

SUSTAINABLE SERVERLESS WORKFLOW

WITH NETLIFY FUNCTIONS

PHIL HAWKSWORTH



HELLO



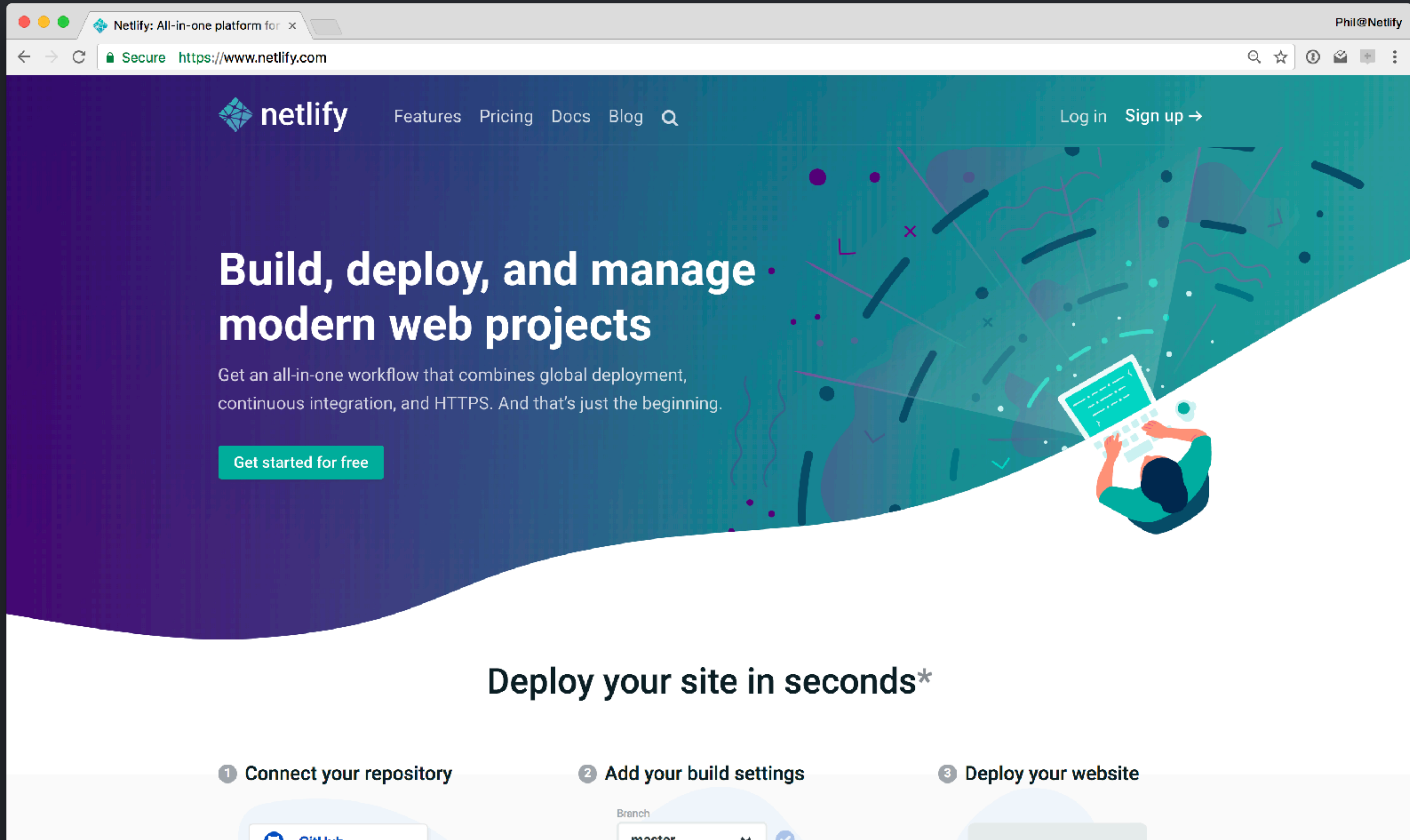
Sustainable Serverless Workflows

London Microservices Meetup

@philhawsworth

@PHILHAWSWORTH





A screenshot of the Netlify website homepage. The browser window shows the URL <https://www.netlify.com> and the user is logged in as Phil@Netlify. The page features a dark blue header with the Netlify logo, navigation links (Features, Pricing, Docs, Blog), and a search icon. On the right, there are links for 'Log in' and 'Sign up →'. The main content area has a large, abstract illustration of a person working on a laptop, surrounded by colorful geometric shapes and lines. The headline reads 'Build, deploy, and manage modern web projects'. Below this, a sub-headline states 'Get an all-in-one workflow that combines global deployment, continuous integration, and HTTPS. And that's just the beginning.' A green button labeled 'Get started for free' is positioned below the sub-headline. At the bottom, a section titled 'Deploy your site in seconds*' lists three steps: 1. Connect your repository, 2. Add your build settings, and 3. Deploy your website. The first step shows a GitHub logo, and the second step shows a 'Branch' dropdown menu with 'master' selected.

Netlify: All-in-one platform for x

Secure <https://www.netlify.com>

Phil@Netlify

netlify Features Pricing Docs Blog

Log in Sign up →

Build, deploy, and manage modern web projects

Get an all-in-one workflow that combines global deployment, continuous integration, and HTTPS. And that's just the beginning.

Get started for free

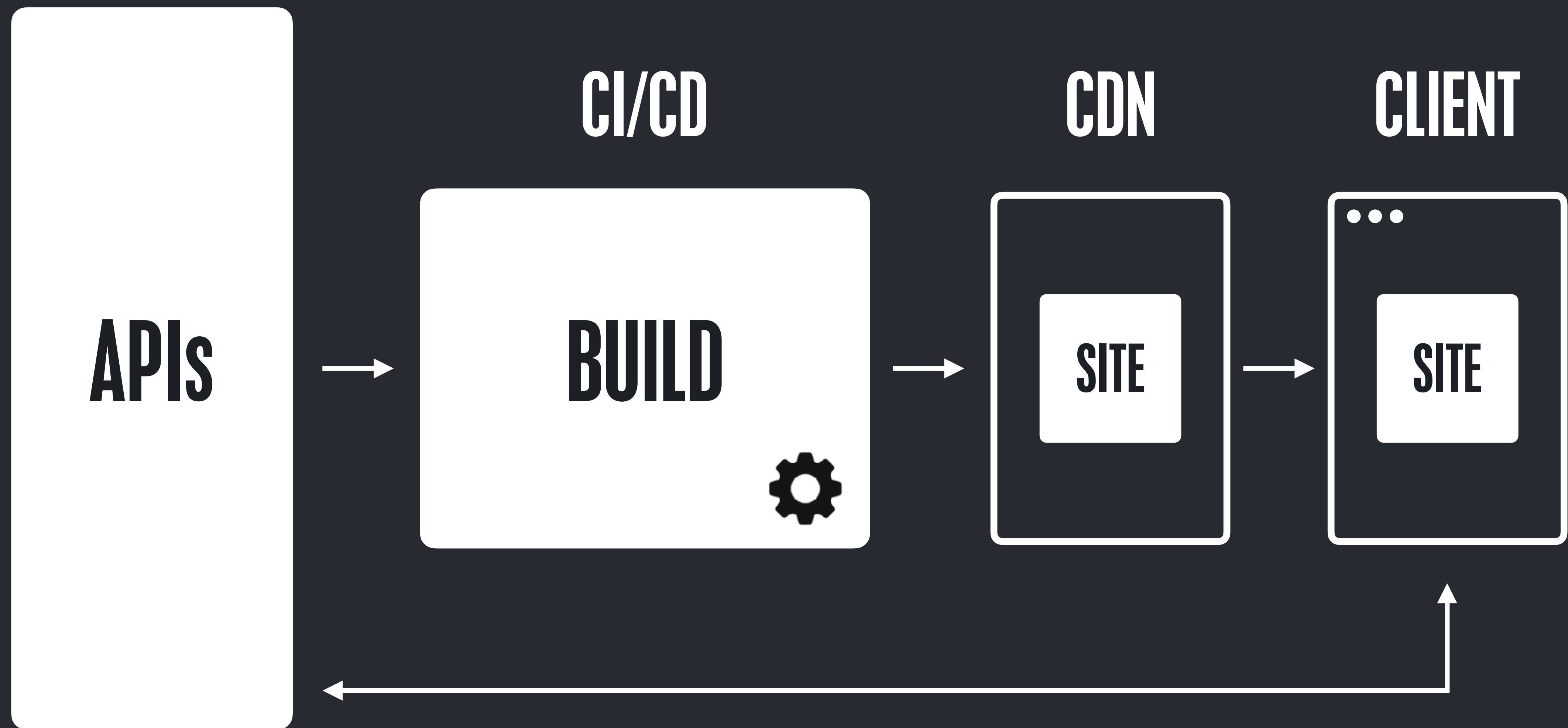
Deploy your site in seconds*

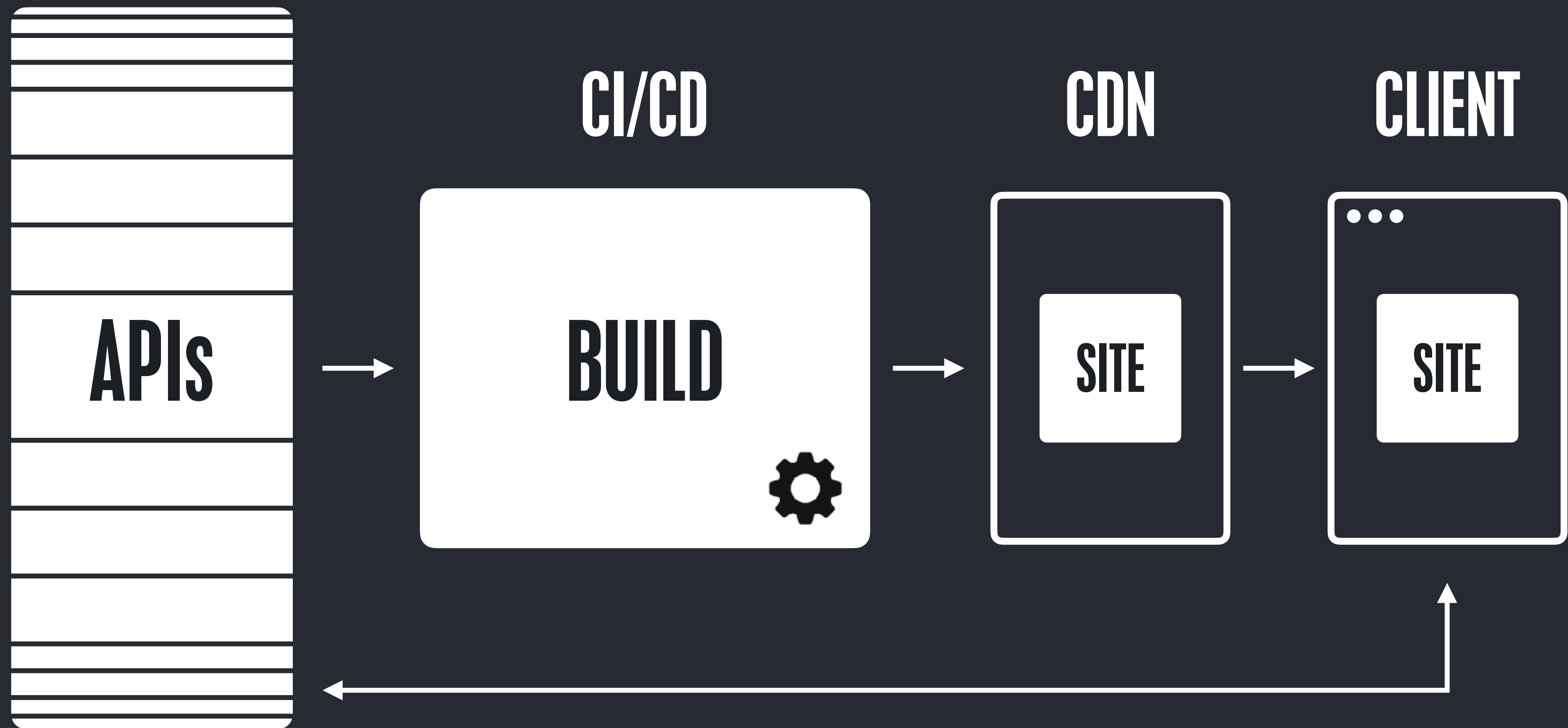
- 1 Connect your repository
- 2 Add your build settings
- 3 Deploy your website

Branch

master

STATIC / PRE-RENDERED / JAMSTACK

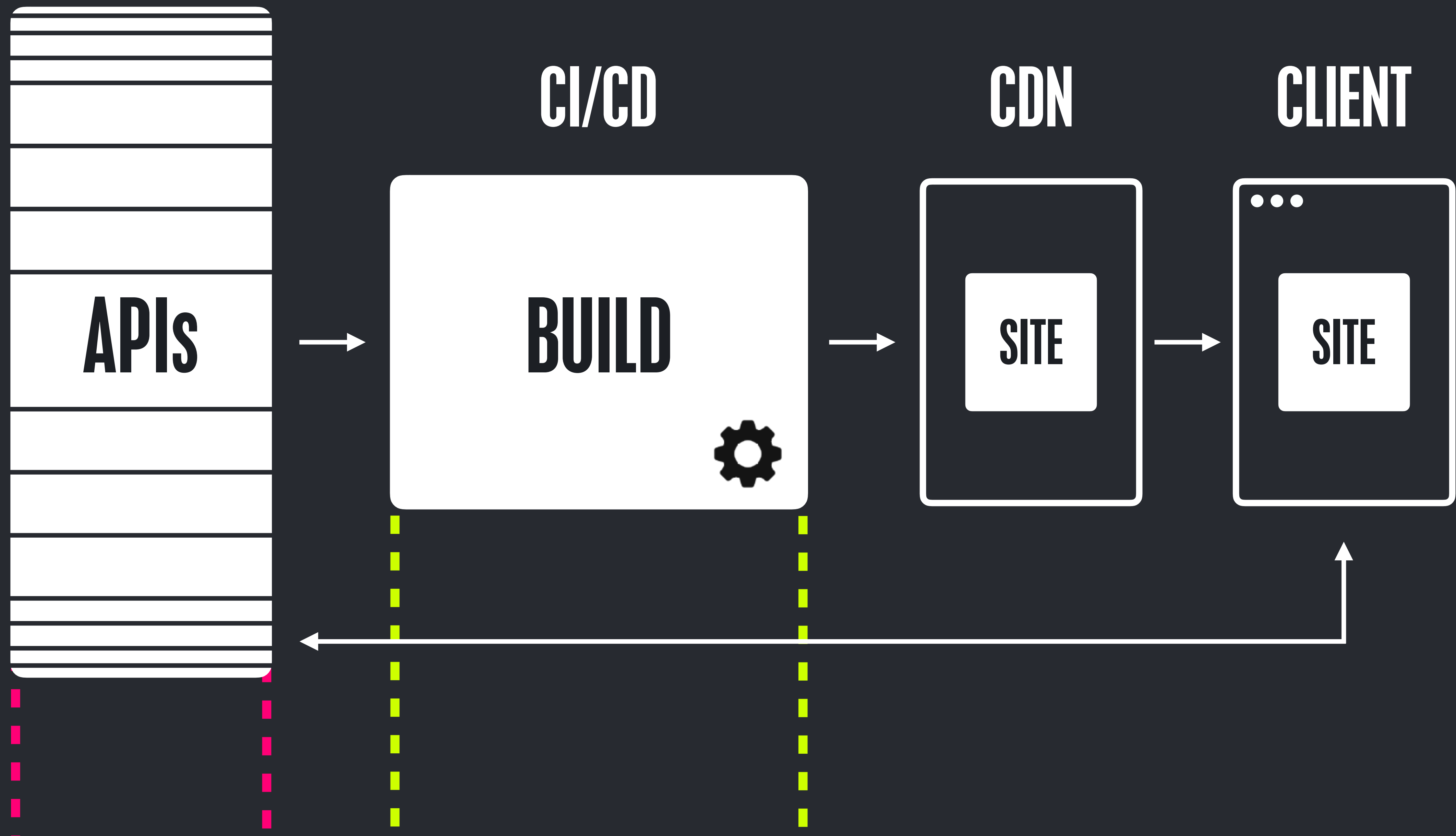




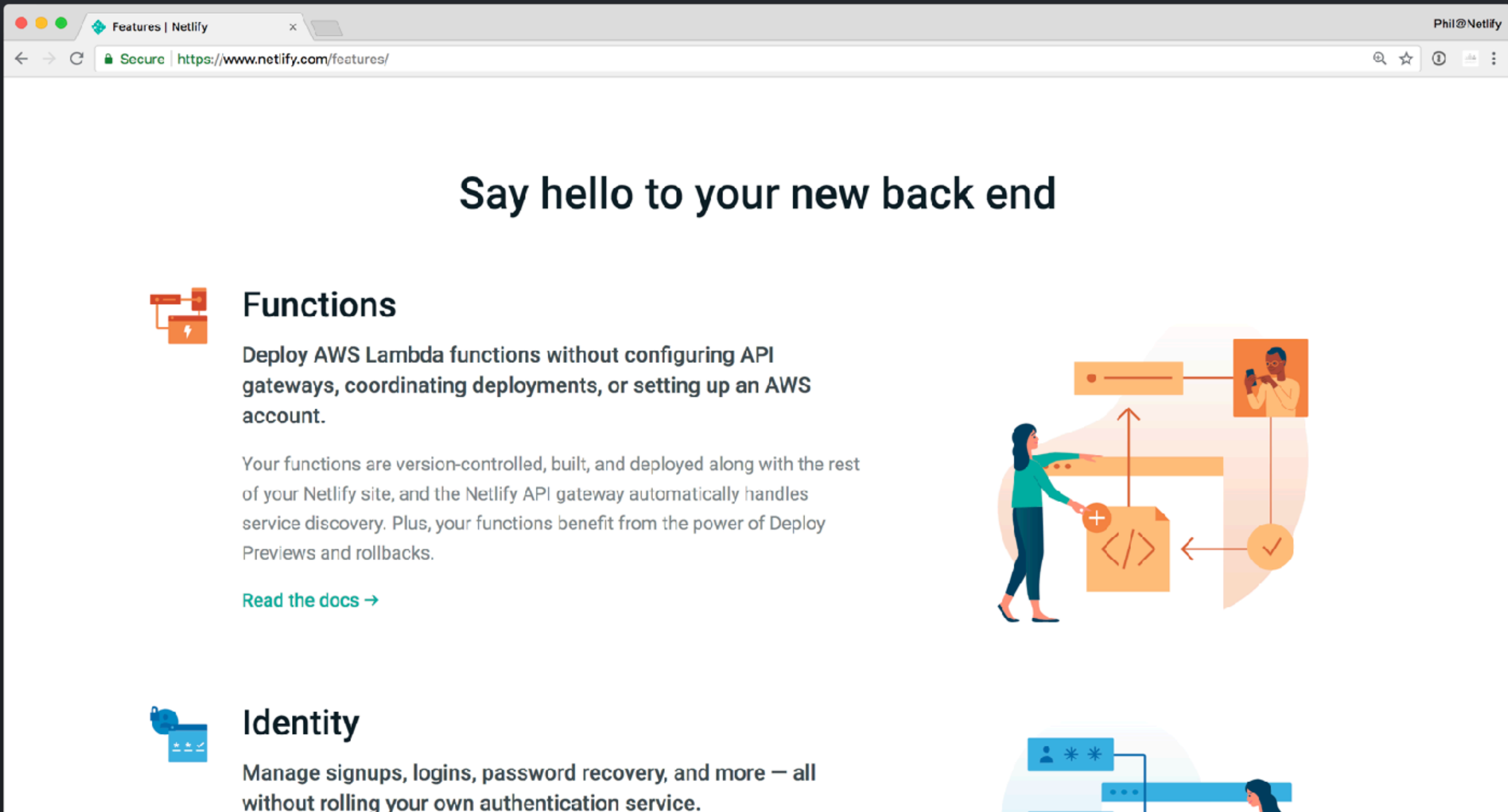
**I ABSOLUTELY POSITIVELY
NEED A LITTLE LOGIC
ON A SERVER**

A stylized illustration of a superhero with a red cape and black suit, leaping through the air to rescue people from a burning city. The city is depicted with orange and yellow flames and smoke, and several small black figures are shown falling from the buildings. The superhero is positioned in the center-right of the frame, with their arms outstretched as if catching or guiding the falling figures. The background is a dark, smoky sky with some light blue and grey patches.

SERVERLESS TO THE RESCUE



NETLIFY FUNCTIONS



A screenshot of a web browser displaying the Netlify Functions page. The browser's address bar shows the URL <https://www.netlify.com/features/>. The page has a white background with a large heading "Say hello to your new back end". Below this, there are two main sections: "Functions" and "Identity". The "Functions" section includes an icon of a lightning bolt, a description of deploying AWS Lambda functions, and a link to "Read the docs". The "Identity" section includes an icon of a person and a description of managing signups and logins. On the right side of the page, there are two illustrations: one showing a person interacting with a large code block and another showing a person interacting with a login form.

Features | Netlify

Secure <https://www.netlify.com/features/>

Say hello to your new back end

Functions

Deploy AWS Lambda functions without configuring API gateways, coordinating deployments, or setting up an AWS account.

Your functions are version-controlled, built, and deployed along with the rest of your Netlify site, and the Netlify API gateway automatically handles service discovery. Plus, your functions benefit from the power of Deploy Previews and rollbacks.

[Read the docs →](#)

Identity

Manage signups, logins, password recovery, and more — all without rolling your own authentication service.

SOME CHALLENGES

CONFIGURING SERVERLESS PROVIDERS

can be hard

AUTOMATING DEPLOYMENT PROCESSES

can be hard

DEPLOYING VERSIONED APIS AND TARGETING THEM

can be hard

**KEEPING YOUR UI AND
YOUR APIS IN SYNC**
can be hard

SUSTAINABLE SERVERLESS WORKFLOW

WITH NETLIFY FUNCTIONS

PHIL HAWKSWORTH



SET THE SCENE

10 minutes

SAY HELLO
SOME CONTEXT
DESCRIBE CHALLENGES

DEMO

10 minutes

PROVISION, BOOTSTRAP, DEPLOY
UNLIMITED STAGING ENVS
STAGE NEW VERSION
DEPLOY TO PRODUCTION
ROLLING BACK
LOCAL DEVELOPMENT
VERSIONING

REFLECT

10 minutes

WAIT, WHAT?

SET THE SCENE

9 minutes

SAY HELLO
SOME CONTEXT
DESCRIBE CHALLENGES

DEMO

17 minutes

PROVISION, BOOTSTRAP, DEPLOY
UNLIMITED STAGING ENVS
STAGE NEW VERSION
DEPLOY TO PRODUCTION
ROLLING BACK
LOCAL DEVELOPMENT
VERSIONING

REFLECT

4 minutes

WAIT, WHAT?

SET THE SCENE

9 minutes

SAY HELLO
SOME CONTEXT
DESCRIBE CHALLENGES



DEMO

17 minutes

PROVISION, BOOTSTRAP, DEPLOY
UNLIMITED STAGING ENVS
STAGE NEW VERSION
DEPLOY TO PRODUCTION
ROLLING BACK
LOCAL DEVELOPMENT
VERSIONING

REFLECT

4 minutes

WAIT, WHAT?

SET THE SCENE

9 minutes

SAY HELLO
SOME CONTEXT
DESCRIBE CHALLENGES

DEMO

17 minutes

PROVISION, BOOTSTRAP, DEPLOY
UNLIMITED STAGING ENVS
STAGE NEW VERSION
DEPLOY TO PRODUCTION
ROLLING BACK
LOCAL DEVELOPMENT
VERSIONING

REFLECT

4 minutes

WAIT, WHAT?



DEMO TIME



SET THE SCENE

9 minutes

SAY HELLO
SOME CONTEXT
DESCRIBE CHALLENGES

DEMO

17 minutes

PROVISION, BOOTSTRAP, DEPLOY
UNLIMITED STAGING ENVS
STAGE NEW VERSION
DEPLOY TO PRODUCTION
ROLLING BACK
LOCAL DEVELOPMENT
VERSIONING

REFLECT

4 minutes

WAIT, WHAT?



SET THE SCENE

9 minutes

SAY HELLO
SOME CONTEXT
DESCRIBE CHALLENGES



DEMO

17 minutes

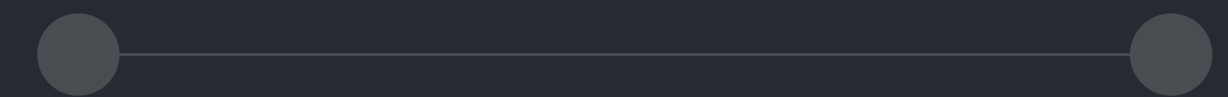
PROVISION, BOOTSTRAP, DEPLOY
UNLIMITED STAGING ENVS
STAGE NEW VERSION
DEPLOY TO PRODUCTION
ROLLING BACK
LOCAL DEVELOPMENT
VERSIONING



REFLECT

4 minutes

WAIT, WHAT?



SET THE SCENE

9 minutes

SAY HELLO
SOME CONTEXT
DESCRIBE CHALLENGES



DEMO

17 minutes

PROVISION, BOOTSTRAP, DEPLOY
UNLIMITED STAGING ENVS
STAGE NEW VERSION
DEPLOY TO PRODUCTION
ROLLING BACK
LOCAL DEVELOPMENT
VERSIONING



REFLECT

4 minutes

WAIT, WHAT?



NETLIFY FUNCTIONS *are*

A MEANS OF ACHIEVING
IMMUTABLE, ATOMIC DEPLOYS
ACROSS YOUR UI & API STACK

NETLIFY FUNCTIONS

are

YOUR USUAL GIT WORKFLOW,
EXTENDED TO THE
SERVERLESS SERVERS!

NETLIFY FUNCTIONS *are*

**A WORKFLOW FOR
BUILDING AWS LAMBDA
WITHOUT TOUCHING AWS**



NETLIFY FUNCTIONS

are

**AVAILABLE TO USE WITH
YOUR OWN AWS ACCOUNT
IF YOU ARE AN ENTERPRISE CUSTOMER**

NETLIFY FUNCTIONS

are

**FREE FOR THE FIRST
125,000 INVOCATIONS
PER MONTH**

NETLIFY FUNCTIONS

www.netlify.com/features/#functions

THE DOCS

www.netlify.com/docs/functions

WHAT THE HECK? (DAVID WELLS & CHRIS COYIER)

www.youtube.com/watch?v=2N_sUmpjzZk&

WRITINGS

www.netlify.com/tags/functions

THANKS

QUESTIONS?

@PHILHAWSWORTH