



CSS PREPROCESSORS

for the best

OF BOTH WORLDS

CSS PREPROCESSORS





for the best
OF BOTH WORLDS

COFFEE GRINDERS *for the best* OUT OF YOUR BEANS



Peugeot
Coffee grinder **98 €** **PICKme**



Kalita
Coffee grinder **76 €** **PICKme**



Heyde
Coffee grinder **54 €** **PICKme**

```
<html id="page-products">
```

```
<ul class="product-list">
```

```
<li class="product-item">
```

```

```

```
<span class="product-brand">...</span>
```

```
<span class="product-model">...</span>
```

```
<span class="product-description">...</span>
```

```
<span class="product-price">...</span>
```

```
<button class="btn btn-cta">Pick me!</button>
```

```
</li>
```

```
:
```

```
</ul>
```

```
.product-list { ... }  
.product-item { ... }  
.product-image { ... }  
.product-brand { ... }  
.product-model { ... }  
.product-description { ... }  
.product-price { ... }  
.btn { ... }  
.btn-cta { ... }
```

COFFEE GRINDERS *for the best* OUT OF YOUR BEANS

In your basket:



Peugeot Coffee grinder 98 €



Kalita Coffee grinder 76 €

total amount 174 €

BUY *now*

```
<html id="page-checkout">
```

```
<ul class="checkout-list">
```

```
  <li class="checkout-item">
```

```
    
```

```
    <span class="checkout-brand">...</span>
```

```
    <span class="checkout-model">...</span>
```

```
    <span class="checkout-description">...</span>
```

```
    <span class="checkout-price">...</span>
```

```
  </li>
```

```
  :
```

```
</ul>
```



```
.product-list { ... }  
.product-item { ... }  
.product-image { ... }  
.product-brand { ... }  
.product-model { ... }  
.product-description { ... }  
.product-price { ... }  
.btn { ... }  
.btn-cta { ... }  
.checkout-list { ... }  
.checkout-item { ... }  
.checkout-image { ... }  
.checkout-brand { ... }  
.checkout-model { ... }  
.checkout-description { ... }  
.checkout-price { ... }
```

```
<html id="page-products">
```

```
<ul class="product-list">
```

```
<li>
```

```

```

```
<span class="brand">...</span>
```

```
<span class="model">...</span>
```

```
<span class="description">...</span>
```

```
<span class="price">...</span>
```

```
<button>Pick me!</button>
```

```
</li>
```

```
:
```

```
</ul>
```

```
<html id="page-checkout">
```

```
<ul class="product-list">
```

```
<li>
```

```

```

```
<span class="brand">...</span>
```

```
<span class="model">...</span>
```

```
<span class="description">...</span>
```

```
<span class="price">...</span>
```

```
</li>
```

```
:
```

```
</ul>
```

```
#page-products .product-list { ... }
#page-products .product-list li { ... }
#page-products .product-list .product-image { ... }
#page-products .product-list .brand { ... }
#page-products .product-list .model { ... }
#page-products .product-list .description { ... }
#page-products .product-list .price { ... }
#page-products .product-list button { ... }

#page-checkout .product-list { ... }
#page-checkout .product-list li { ... }
#page-checkout .product-list .product-image { ... }
#page-checkout .product-list .brand { ... }
#page-checkout .product-list .model { ... }
#page-checkout .product-list .description { ... }
#page-checkout .product-list .price { ... }
```

```
#page-products
{
  :
  .product-list
  {
    :

    li { ... }
    .product-image { ... }
    .brand { ... }
    .model { ... }
    .description { ... }
    .price { ... }
    button { ... }
  }
}
```

nesting

```
#page-checkout
{
  :
  .product-list
  {
    :

    li { ... }
    .product-image { ... }
    .brand { ... }
    .model { ... }
    .description { ... }
    .price { ... }

  }
}
```

nesting

```
@import "_page-products";  
@import "_page-checkout";
```

```
⋮
```

modularization

```
@import "_colors";  
@import "_type";  
@import "_image-replacement";  
@import "_page-layout";  
@import "_page-products";  
@import "_page-checkout";
```


```
:
```

modularization


Atomic design (Brad Frost)



ATOMS



MOLECULES



ORGANISMS



TEMPLATES




PAGES


Atomic design (Brad Frost)



ATOMS



MOLECULES



ORGANISMS



TEMPLATES



PAGES

Look ma,
no classes!

```
<html id="page-products" vocab="http://schema.org/">
```

```
<ul class="product-list">
```

```
<li typeof="Product">
```

```

```

```
<span property="name">...</span>
```

```
<span property="brand">...</span>
```

```
<span property="model">...</span>
```

```
</span>
```

```
<span property="description">...</span>
```

```
<span property="offers" typeof="Offer">
```

```
<span class="price">...</span>
```

```
<link property="availability" href="http://schema.org/InStock"/>
```

```
</span>
```

```
<button>Pick me!</button>
```

```
</li>
```

```
:
```

```
</ul>
```

```
#page-products
{
  :
  .product-list
  {
    :

    li { ... }
    [property="image"] { ... }
    [property="brand"] { ... }
    [property="model"] { ... }
    [property="description"] { ... }
    [property="price"] { ... }
    button { ... }
  }
}
```



coffee break



One more cup of coffee, please!

```
<html lang="en">
```

```
<h1>One more cup of coffee, please!</h1>
```



ONE MORE CUP OF COFFEE, PLEASE!

```
<html lang="en">
```

```
<h1 class="uppercase">One more cup of coffee, please!</h1>
```

```
.uppercase { text-transform: uppercase }
```




one more cup of coffee, please!

```
<html lang="en">
```

```
<h1 class="lowercase">One more cup of coffee, please!</h1>
```

```
.uppercase { text-transform: uppercase }
```

```
.lowercase { text-transform: lowercase }
```



UN' ALTRA TAZZA DI CAFFÈ, PER FAVORE!

```
<html lang="it">
```

```
<h1 class="uppercase">Un' altra tazza di caffè, per favore!</h1>
```

```
.uppercase { text-transform: uppercase }
```

```
.lowercase { text-transform: lowercase }
```



un' altra tazza di caffè, per favore!

```
<html lang="it">
```

```
<h1 class="lowercase">Un' altra tazza di caffè, per favore!</h1>
```

```
.uppercase { text-transform: uppercase }
```

```
.lowercase { text-transform: lowercase }
```



NOCH EIN TÄSSCHEN KAFFEE, BITTE!

```
<html lang="de">
```

```
<h1 class="uppercase">Noch ein Tässchen Kaffee, bitte!</h1>
```

```
.uppercase { text-transform: uppercase }
```

```
.lowercase { text-transform: lowercase }
```



noch ein tässchen kaffee, bitte!

```
<html lang="de">
```

```
<h1 class="lowercase">Noch ein Tässchen Kaffee, bitte!</h1>
```

```
.uppercase { text-transform: uppercase }
```

```
.lowercase { text-transform: lowercase }
```



Noch ein Tässchen Kaffee, bitte!

```
<html lang="de">
```

```
<h1 class="lowercase">Noch ein Tässchen Kaffee, bitte!</h1>
```

```
.uppercase { text-transform: uppercase }
```

```
.lowercase { text-transform: lowercase }
```

```
.lowercase:lang(de) { text-transform: none }
```





PRESENTATIONAL

MARKUP



Noch ein Tässchen Kaffee, bitte!

```
<html lang="de">
```

```
<h1>Noch ein Tässchen Kaffee, bitte!</h1>
```

```
h1 { text-transform: lowercase }
```

```
h1:lang(de) { text-transform: none }
```





QA'VIN LATLH TU'LUM HINOBNES!

```
<html lang="tlh">
```

```
<h1>qa'vIn latlh tu'lum HinobneS!</h1>
```

```
h1 { text-transform: uppercase }
```



qa'vin latlh tu'lum hinobnes!

```
<html lang="tlh">
```

```
<h1>qa'vIn latlh tu'lum HInobneS!</h1>
```

```
h1 { text-transform: lowercase }
```



qa'vIn latlh tu'lum HInobneS!

```
<html lang="tlh">
```

```
<h1>qa'vIn latlh tu'lum HInobneS!</h1>
```

```
h1 { text-transform: lowercase }
```

```
:lang(tlh) { text-transform: none !important}
```



```
<div id="pick-me" class="hidden">
```

```
.hidden { display: none }
```

```
<div id="pick-me" class="hidden">
```

```
.hidden { display: none !important }
```

```
<div id="pick-me" class="hidden">
```

```
.hidden { display: none !important }
```

```
$('#pick-me').show();
```

```
document.querySelector('#pick-me').style.display = 'block';
```

```
<div id="pick-me" class="hidden">
```

```
.hidden { display: none !important }
```

```
$('#pick-me').show();
```

```
document.querySelector('#pick-me').style.display = 'block';
```

```
<div id="pick-me" class="hidden">
```

```
.hidden { display: none !important }
```

```
$('#pick-me').removeClass('hidden');
```

```
document.querySelector('#pick-me').classList.remove('hidden');
```



```
<div id="pick-me" hidden>
```

```
$('#pick-me').removeAttr('hidden');
```

```
document.querySelector('#pick-me').removeAttribute('hidden');
```

```
<div id="pick-me" hidden>
```

```
[hidden] { display: none !important }
```

```
$('#pick-me').removeAttr('hidden');
```

```
document.querySelector('#pick-me').removeAttribute('hidden');
```

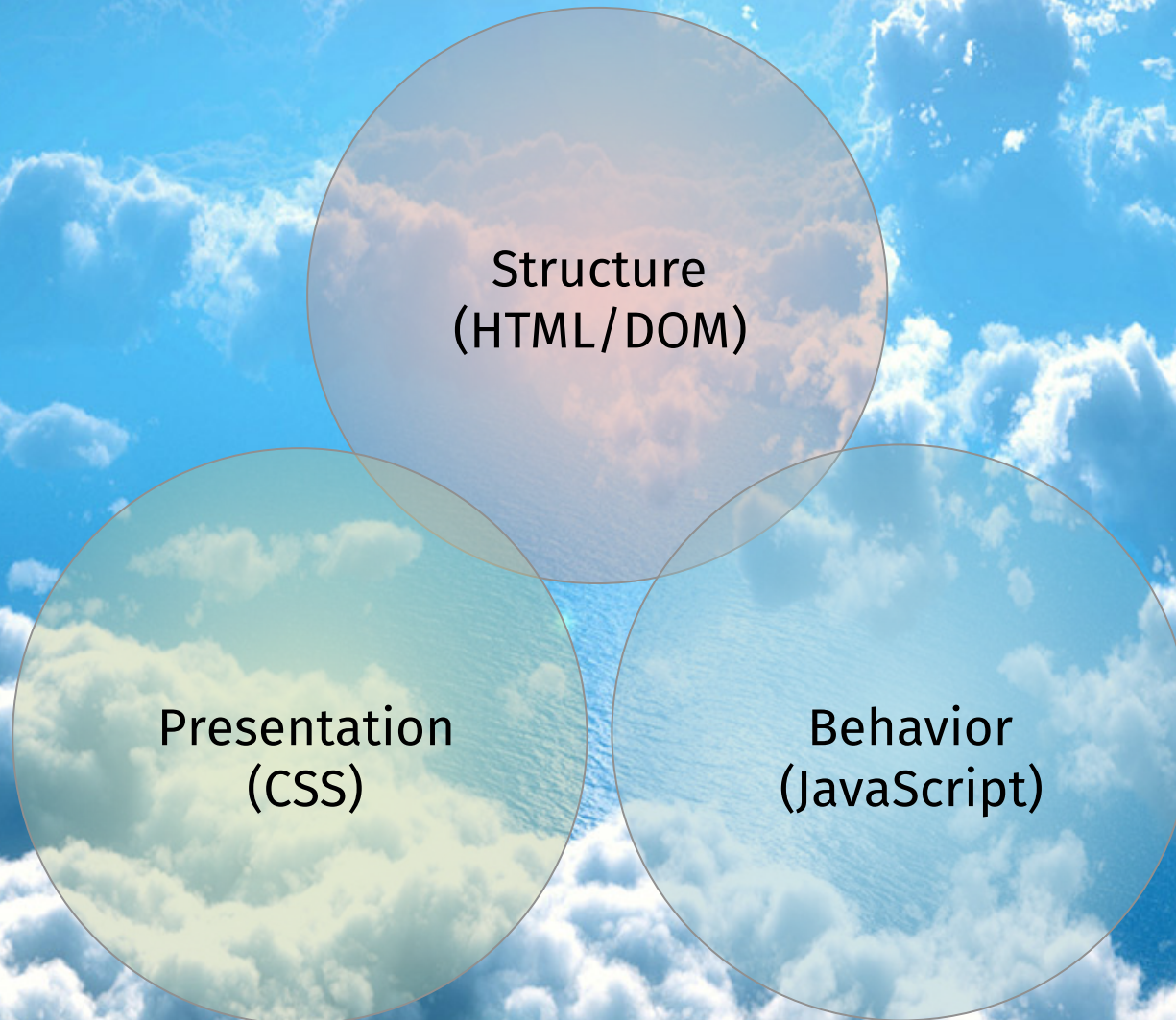


Structure
(HTML/DOM)

Presentation
(CSS)

Behavior
(JavaScript)

Separation of concerns



Structure
(HTML/DOM)

Presentation
(CSS)

Behavior
(JavaScript)

SEND ORDER

CHANGE ADDRESS

CHANGE BASKET

```
<button type="submit" class="btn btn-large btn-red">send order</button>  
<button type="button" class="btn btn-small btn-black">change address</button>  
<button type="button" class="btn btn-small btn-black">change basket</button>
```

SEND ORDER

CHANGE ADDRESS

CHANGE BASKET

```
<button type="submit" class="btn btn-large btn-red">send order</button>  
<button type="button" class="btn btn-small btn-black">change address</button>  
<button type="button" class="btn btn-small btn-black">change basket</button>
```

OOCESS

Stylesheet

```
.btn
{
  min-width: 8rem;
  font-family: "League Gothic";
  text-align: center;
  border-radius: 0.375em;
}

.btn-large
{
  padding: 0.375em;
  font-size: 1.25rem;
}

.btn-small
{
  padding: 0.25em;
  font-size: 1rem;
}

.btn-red
{
  background-color: hsl(2, 42%, 39%);
  background-image: linear-gradient(...);
}

.btn-black
{
  background-color: hsl(0, 0%, 20%);
  background-image: linear-gradient(...);
}
```

Object Oriented CSS

CSS “object”: a repeating visual pattern, which can be abstracted into an independent snippet of HTML, CSS, and possibly JavaScript.

Goal: reusable code, maintainability, performance

Principles:

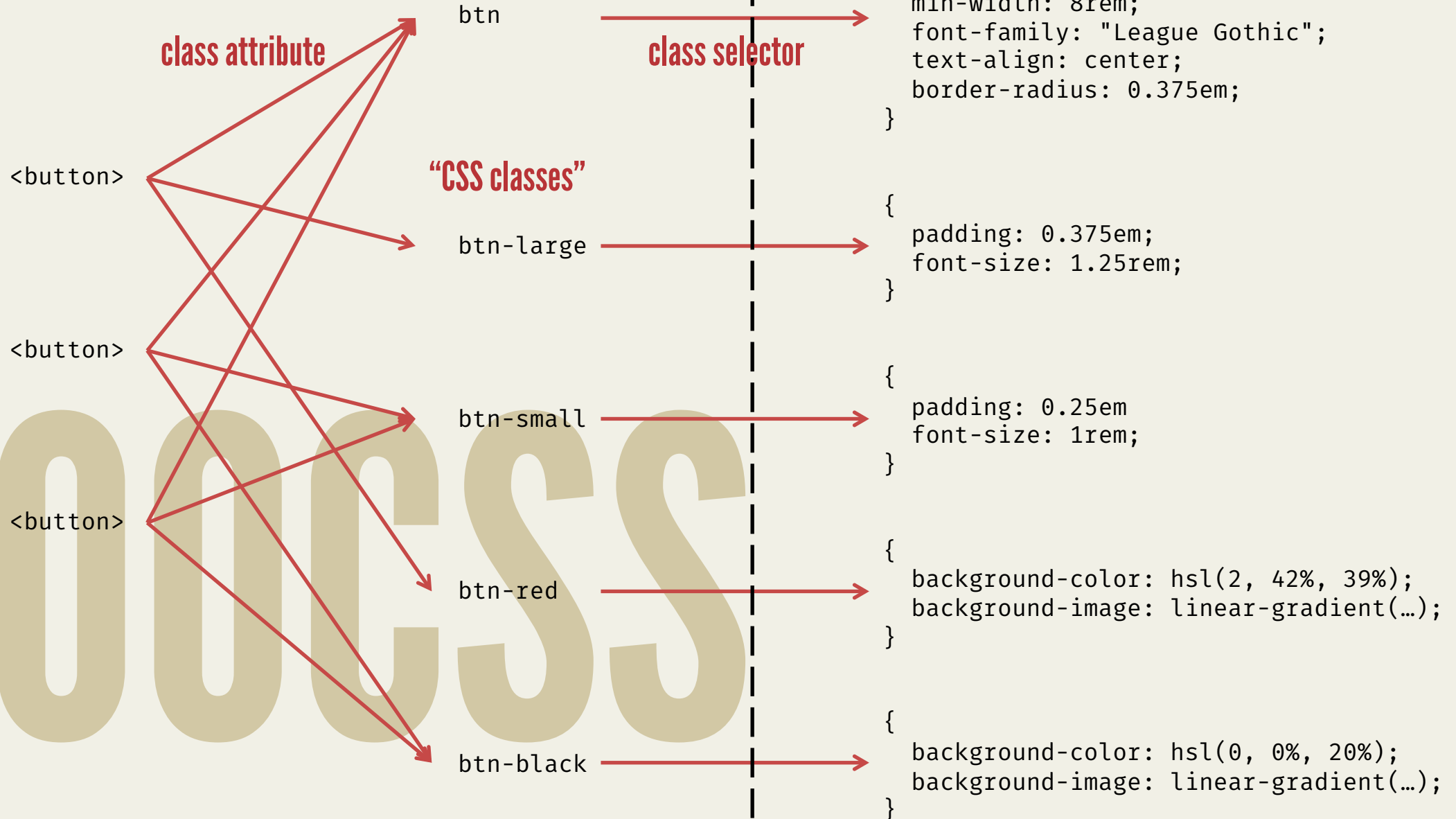
1. Separate structure and skin
2. Separate container and content

Means:

- class selectors
- no element type selectors
- no ID selectors
- no descendant combinators
- presentational classes in the mark-up


Markup

Stylesheet



Markup

Stylesheet



```
{
  min-width: 8rem;
  font-family: "League Gothic";
  text-align: center;
  border-radius: 0.375em;
}

{
  padding: 0.375em;
  font-size: 1.25rem;
}

{
  padding: 0.25em;
  font-size: 1rem;
}

{
  background-color: hsl(2, 42%, 39%);
  background-image: linear-gradient(...);
}

{
  background-color: hsl(0, 0%, 20%);
  background-image: linear-gradient(...);
}
```



PRESENTATIONAL

MARKUP



Gunnar Bittersmann

@g16n

OOCSS is about pure CSS — [@stubbornella](#)
Agreed. But it is about shitty HTML.
[#smashingconf](#)

↩ Reply ★ Favorite ⋮ More

RETWEETS

5

FAVORITES

6



3:09 PM - 17 Sep 2012

OOCSS



Mark Norman Francis

@cackhanded



 Follow

[@heydonworks](#) I think of it as Obstinate Overuse of Classes in Style Sheets.


 Reply  Retweeted  Favorite  More

RETWEETS

2

FAVORITES

5



10:39 AM - 14 Aug 2014



“CSS CLASSES”



Smashing Magazine ✓
@smashingmag



Following

Good point. "There are HTML classes, CSS class selectors, CSS pseudo-classes, but there are no 'CSS classes'." by @[tantek.com/2012/353/b1/wh ...](http://tantek.com/2012/353/b1/wh...)

↩ Reply ↻ Retweet ★ Favorite ⋮ More

RETWEETS
52

FAVORITES
91



6:38 PM - 21 Dec 2013



Gunnar Bittersmann

@g16n

.@codepo8 @davidwalshblog If you say “CSS classes” to classes implemented solely for the sake of styling, you mean “presentational mark-up”.

↩ Reply ★ Favorite ⋮ More

FAVORITES

3



11:49 AM - 26 Aug 2014

Object Oriented CSS

CSS “object”: a repeating visual pattern, which can be abstracted into an independent snippet of HTML, CSS, and possibly JavaScript.

Goal: reusable code, maintainability, performance

Principles:

1. Separate structure and skin
2. Separate container and content

Means:

- class selectors
- no element type selectors
- no ID selectors
- no descendant combinators
- presentational classes in the mark-up



Gunnar Bittersmann

@g16n

[@thebabydino](#) I wouldn't consider this as a guideline. "No IDs in selectors" is a mantra of a sect. Which S in CSS stands for scientology?

↩ Reply ★ Favorite ⋮ More

10:04 PM - 7 Jan 2014

Pros

- reusable code units
- smaller CSS file
- selector specificity
- selector performance

Cons

- presentational markup
- bigger HTML files

OOCSS



Heydon
@heydonworks



Following

@flurin @jaffthecake Why do so many prioritize a few bytes of extra CSS over any other performance concern? Who brainwashed them?

↩ Reply ↻ Retweeted ★ Favorite ⋮ More

RETWEET

1



3:29 PM - 4 Aug 2014



Eric Eggert
@yatil



Following

@heydonworks @flurin @jaffthecake The OOCSS/BEM/WTF movement. People trade small CSS for large HTML. World is upside-down.

📍 Kettwig, Essen

↩ Reply ↻ Retweeted ★ Favorite ⋮ More

RETWEET

1



3:30 PM - 4 Aug 2014

Pros

- reusable code units
- selector specificity
- selector performance

Cons

- presentational markup
- bigger HTML files

OOCSS



Gunnar Bittersmann

@g16n

Specificity is not your enemy, it is your ally.

#CSS @upfront_ug /cc @martzoukos

↩ Reply ★ Favorite ⋮ More

RETWEET

1

FAVORITES

3



8:26 PM - 8 Jul 2014

Pros

- reusable code units
- selector performance

Cons

- presentational markup
- bigger HTML files

OOCSS



Heydon
@heydonworks



Following

Things that actually have a noticeable impact on users:

- ✓ Writing semantic markup
- ✗ Optimizing CSS selectors

↩ Reply Retweeted Favorite ... More

RETWEETS
19

FAVORITES
25



1:39 PM - 30 Jun 2014

Pros

- reusable code units

Cons

- presentational markup
- bigger HTML files

OOCSS

Markup

<button>

<button>

<button>

btn

btn-large

btn-small

btn-red

btn-black

Stylesheet

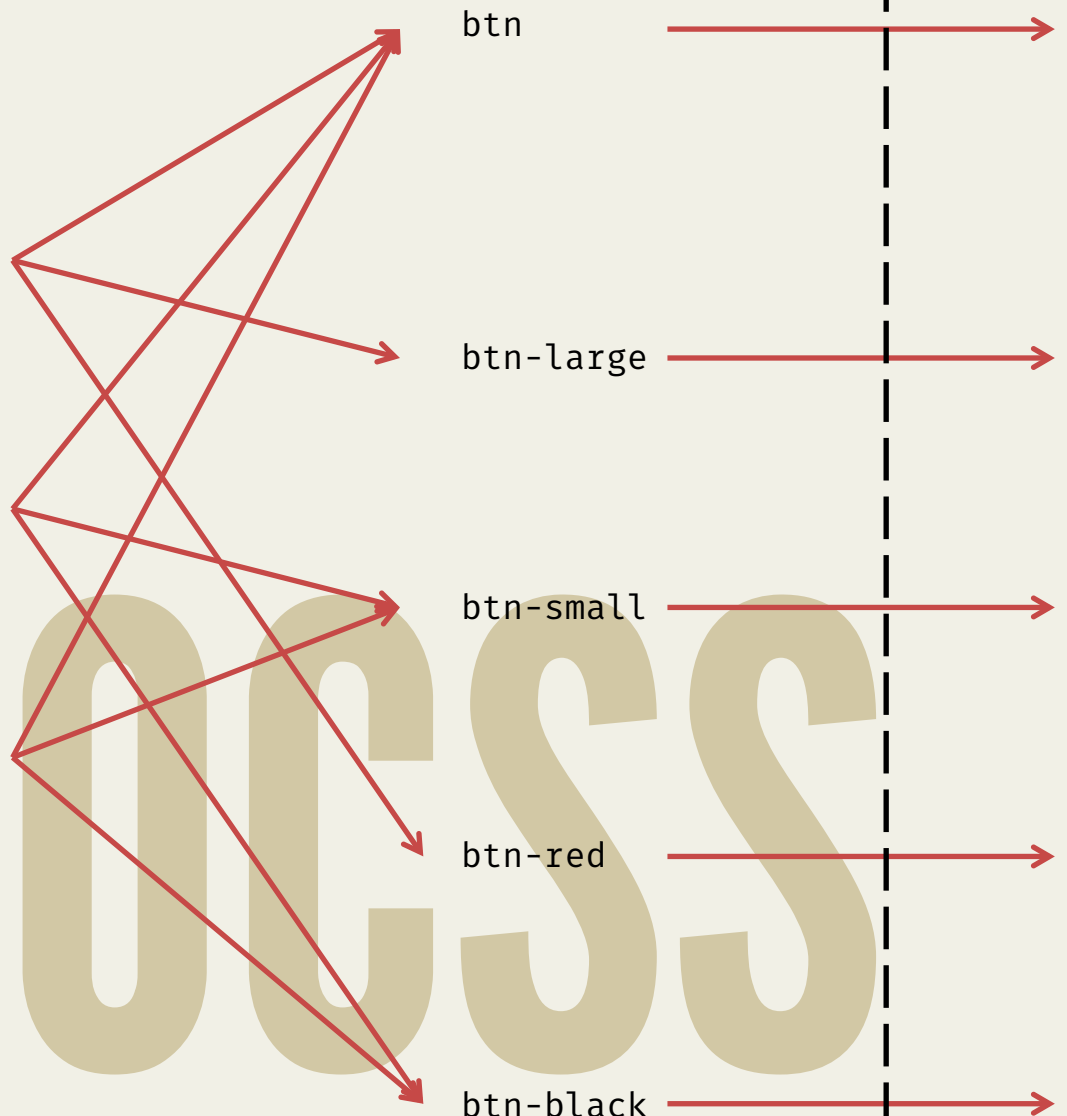
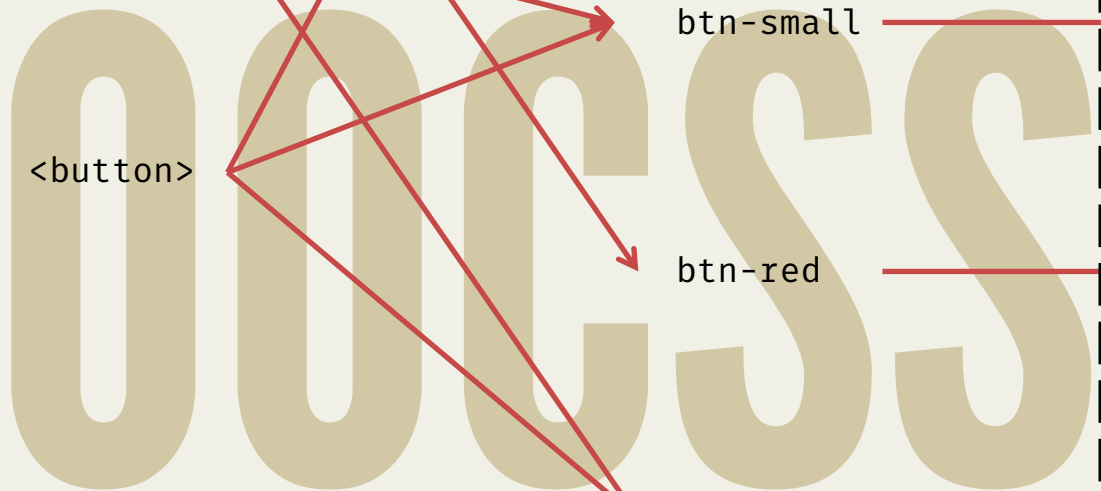
```
{  
  min-width: 8rem;  
  font-family: "League Gothic";  
  text-align: center;  
  border-radius: 0.375em;  
}
```

```
{  
  padding: 0.375em;  
  font-size: 1.25rem;  
}
```

```
{  
  padding: 0.25em;  
  font-size: 1rem;  
}
```

```
{  
  background-color: hsl(2, 42%, 39%);  
  background-image: linear-gradient(...);  
}
```

```
{  
  background-color: hsl(0, 0%, 20%);  
  background-image: linear-gradient(...);  
}
```



Markup

<button>

<button>

<button>

Stylesheet

btn

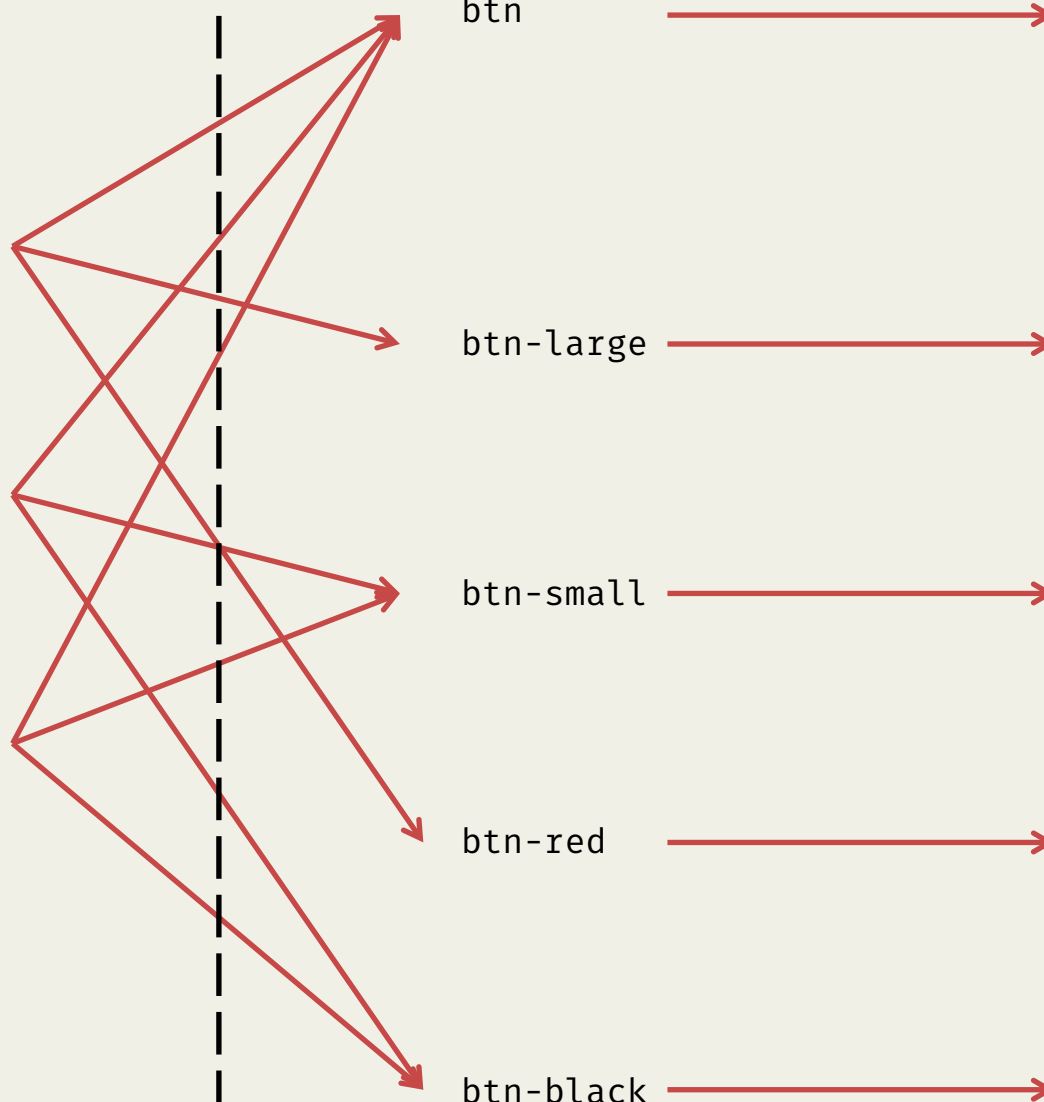
btn-large

btn-small

btn-red

btn-black

```
{  
  min-width: 8rem;  
  font-family: "League Gothic";  
  text-align: center;  
  border-radius: 0.375em;  
}  
  
{  
  padding: 0.375em;  
  font-size: 1.25rem;  
}  
  
{  
  padding: 0.25em;  
  font-size: 1rem;  
}  
  
{  
  background-color: hsl(2, 42%, 39%);  
  background-image: linear-gradient(...);  
}  
  
{  
  background-color: hsl(0, 0%, 20%);  
  background-image: linear-gradient(...);  
}
```



Markup

<button>

<button>

<button>

Stylesheet

btn

btn-large

btn-small

btn-red

btn-black

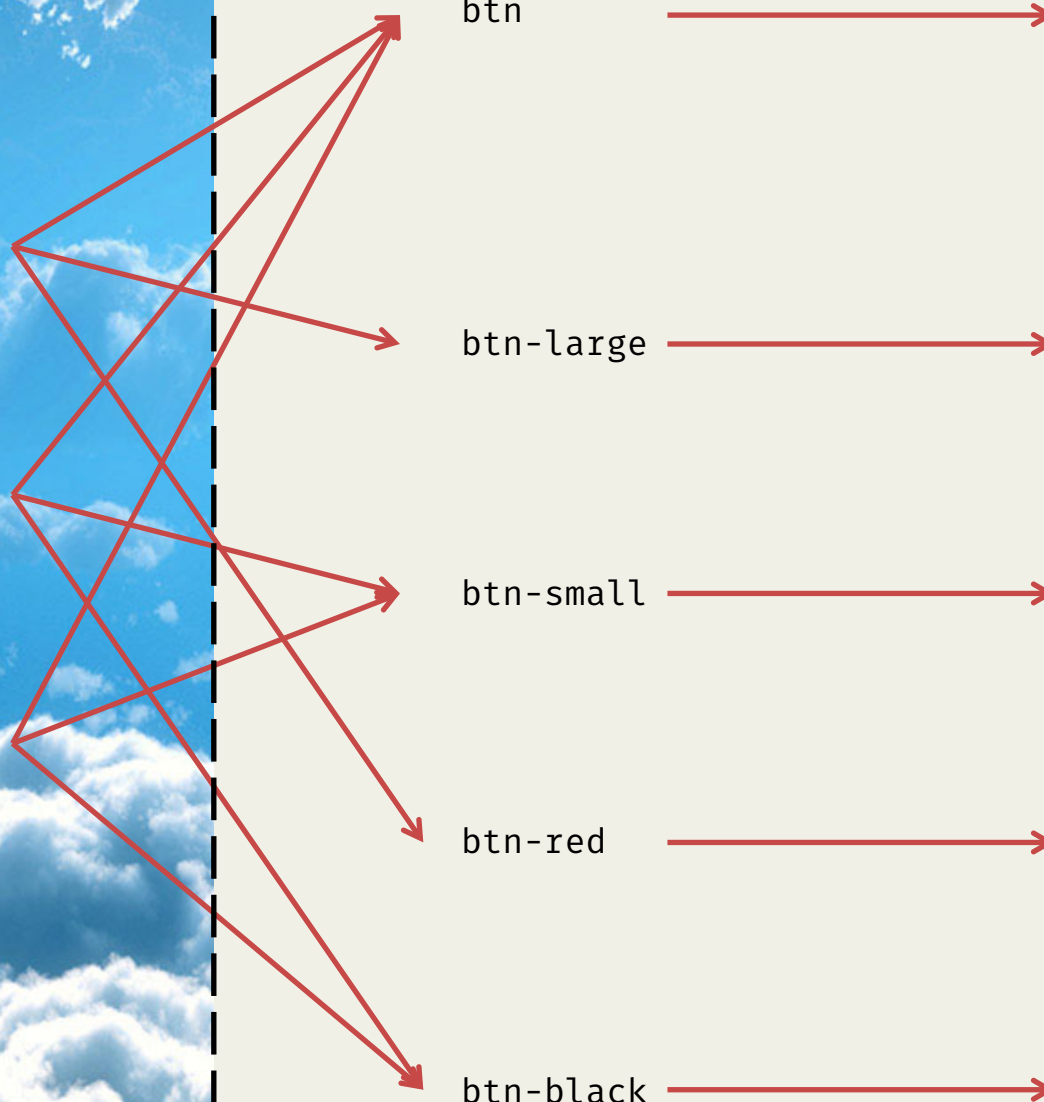

```
{  
  min-width: 8rem;  
  font-family: "League Gothic";  
  text-align: center;  
  border-radius: 0.375em;  
}
```

```
{  
  padding: 0.375em;  
  font-size: 1.25rem;  
}
```

```
{  
  padding: 0.25em;  
  font-size: 1rem;  
}
```

```
{  
  background-color: hsl(2, 42%, 39%);  
  background-image: linear-gradient(...);  
}
```

```
{  
  background-color: hsl(0, 0%, 20%);  
  background-image: linear-gradient(...);  
}
```



mixins

```
[type="submit"]
{
  @include btn;
  @include btn-large;
  @include btn-red;
}

[type="button"]
{
  @include btn;
  @include btn-small;
  @include btn-black;
}
```

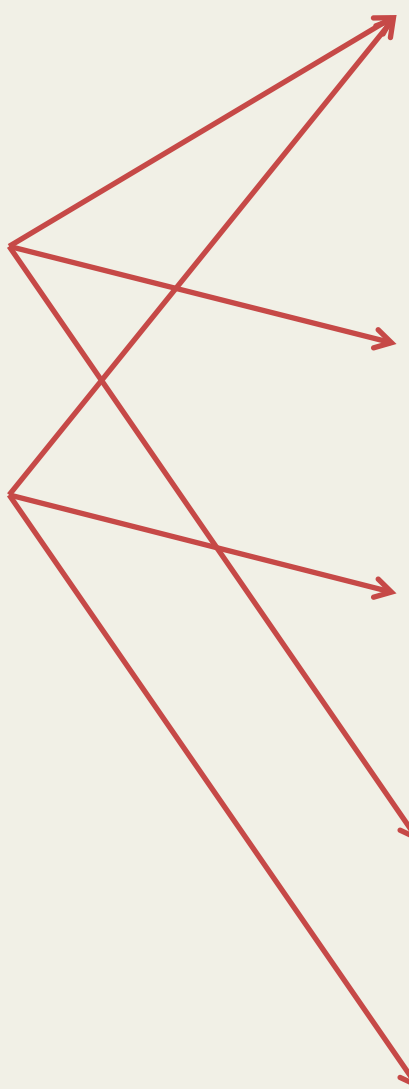
```
@mixin btn
{
  min-width: 8rem;
  font-family: "League Gothic";
  text-align: center;
  border-radius: 0.375em;
}

@mixin btn-large
{
  padding: 0.375em;
  font-size: 1.25rem;
}

@mixin btn-small
{
  padding: 0.25em;
  font-size: 1rem;
}

@mixin btn-red
{
  background-color: hsl(2, 42%, 39%);
  background-image: linear-gradient(...);
}

@mixin btn-black
{
  background-color: hsl(0, 0%, 20%);
  background-image: linear-gradient(...);
}
```

A diagram consisting of red arrows that maps the @include statements in the CSS code on the left to the corresponding @mixin definitions on the right. The arrows originate from the @include lines and point to the @mixin blocks, showing the relationship between the code that uses the mixins and the code that defines them.

mixins

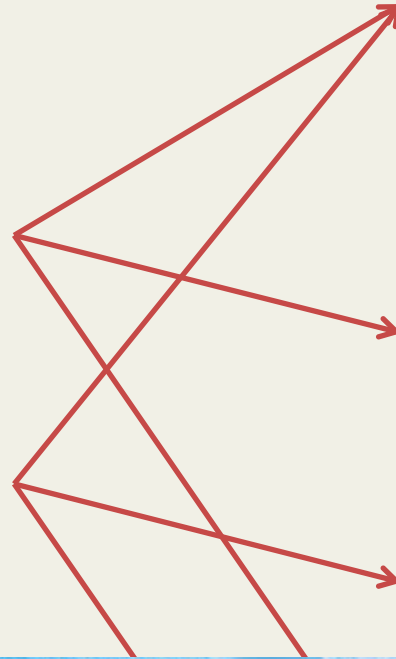
```
[type="submit"]
{
  @include btn;
  @include btn-large;
  @include btn-red;
}

[type="button"]
{
  @include btn;
  @include btn-small;
```

```
@mixin btn
{
  min-width: 8rem;
  font-family: "League Gothic";
  text-align: center;
  border-radius: 0.375em;
}

@mixin btn-large
{
  padding: 0.375em;
  font-size: 1.25rem;
}

@mixin btn-small
{
  padding: 0.25em;
  font-size: 1rem;
}
```



```
<button type="submit">send order</button>
<button type="button">change address</button>
<button type="button">change basket</button>
```

```
[type="submit"]
{
  @include btn;
  @include btn-large;
  @include btn-red;
}
```

```
[type="button"]
{
  @include btn;
  @include btn-small;
  @include btn-black;
}
```

```
[type="submit"]
{
  min-width: 8rem;
  font-family: "League Gothic";
  text-align: center;
  border-radius: 0.375em;

  padding: 0.375em;
  font-size: 1.25rem;

  background-color: hsl(2, 42%, 39%);
  background-image: linear-gradient(...);
}
```

```
[type="button"]
{
  min-width: 8rem;
  font-family: "League Gothic";
  text-align: center;
  border-radius: 0.375em;

  padding: 0.25em;
  font-size: 1rem;

  background-color: hsl(0, 0%, 20%);
  background-image: linear-gradient(...);
}
```


extends

```
[type="submit"]  
{  
  @extend .btn;  
  @extend .btn-large;  
  @extend .btn-red;  
}
```

```
[type="button"]  
{  
  @extend .btn;  
  @extend .btn-small;  
  @extend .btn-black;  
}
```

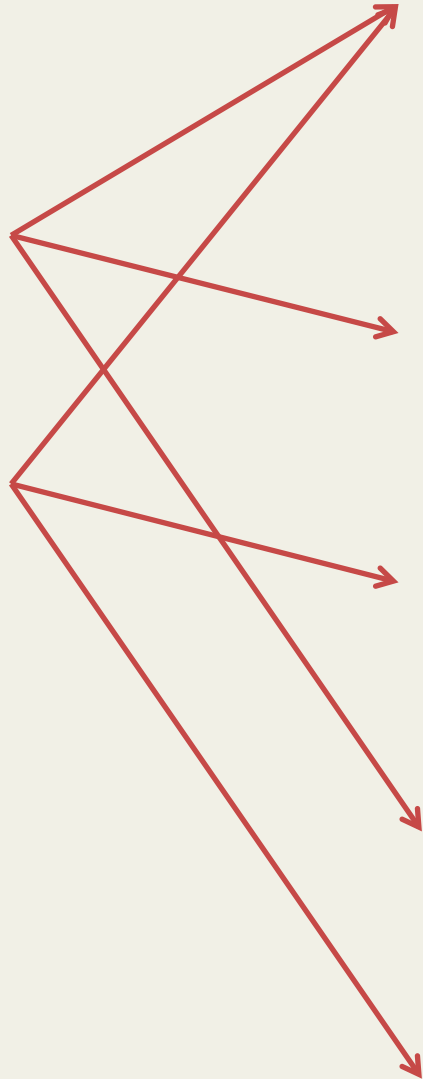
```
.btn  
{  
  min-width: 8rem;  
  font-family: "League Gothic";  
  text-align: center;  
  border-radius: 0.375em;  
}
```

```
.btn-large  
{  
  padding: 0.375em;  
  font-size: 1.25rem;  
}
```

```
.btn-small  
{  
  padding: 0.25em;  
  font-size: 1rem;  
}
```

```
.btn-red  
{  
  background-color: hsl(2, 42%, 39%);  
  background-image: linear-gradient(...);  
}
```

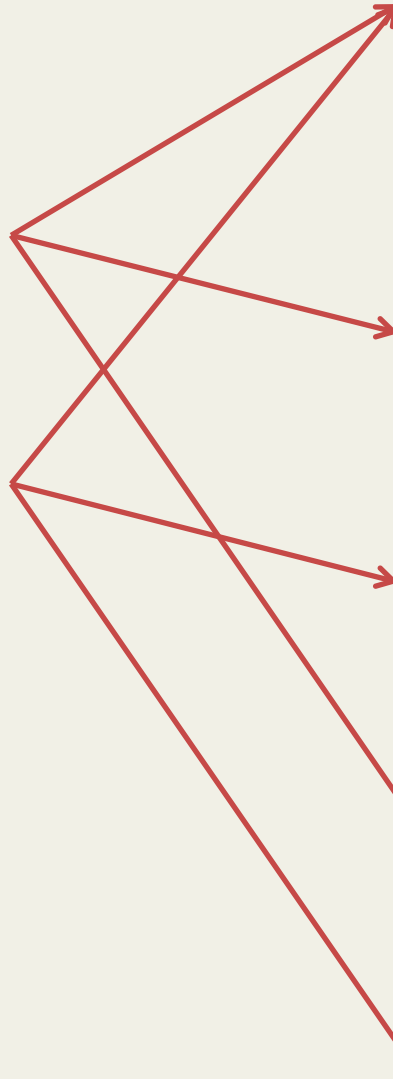
```
.btn-black  
{  
  background-color: hsl(0, 0%, 20%);  
  background-image: linear-gradient(...);  
}
```



extends

```
[type="submit"]  
{  
  @extend .btn;  
  @extend .btn-large;  
  @extend .btn-red;  
}
```

```
[type="button"]  
{  
  @extend .btn;  
  @extend .btn-small;  
  @extend .btn-black;  
}
```



```
.btn, [type="submit"], [type="button"]  
{  
  min-width: 8rem;  
  font-family: "League Gothic";  
  text-align: center;  
  border-radius: 0.375em;  
}
```

```
.btn-large, [type="submit"]  
{  
  padding: 0.375em;  
  font-size: 1.25rem;  
}
```

```
.btn-small, [type="button"]  
{  
  padding: 0.25em;  
  font-size: 1rem;  
}
```

```
.btn-red, [type="submit"]  
{  
  background-color: hsl(2, 42%, 39%);  
  background-image: linear-gradient(...);  
}
```

```
.btn-black, [type="button"]  
{  
  background-color: hsl(0, 0%, 20%);  
  background-image: linear-gradient(...);  
}
```

extends

```
[type="submit"]  
{  
  @extend .btn;  
  @extend .btn-large;  
  @extend .btn-red;  
}
```

```
[type="button"]  
{  
  @extend .btn;  
  @extend .btn-small;
```



```
.btn, [type="submit"], [type="button"]  
{  
  min-width: 8rem;  
  font-family: "League Gothic";  
  text-align: center;  
  border-radius: 0.375em;  
}
```

```
.btn-large, [type="submit"]  
{  
  padding: 0.375em;  
  font-size: 1.25rem;  
}
```

```
.btn-small, [type="button"]  
{  
  padding: 0.25em;  
  font-size: 1rem;  
}
```

```
<button type="submit">send order</button>  
<button type="button">change address</button>  
<button type="button">change basket</button>
```

placeholders

```
[type="submit"]
{
  @extend %btn;
  @extend %btn-large;
  @extend %btn-red;
}
```

```
[type="button"]
{
  @extend %btn;
  @extend %btn-small;
  @extend %btn-black;
}
```

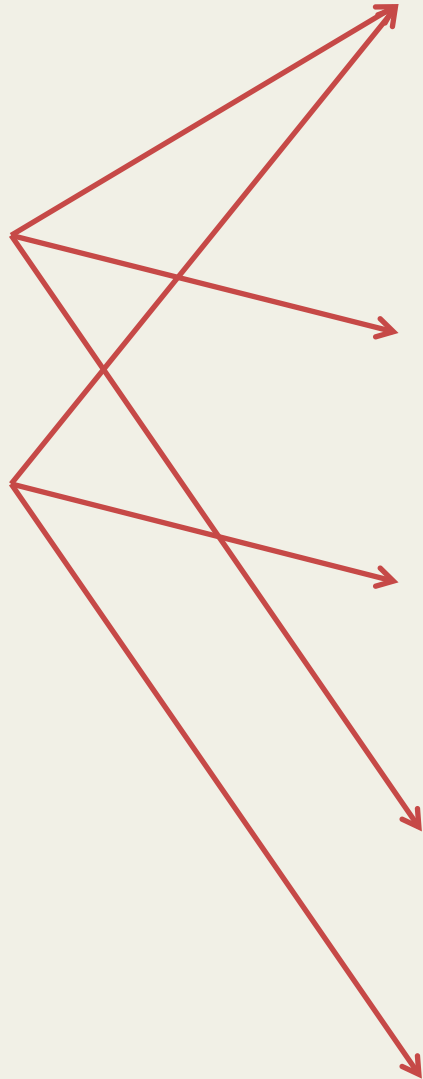
```
%btn
{
  min-width: 8rem;
  font-family: "League Gothic";
  text-align: center;
  border-radius: 0.375em;
}
```

```
%btn-large
{
  padding: 0.375em;
  font-size: 1.25rem;
}
```

```
%btn-small
{
  padding: 0.25em;
  font-size: 1rem;
}
```

```
%btn-red
{
  background-color: hsl(2, 42%, 39%);
  background-image: linear-gradient(...);
}
```

```
%btn-black
{
  background-color: hsl(0, 0%, 20%);
  background-image: linear-gradient(...);
}
```



placeholders

```
[type="submit"]  
{  
  @extend %btn;  
  @extend %btn-large;  
  @extend %btn-red;  
}
```

```
[type="button"]  
{  
  @extend %btn;  
  @extend %btn-small;  
  @extend %btn-black;  
}
```

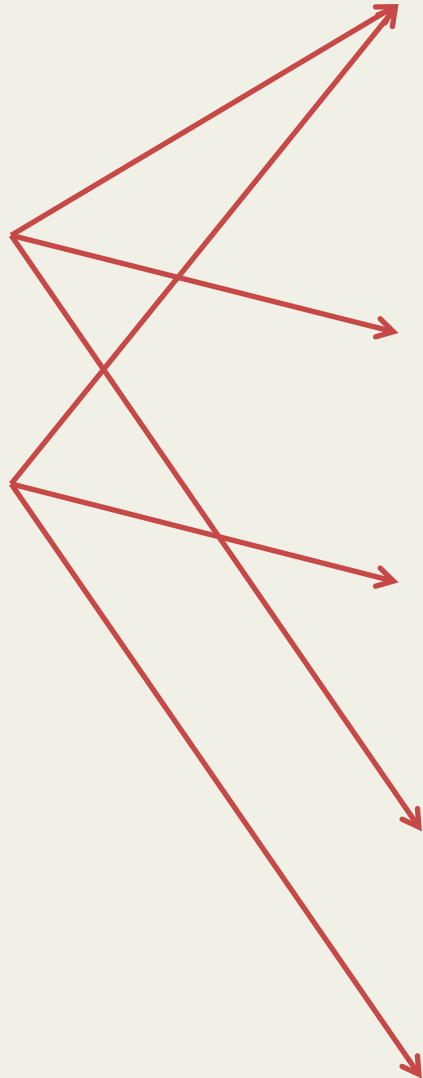
```
[type="submit"], [type="button"]  
{  
  min-width: 8rem;  
  font-family: "League Gothic";  
  text-align: center;  
  border-radius: 0.375em;  
}
```

```
[type="submit"]  
{  
  padding: 0.375em;  
  font-size: 1.25rem;  
}
```

```
[type="button"]  
{  
  padding: 0.25em;  
  font-size: 1rem;  
}
```

```
[type="submit"]  
{  
  background-color: hsl(2, 42%, 39%);  
  background-image: linear-gradient(...);  
}
```

```
[type="button"]  
{  
  background-color: hsl(0, 0%, 20%);  
  background-image: linear-gradient(...);  
}
```



placeholders

```
[type="submit"]  
{  
  @extend %btn;  
  @extend %btn-large;  
  @extend %btn-red;  
}
```

```
[type="button"]  
{  
  @extend %btn;  
  @extend %btn-small;  
  @extend %btn-black;  
}
```

```
[type="submit"], [type="button"]  
{  
  min-width: 8rem;  
  font-family: "League Gothic";  
  text-align: center;  
  border-radius: 0.375em;  
}
```

```
[type="submit"]  
{  
  padding: 0.375em;  
  font-size: 1.25rem;  
}
```

```
[type="button"]  
{  
  padding: 0.25em;  
  font-size: 1rem;  
}
```

```
[type="submit"]  
{  
  background-color: hsl(2, 42%, 39%);  
  background-image: linear-gradient(...);  
}
```

```
[type="button"]  
{  
  background-color: hsl(0, 0%, 20%);  
  background-image: linear-gradient(...);  
}
```

Markup

<button>

<button>

<button>

Sass

%btn

%btn-large

%btn-small

%btn-red

%btn-black

CSS

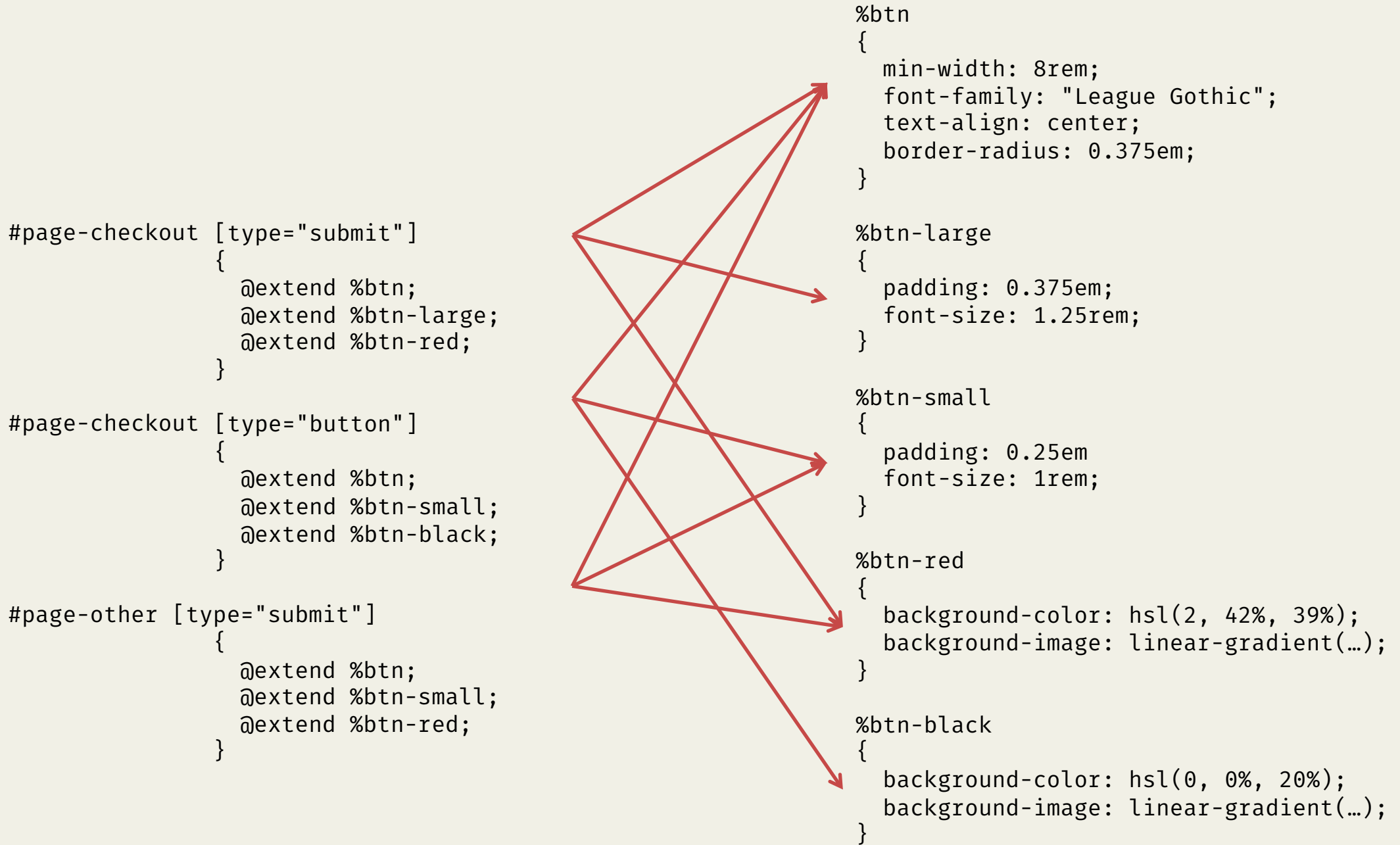
```
{  
  min-width: 8rem;  
  font-family: "League Gothic";  
  text-align: center;  
  border-radius: 0.375em;  
}
```

```
{  
  padding: 0.375em;  
  font-size: 1.25rem;  
}
```

```
{  
  padding: 0.25em;  
  font-size: 1rem;  
}
```

```
{  
  background-color: hsl(2, 42%, 39%);  
  background-image: linear-gradient(...);  
}
```

```
{  
  background-color: hsl(0, 0%, 20%);  
  background-image: linear-gradient(...);  
}
```



SEND ORDER

CHANGE ADDRESS

CHANGE BASKET

```
<button type="submit" id="ctrl-send-order">send order</button>  
<button type="button" id="ctrl-change-address">change address</button>  
<button type="button" id="ctrl-change-basket">change basket</button>
```

```
#ctrl-send-order
{
  @extend %btn;
  @extend %btn-large;
  @extend %btn-red;
}
```

```
#ctrl-change-address,
#ctrl-change-basket
{
  @extend %btn;
  @extend %btn-small;
  @extend %btn-black;
}
```

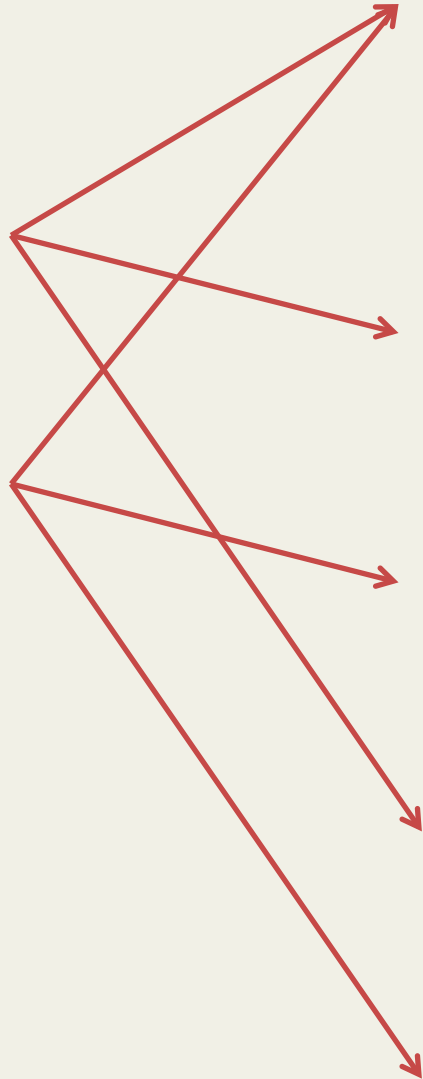
```
%btn
{
  min-width: 8rem;
  font-family: "League Gothic";
  text-align: center;
  border-radius: 0.375em;
}
```

```
%btn-large
{
  padding: 0.375em;
  font-size: 1.25rem;
}
```

```
%btn-small
{
  padding: 0.25em;
  font-size: 1rem;
}
```

```
%btn-red
{
  background-color: hsl(2, 42%, 39%);
  background-image: linear-gradient(...);
}
```

```
%btn-black
{
  background-color: hsl(0, 0%, 20%);
  background-image: linear-gradient(...);
}
```



mixins and extends

```
@mixin btn
{
  min-width: 8rem;
  font-family: "League Gothic";
  text-align: center;
  border-radius: 0.375em;
}
```

```
%btn
{
  @include btn;
}
```

```
@mixin %btn-large
{
  padding: 0.375em;
  font-size: 1.25rem;
}
```

```
%btn-large
{
  @include btn-large;
}
```

```
:
```



I Am Developer

@iamdeveloper




Follow

Bootstrap (noun): a CSS library applied to a site when the developer has lost heart in their profession.

Reply Retweeted Favorite More

RETWEETS
180

FAVORITES
79



4:23 PM - 27 Aug 2013



Der Caspers™

@tcaspers



Following

grandios:
„Bootstrap ist das Ikea der Webentwicklung.“
– Cheferklärbar [@sir_pepe](#)

Reply Retweeted Favorite More

RETWEET
1

FAVORITES
5



1:59 PM - 29 Jul 2013



Dion Almaer
@dalmaer



 Follow

"1186 rules (91%) of CSS not used by the current page."

When bootstrap is used for convenience in "overkill" mode.

 Reply  Retweeted  Favorite  More

RETWEETS
140

FAVORITES
65



9:51 PM - 9 Sep 2013

OOSass

nesting

modularization

mixins

extends

placeholders

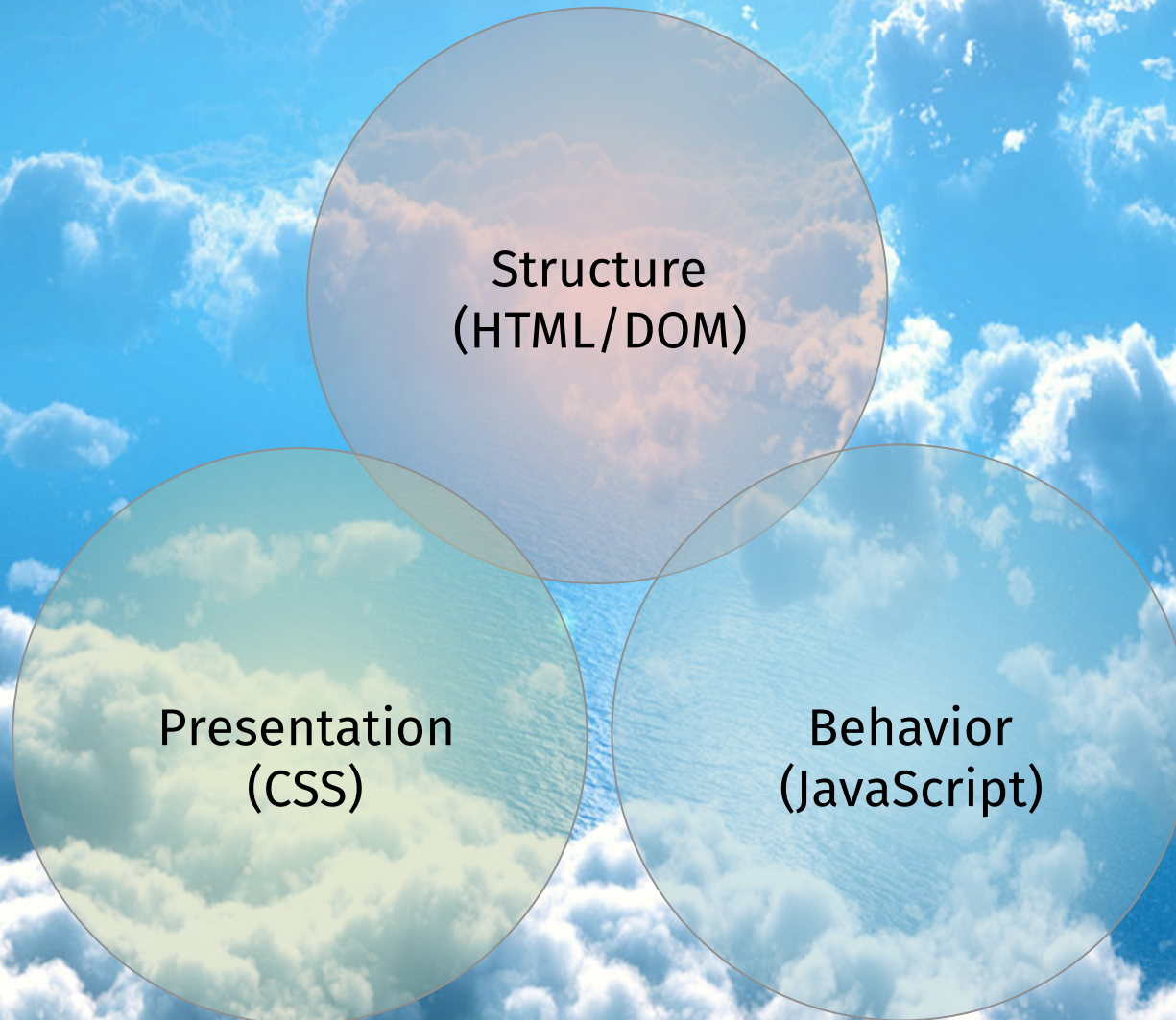




PRESENTATIONAL

MARKUP

Separation of concerns



Structure
(HTML/DOM)

Presentation
(CSS)

Behavior
(JavaScript)

Markup

<button>

<button>

<button>

Stylesheet

btn

btn-large

btn-small

btn-red

btn-black

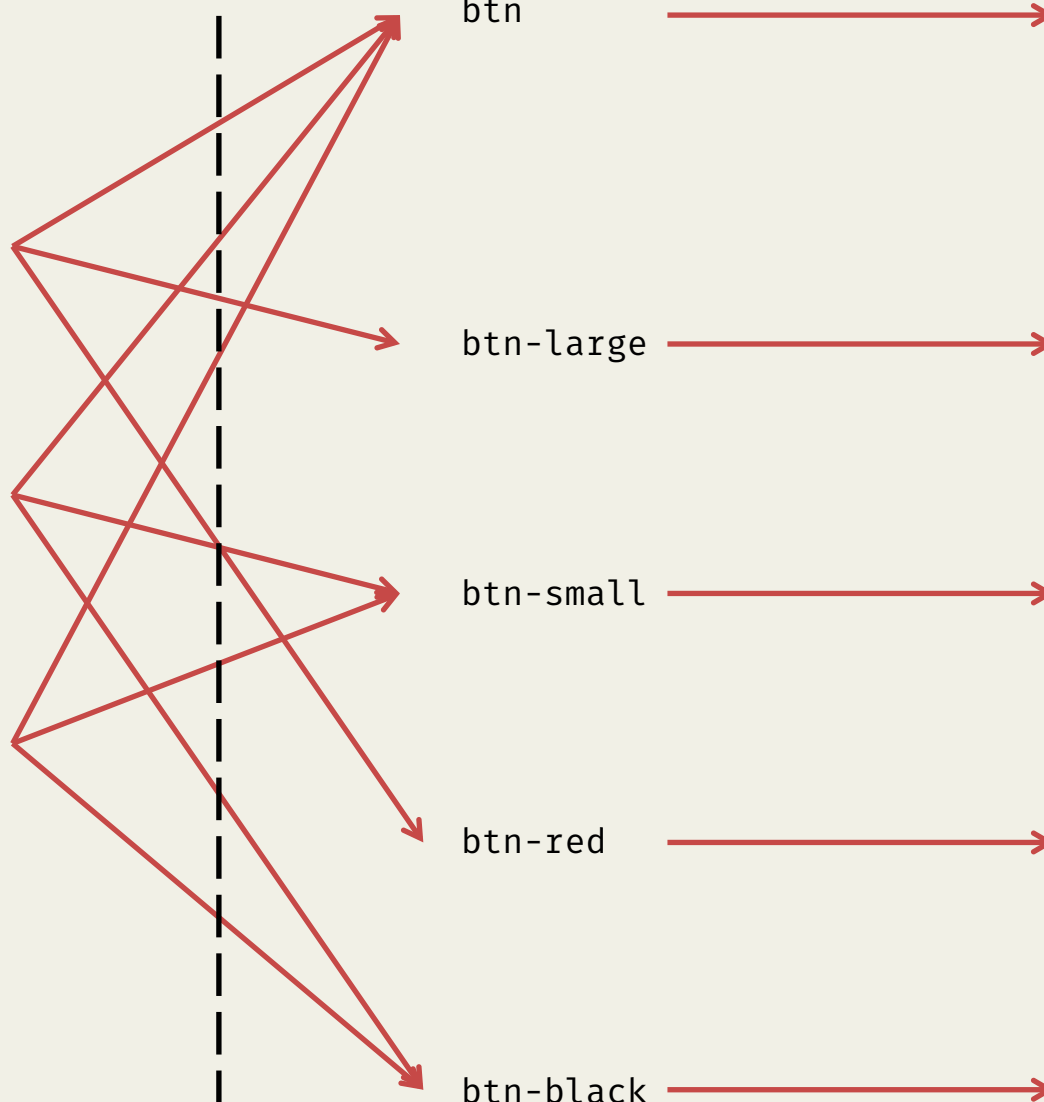
```
{
  min-width: 8rem;
  font-family: "League Gothic";
  text-align: center;
  border-radius: 0.375em;
}

{
  padding: 0.375em;
  font-size: 1.25rem;
}

{
  padding: 0.25em;
  font-size: 1rem;
}

{
  background-color: hsl(2, 42%, 39%);
  background-image: linear-gradient(...);
}

{
  background-color: hsl(0, 0%, 20%);
  background-image: linear-gradient(...);
}
```





Gunnar Bittersmann

@g16n

.@stubbornella Why should one use SASS + OOCSS when SASS gives the opportunity to have both good CSS code and good HTML code? #smashingconf

↩ Reply ★ Favorite ⋮ More

FAVORITE

1



3:38 PM - 17 Sep 2012

The image is a vertical split composition. The left half shows a close-up of bright orange and yellow flames, appearing intense and chaotic. The right half shows a clear blue sky filled with numerous white, fluffy clouds, representing a calm and bright atmosphere. The text is centered across the middle of the image, spanning both halves.

**WHICH SIDE
ARE YOU ON?**

