

GoLang Job Market Trends for 2020





AGENDA

Brief Bio

IT Job Market

GoLang Job Market

6 Career "C's"

Q&A

| LEAD |



Ari Waller

- Meetup Community Manager
- 23 years in Information Technology Recruiting
- Passionate about Technology Careers Paths
- Father of many!

Email me:

ariw@jfrog.com

[@ariwaller](#)



How's the Job Market?

- Unemployment 3.5% (Dec 2019)
- IT Unemployment 1.3% (May 2019)





Software Developer Overview

Overall Score 8.3 / 10

#1 in 100 Best Jobs | **#1 in Best STEM Jobs** | **#1 in Best Technology Jobs**

50 Best Jobs in America for 2020

	Job Title	Median Base Salary	Job Satisfaction	Job Openings
#1	Front End Engineer	\$105,240	3.9/5	13,122
#2	Java Developer	\$83,589	3.9/5	16,136
#3	Data Scientist	\$107,801	4.0/5	6,542
#4	Product Manager	\$117,713	3.8/5	12,173
#5	DevOps Engineer	\$107,310	3.9/5	6,603
#6	Data Engineer	\$102,472	3.9/5	6,941
#7	Software Engineer	\$105,563	3.6/5	50,438

IT JOB MARKETS Comparison

Dice.com (1/21/2020)

- | | |
|---------------------|-----------|
| ▶ 1. Washington, DC | 8806 Jobs |
| ▶ 2. New York Metro | 7505 Jobs |
| ▶ 3. SFC / Bay Are | 5881 Jobs |
| ▶ 4. Dallas | 3873 Jobs |
| ▶ 5. Los Angeles | 3571 Jobs |
| ▶ 6. Chicago | 2996 Jobs |
| ▶ 7. Boston | 2918 Jobs |
| ▶ 8. Atlanta | 2618 Jobs |
| ▶ 9. Denver | 1588 Jobs |
| ▶ 10. Seattle | 1620 Jobs |



ATLANTA (#12)

QUICK STATS

OFFICE MARKET STATS, Q2 2019

Average Asking Rent Direct FS/YR	\$27.90
Vacancy Rate	17.2%
Supply Under Construction	3.9 MSF
Sublease Available	2.8 MSF
Top Tech Submarket Rents/Vacancy	Midtown \$37.80/16.1%

HIGH-TECH INDUSTRY STATS, 2018

Employment High-Tech Software/Services	86,252
Employment Clustering % of Office-Using Jobs	11.8%
Educational Attainment Residents w/ BA or higher (Metro Area)	37.9%
Labor Cost (MSA) Software Engineer	\$104,117

SIGNIFICANT OFFICE LEASE DEALS, 2019

Salesforce	950 E Paces Ferry Rd NE	158,200 SF
VMWare Airwatch	155 Perimeter Ctr W	203,400 SF
Samsara	1170 Peachtree St	79,200 SF

Source: CBRE Research, Q2 2019.



So what
does this
mean for **GO**



TIOBE Index for January 2020

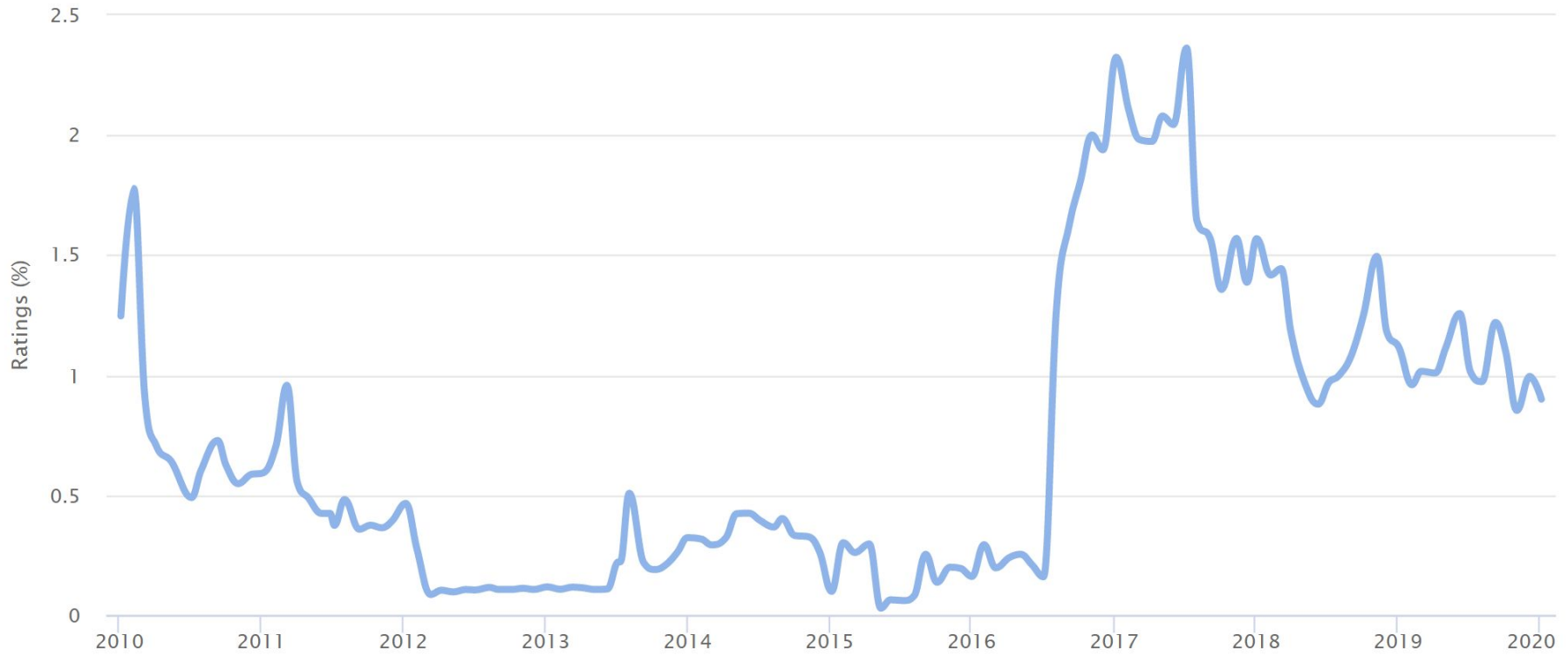
- An indicator of the popularity of programming languages. The index is updated once a month
- The ratings are based on the number of skilled engineers world-wide, courses and third party vendors. Popular search engines
- TIOBE index is not about the *best* programming language or the language in which *most lines of code* have been written

Go was #14 for January 2020 and Language of the year in 2009 and 2016

3	3		Python	9.704%	+1.41%
4	4		C++	5.574%	-2.58%
5	7	▲	C#	5.349%	+2.07%
6	5	▼	Visual Basic .NET	5.287%	-1.17%
7	6	▼	JavaScript	2.451%	-0.85%
8	8		PHP	2.405%	-0.28%
9	15	▲▲	Swift	1.795%	+0.61%
10	9	▼	SQL	1.504%	-0.77%
11	18	▲▲	Ruby	1.063%	-0.03%
12	17	▲▲	Delphi/Object Pascal	0.997%	-0.10%
13	10	▼	Objective-C	0.929%	-0.85%
14	16	▲	Go	0.900%	-0.22%

TIOBE Index for Go

Source: www.tiobe.com




Atlanta GoLang Programming Jobs

1/22/2020

<u>Language</u>	<u># of Jobs Past Month</u>
Python	1454
Java	2345
JavaScript	1407
Node.js	441
Ruby	257
“GoLang”	61
Remote GoLang	48

Robert Pike
Robert Griesemer
and Ken Thompson

Runtime efficiency
Concurrency
Performance



Professional Uses for GoLang



Distributed Network Services

Cloud Native Development (Kubernetes / Docker)

Replacement for existing aged infrastructure

Tools, Utilities and Stand Alone Programs

Where will  Go?



Go is quickly become a core language

The job opportunities are increasing

Version 2.0 will lead to increased adoption

Remote opportunities will increase

6 Career C's



Computer Tech

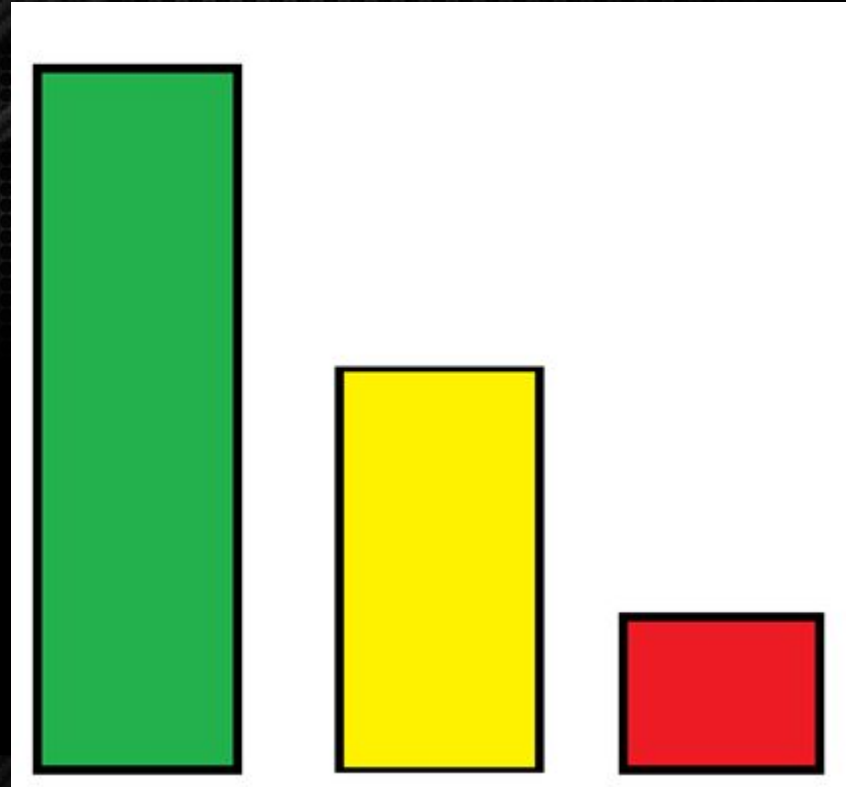
Commanders

Commute

Culture

Career Growth

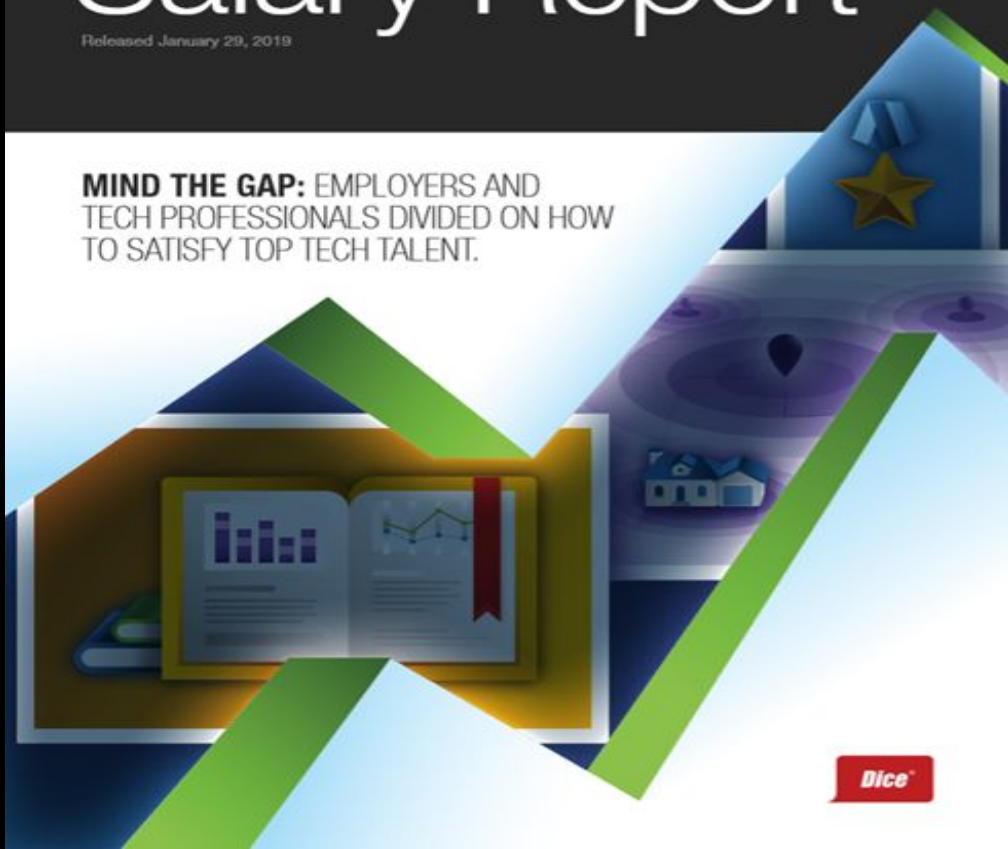
Compensation



Dice 2019 Tech Salary Report

Released January 29, 2019

MIND THE GAP: EMPLOYERS AND
TECH PROFESSIONALS DIVIDED ON HOW
TO SATISFY TOP TECH TALENT.



Dice®

The Top Paying Tech Skills of 2019

Learning a new skill or language can help you get a raise, and these are the best-paying ones in 2019.

1	GoLang	\$132,827
2	Kafka	\$127,554
3	Amazon DynamoDB	\$125,609
4	Amazon Redshift	\$125,090
5	Cassandra	\$124,152
6	Elasticsearch	\$123,933
7	RabbitMQ	\$123,777
8	MapReduce	\$123,001
9	PaaS	\$122,967
10	HANA	\$122,907

Preparing for Success



- Networking with your peers
- Ensure you always have an updated and accurate resume
- Use LinkedIn & GitHub – keep it updated
- Prepare professional references for when you do need them

Q & A

JFrog.com/shownotes



LEAP₂
LEAD