contentful

Content Management

in the JAMStack

By Shy Ruparel

Shy Ruparel

Developer Evangelist | Contentful

@ShyRuparel

He/Him

Let’s talk about Content Management

COMMON CMS PROBLEMS

PAGE-CENTRIC MODEL

MONOLYTHIC SOLUTION

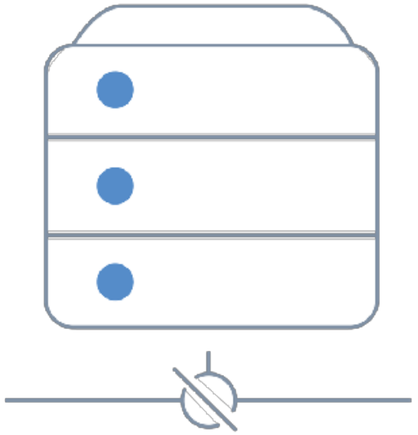

SLOW ITERATIONS

COMMON CMS PROBLEMS

WYSIWYG

Die Yacht

Permalink: http://www.sailingforme.de/yacht/ Bearbeiten

Medien hinzufügen | Add Gallery | Visuell | Text

Absatz

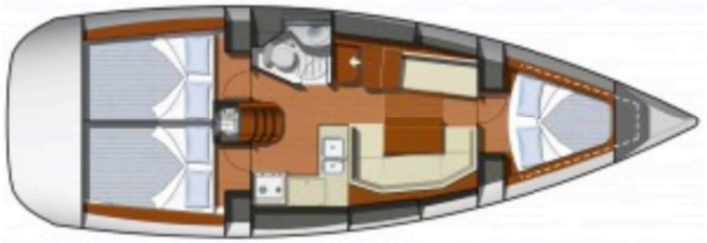

P » A

Wortanzahl: 127

Zuletzt geändert von Tomas am 25. April 2014 um 0:01 Uhr

Die Yacht

Permalink: http://www.sailingforme.de/yacht/

Medien hinzufügen | Add Gallery | img | ul | ol | li | code | more | Tags sc

b | i | link | b-quote | del | ins

<a class="lightLightBox" hre
rel="attachment wp-att-151">
title="Innenraum - Ansicht"
Ansicht-300x105.jpg" alt="In
class="lightLightBoxBig" tit
content/uploads/Innenraum-Ans
height="337">Die Yacht AG
Sie wurde 2010 gebaut und ist
Swinemünde unterwegs. Sie ist ei
Zeit verbringen können. Sie ist w
gute Höhe am Wind, enorme Kursstabi
href="http://sailingforme.de/das-boot

Wortanzahl: 127

f="http://sailingforme.de/das-boot/inne
<img class="alignright size-medium wp-i
src="http://sailingforme.de/wp-content/
nenraum der Yacht" width="300" height="
e="Innenraum - Ansicht" src="http://s
cht-960x338.jpg" alt="Innenraum der
S hat ihren Heimathafen im Seebad
tdem in den Gewässern der Ost
sehr exklusive Yacht, auf
und hat vorbildli

14 um 0:01 Uhr

DON'T BREAK SEPARATION OF CONCERNS

Content vs. Look

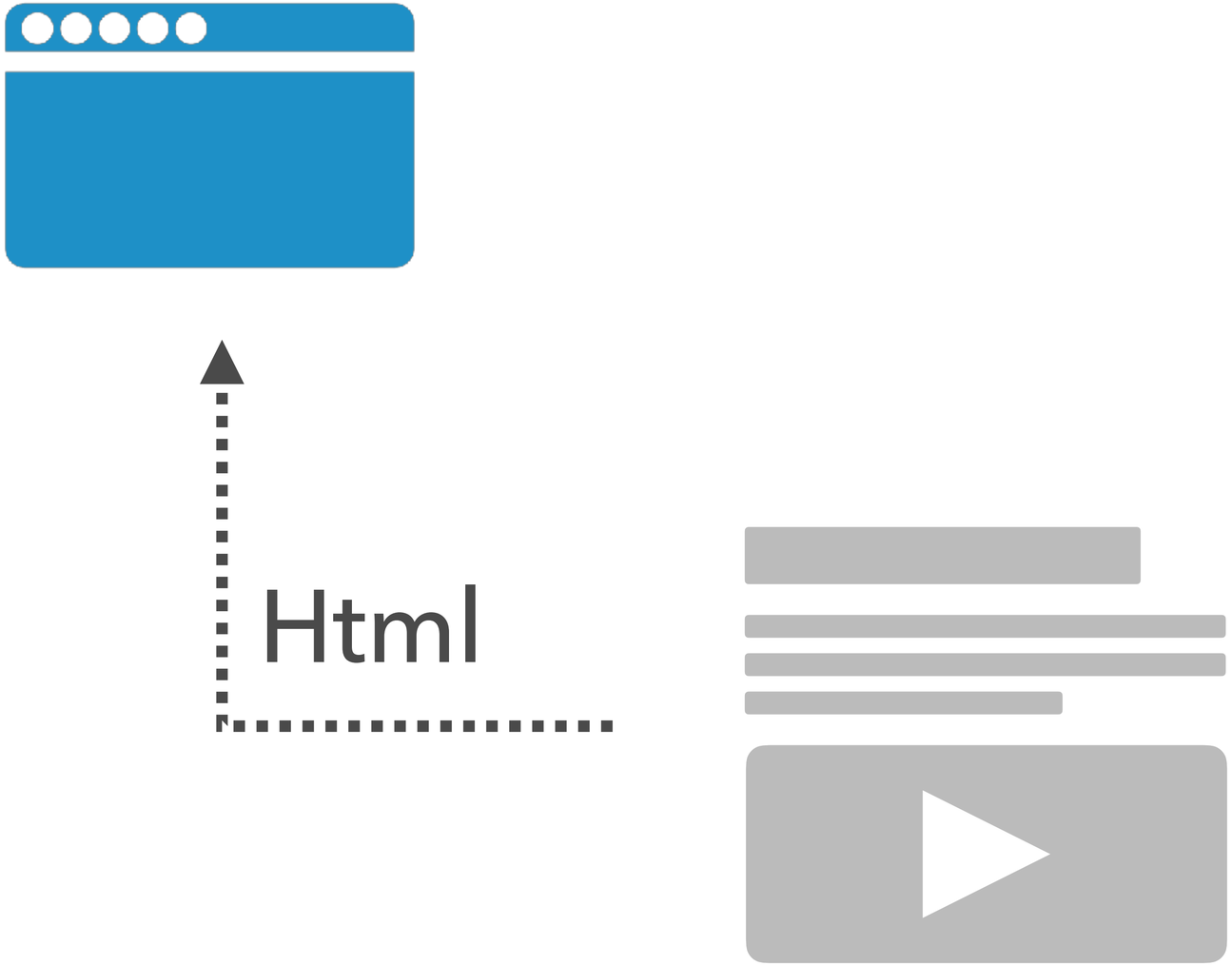
Html


Html

Whenever you put HTML in your content you're breaking portability!

DISADVANTAGES OF WYSIWYG

01 Too flexible
02 Mixes content and looks
03 Too easy to mess up
04 HTML is the goal

COMMON CMS PROBLEMS

You can build
your own CMS, but...

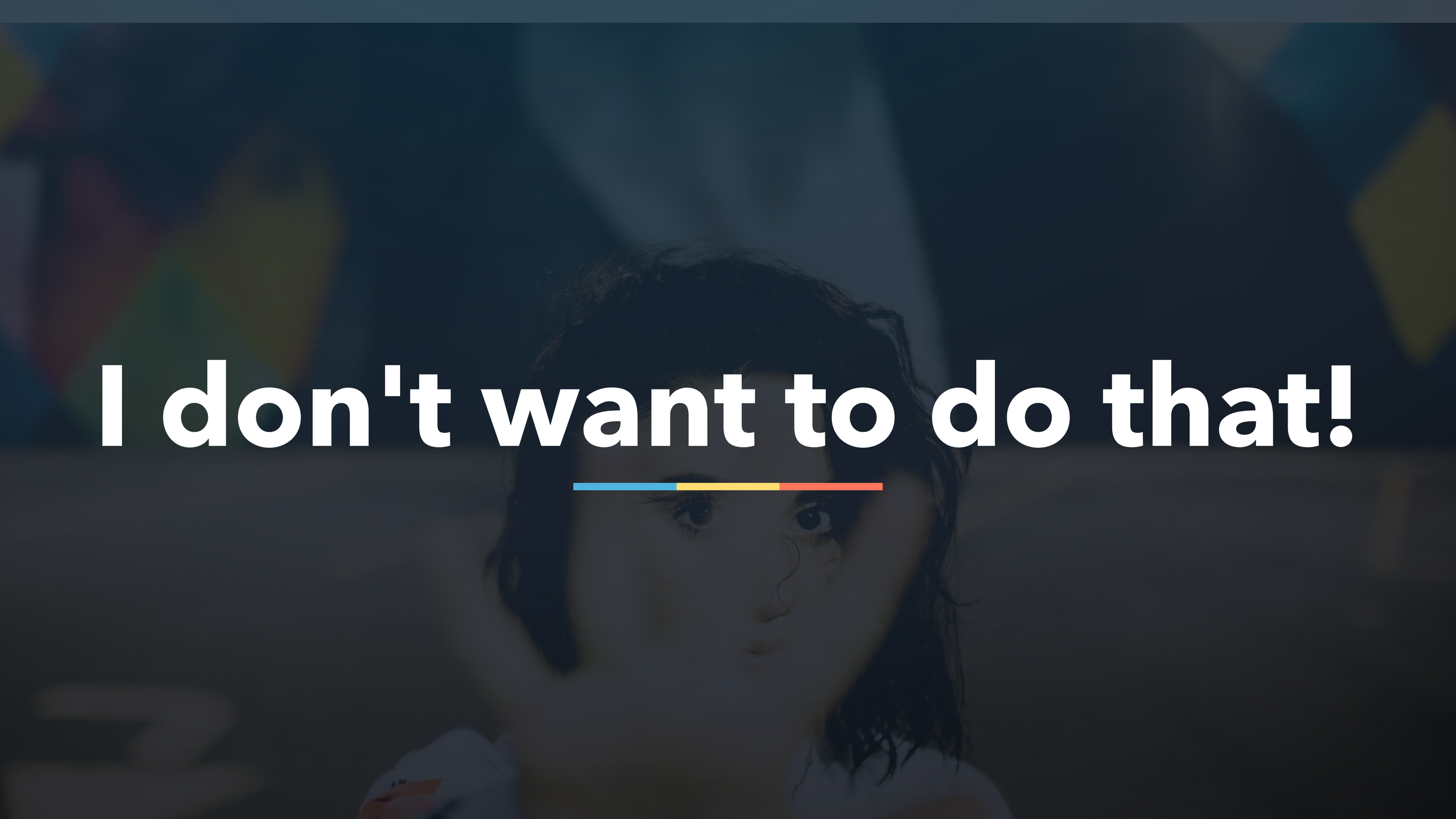
I don't want to do that!

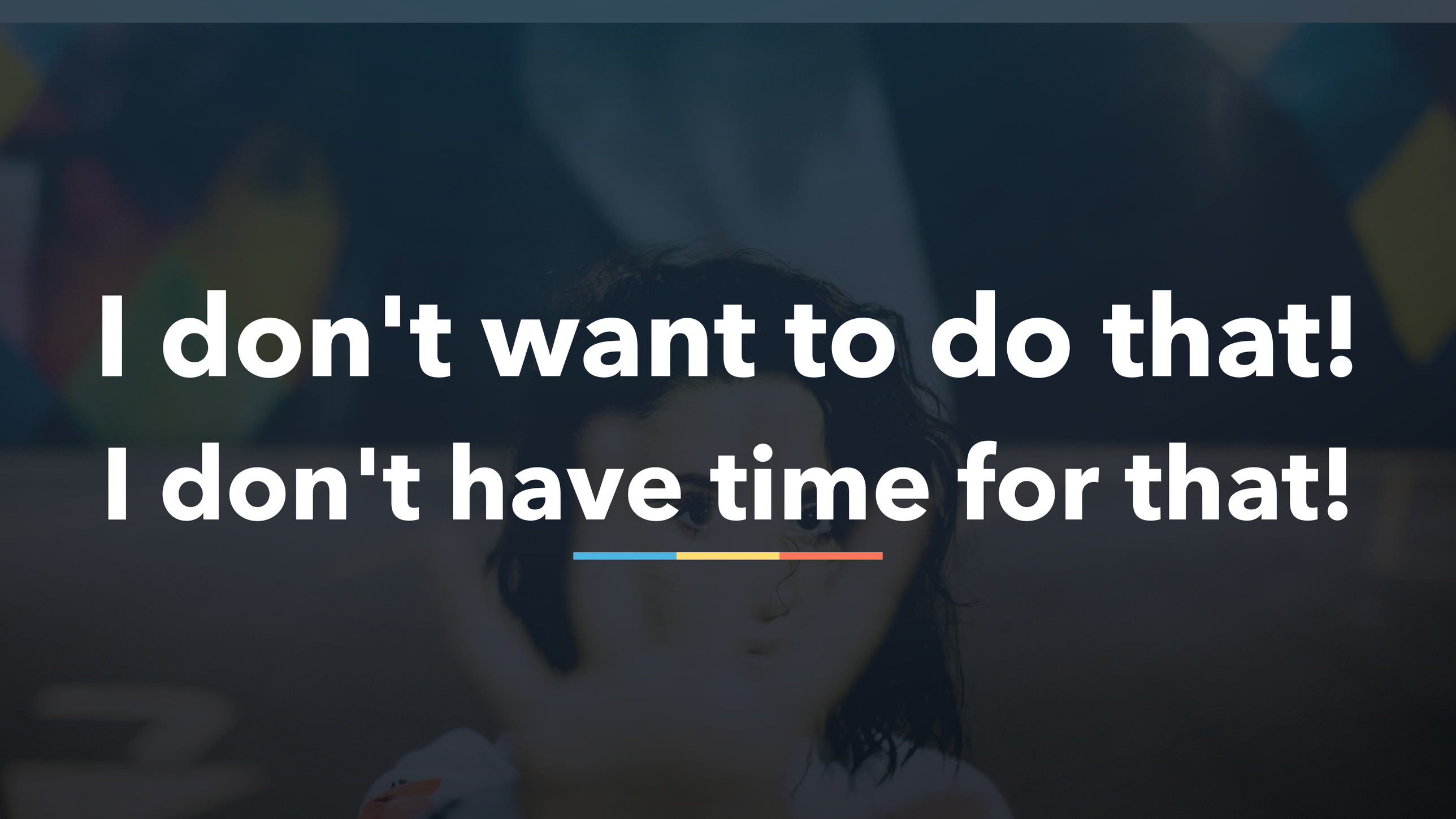
I don't want to do that!
I don't have time for that!

contentful

Don’t let a CMS get in the way of shipping software.

Contentful provides a content infrastructure that enables teams to power content in any digital product.

CONTENT AT SCALE

STRUCTURED CONTENT

GOOD EDITING EXPERIENCE

SPEEDY DEVELOPMENT

Our APIs

Content Delivery API	production
Content Preview API	staging
Content Management API	automation
Images API	assets

Let’s make a Website

So it’s time for a small tangent

MOUNT OLIVE
MASAUDERS
PUBLICSTUFF

TI4.NYC

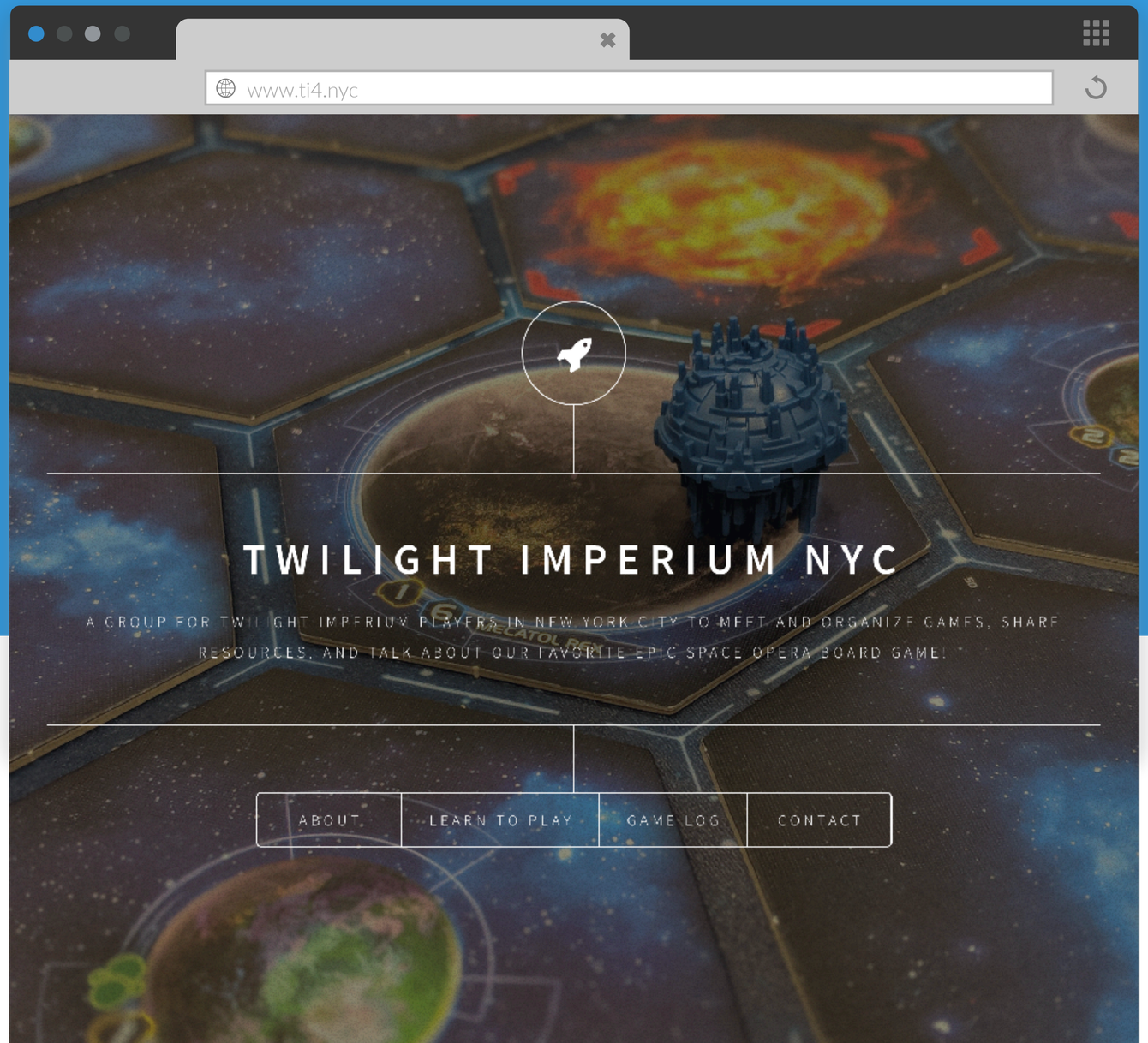
www.ti4.nyc
TWILIGHT IMPERIUM NYC
A GROUP FOR TWILIGHT IMPERIUM PLAYERS IN NEW YORK CITY TO MEET AND ORGANIZE GAMES, SHARE RESOURCES, AND TALK ABOUT OUR FAVORITE EPIC SPACE OPERA BOARD GAME!
ABOUT
LEARN TO PLAY
GAME LOG
CONTACT

REACT
GATSBY
NETLIFY
CONTENT INFRASTRUCTURE
HELLO WORLD!

Let’s dig into the About Page

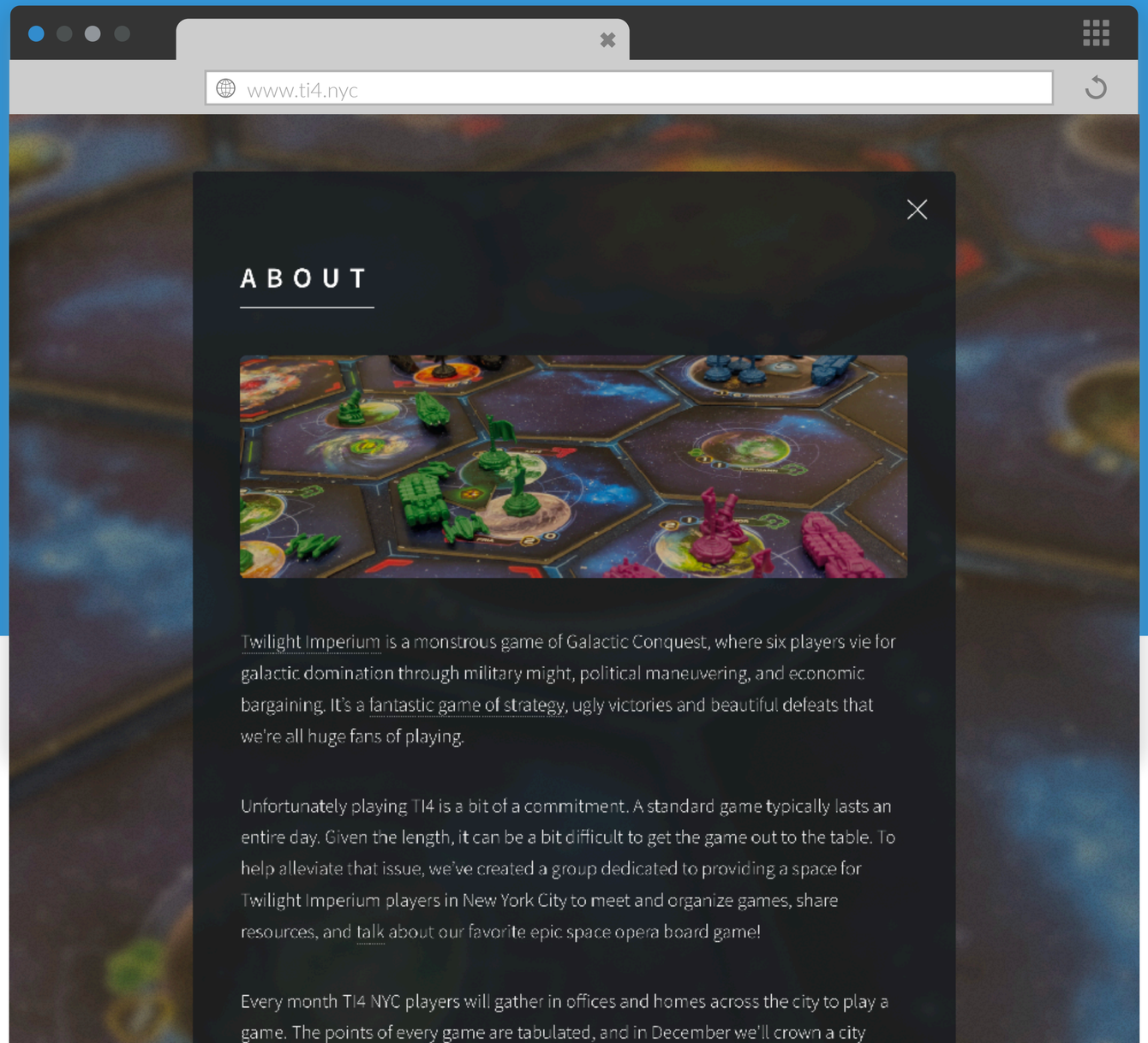

I define a Content Model

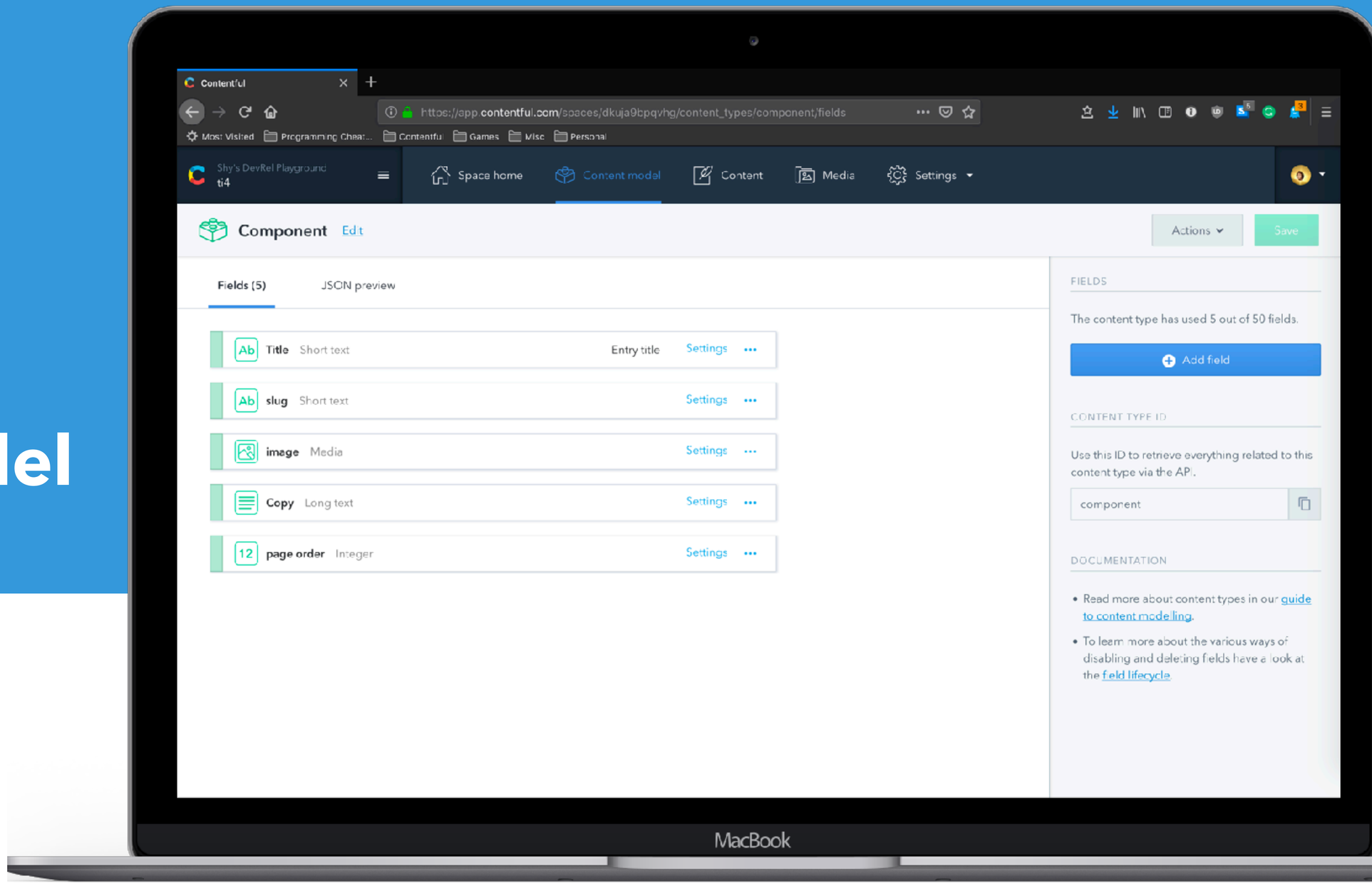

Sean creates content

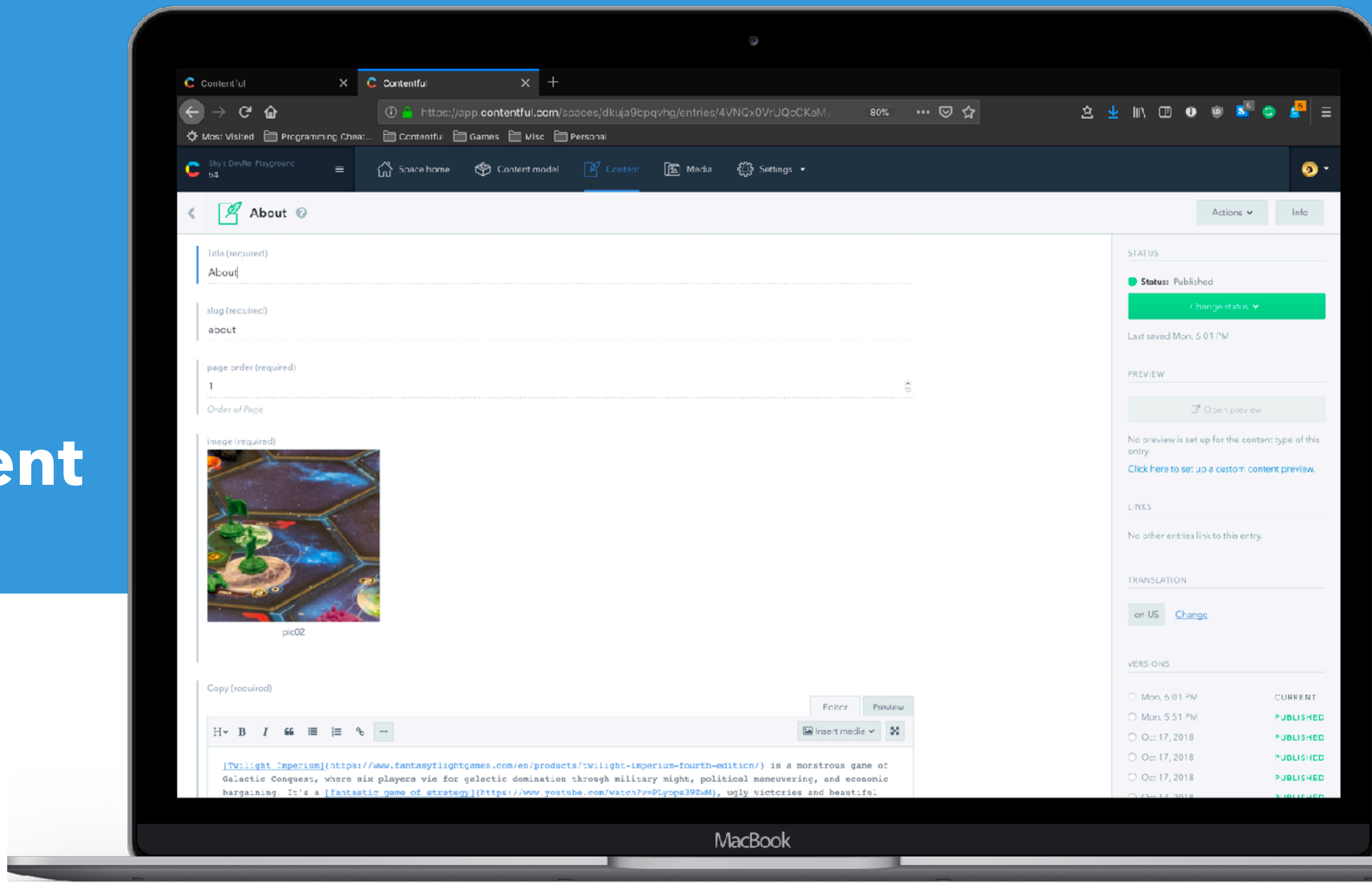

A JSON API


```
{
    "sys": {
        "contentType": {
            "sys": {
                "id": "component"
            }
        }
    },
    "fields": {
        "title": "About",
        "slug": "about",
        "pageOrder": 1,
        "image": {
            "sys": {
                "id": "6BwngCuyHKkS28sKIimomM"
            }
        },
        "copy": "[Twilight Imperium](fantasyflightgames.com) is a monstrous game..."
    }
}
```

Our APIs

Content Delivery API	production
Content Preview API	staging
Content Management API	automation
Images API	assets

Our APIs

Content Delivery API

production

GATSBY-CONFIG.JS

```
require("dotenv").config({
  path: `.env`,
})
module.exports = {
    plugins: [{
        resolve: `gatsby-source-contentful`,
        options: {
            spaceId: process.env.spaceId,
            accessToken: process.env.accessToken,
            host: process.env.host
        },
    }, ],
}
```

Pull in the data

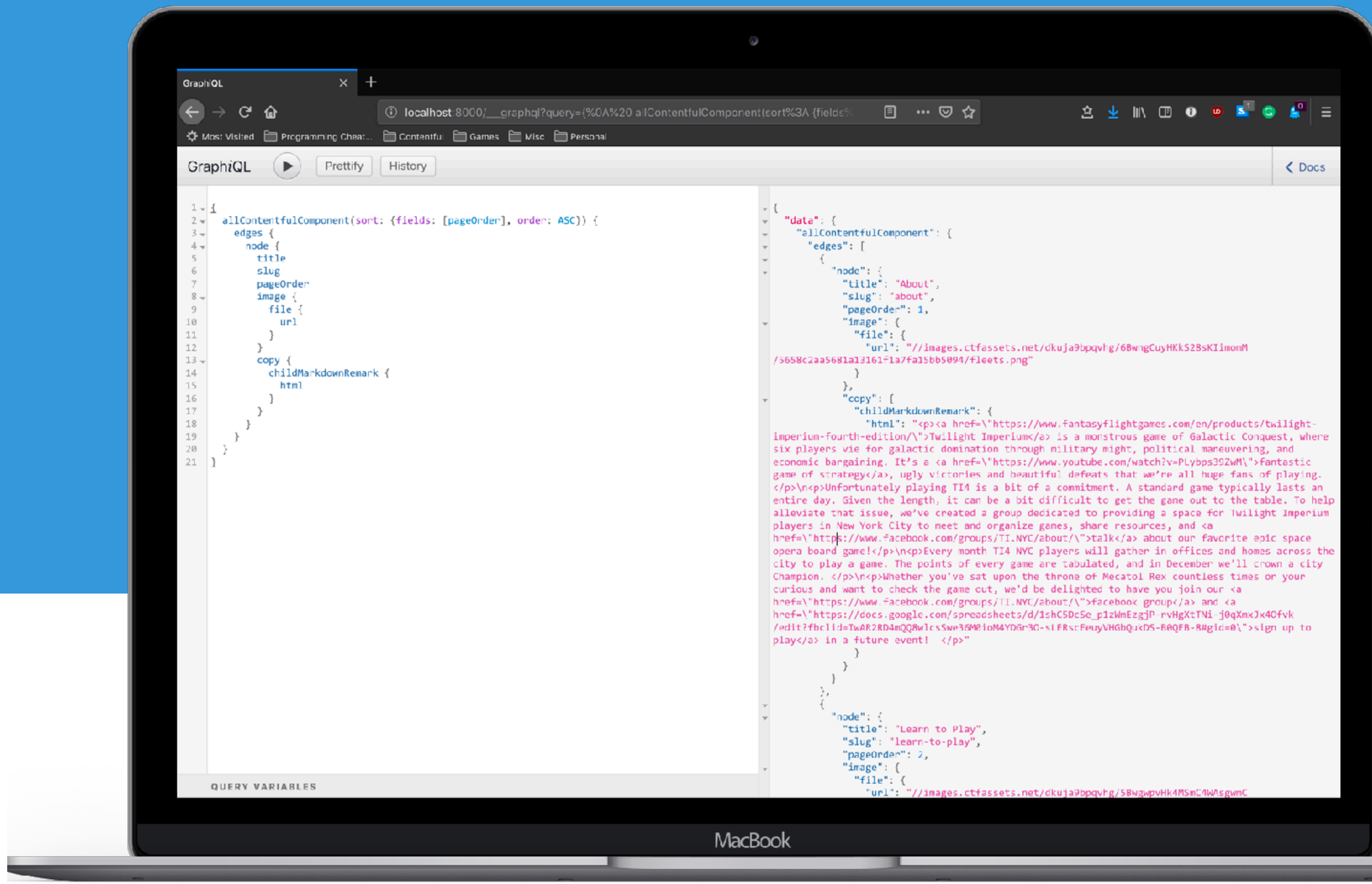

RENDER THE PAGE

```
{
  this.props.cfData.map(componentEntry => (
    <article
      id={componentEntry.node.slug}
      className={`${this.props.article === componentEntry.node.slug ? "active" : ""} ${
        this.props.articleTimeout ? "timeout" : ""
      }`}
      style={{ display: "none" }}
    >
      <h2 className="major">{componentEntry.node.title}</h2>
      <span className="image main">
        <img src={componentEntry.node.image.file.url} alt="" />
      </span>
      <div
        dangerouslySetInnerHTML={{
          __html: componentEntry.node.copy.childMarkdownRemark.html
        }}
      />
      {close}
    </article>
  ));
}
```

Build the site

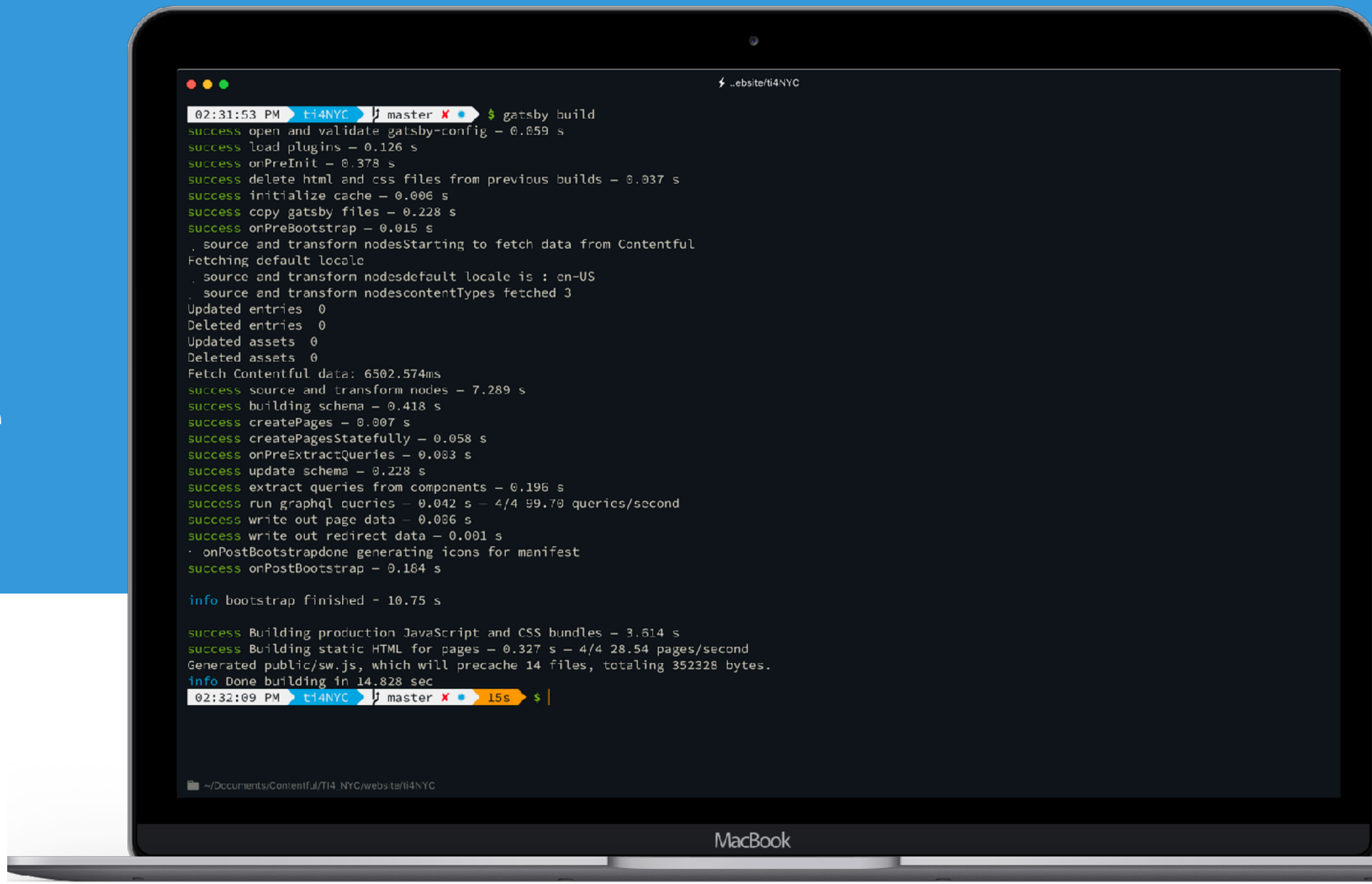

Shy Ruparel

Sites Domains OAuth applications Account settings

Search site

New site from Git

preview.ti4.nyc
Deploys from GitHub
Owned by Shy Ruparel
Last published at 10:05 PM (8 minutes ago)

ti4.nyc
Deploys from GitHub
Owned by Shy Ruparel
Last published at 10:02 PM (10 minutes ago)

Build environment variables

accessToken	b3d994d9baff5a3d2505a74d00...
host	cdn.contentful.com
spaceId	dkuja9bpqvhg

Edit variables

Webhooks

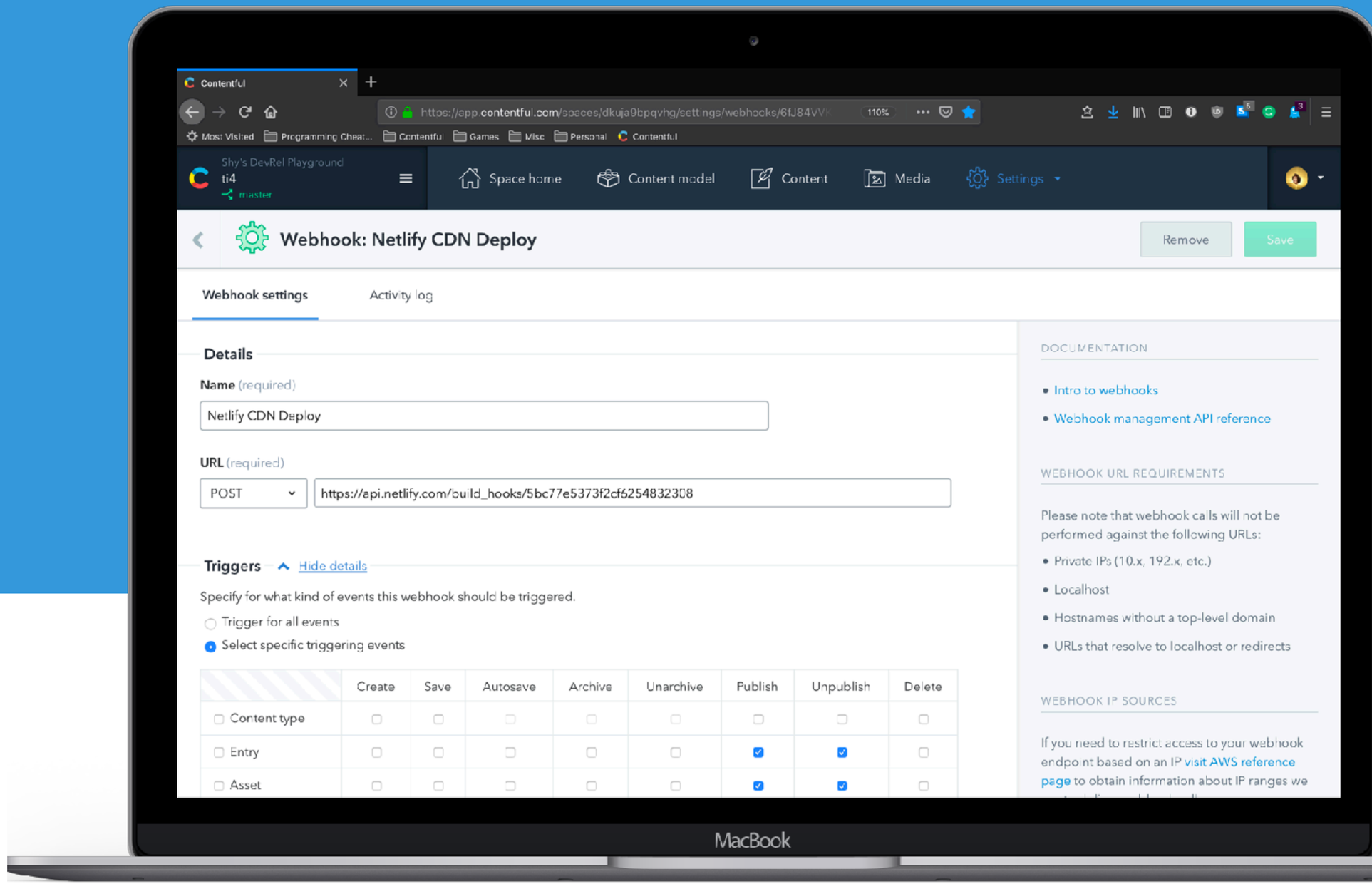
Contentful
Shy's DevRel Playground
ti4
master
Space home
Content model
Content
Media
Settings
Webhook: Netlify CDN Deploy
Remove
Save
Webhook settings
Activity log
Details
Name (required)
Netlify CDN Deploy
URL (required)
POST
https://api.netlify.com/build_hooks/5bc77e5373f2cf6254832308
Triggers
Hide details
Specify for what kind of events this webhook should be triggered.
Trigger for all events
Select specific triggering events
Create
Save
Autosave
Archive
Unarchive
Publish
Unpublish
Delete
Content type
Entry
Asset
DOCUMENTATION
Intro to webhooks
Webhook management API reference
WEBHOOK URL REQUIREMENTS
Please note that webhook calls will not be performed against the following URLs:
Private IPs (10.x, 192.x, etc.)
Localhost
Hostnames without a top-level domain
URLs that resolve to localhost or redirects
WEBHOOK IP SOURCES
If you need to restrict access to your webhook endpoint based on an IP visit AWS reference page to obtain information about IP ranges we
MacBook

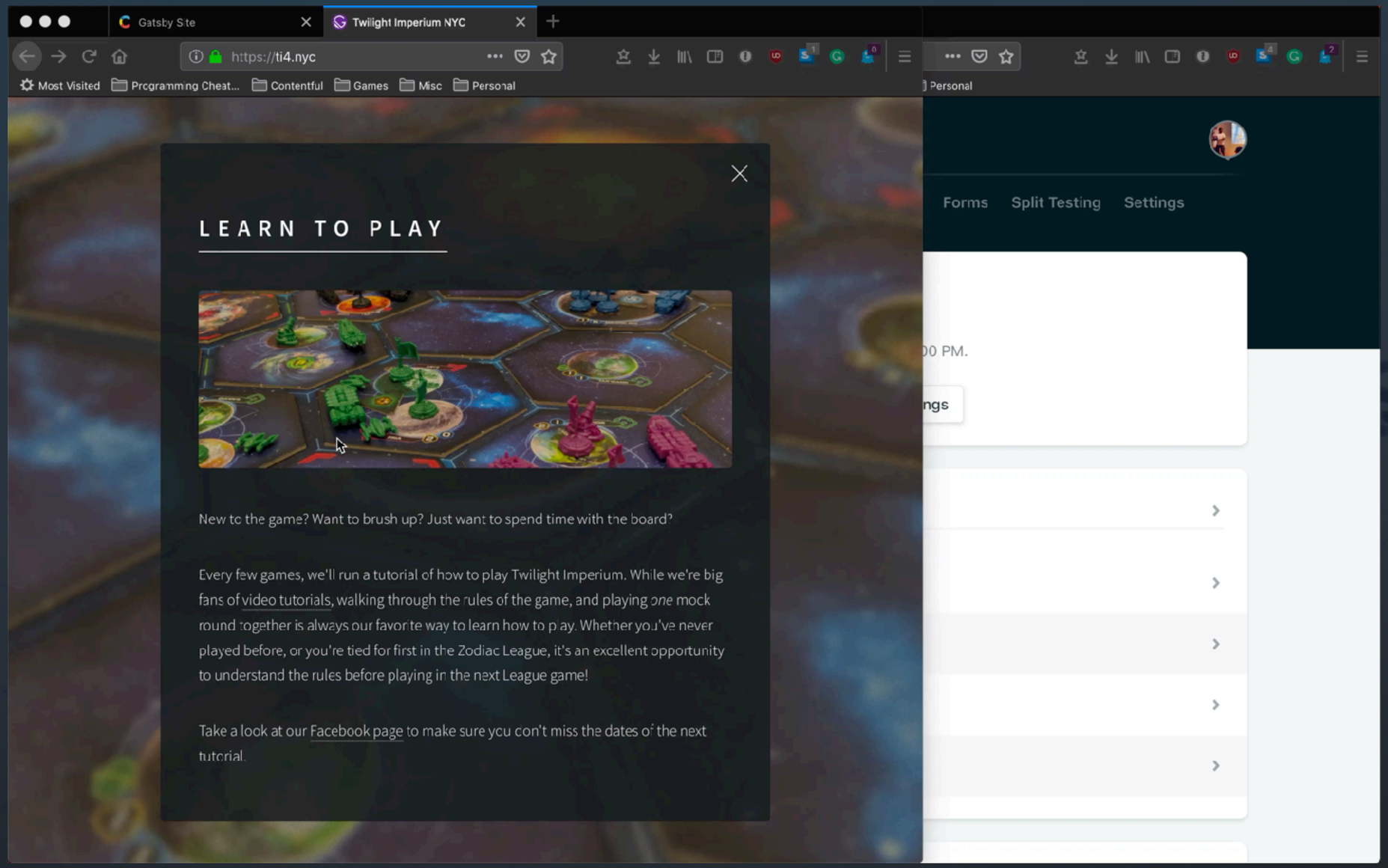
Gatsby Site
Twilight Imperium NYC
https://ti4.nyc
Most Visited
Programming Cheat...
Contentful
Games
Misc
Personal
LEARN TO PLAY
New to the game? Want to brush up? Just want to spend time with the board?
Every few games, we'll run a tutorial of how to play Twilight Imperium. While we're big fans of video tutorials, walking through the rules of the game, and playing one mock round together is always our favorite way to learn how to play. Whether you've never played before, or you're tied for first in the Zodiac League, it's an excellent opportunity to understand the rules before playing in the next League game!
Take a look at our Facebook page to make sure you don't miss the dates of the next tutorial.
Forms
Split Testing
Settings

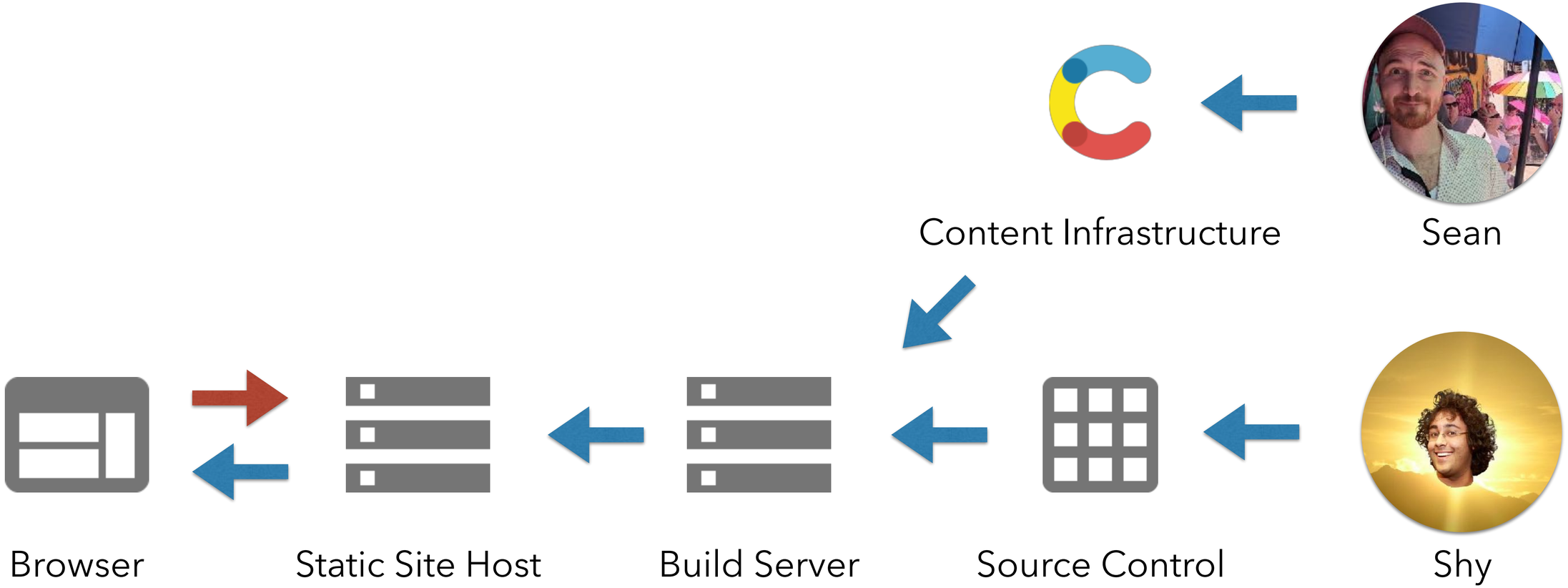
Content Infrastructure
Sean
Browser
Static Site Host
Build Server
Source Control
Shy

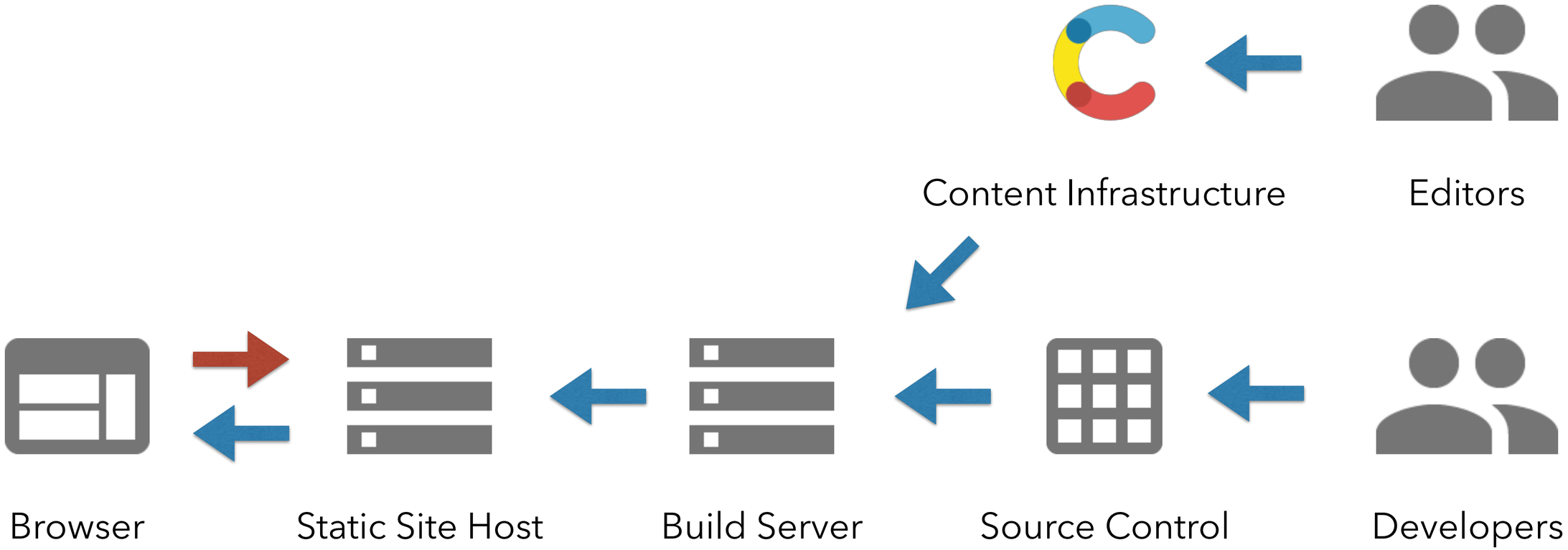
Content Infrastructure
Editors
Browser
Static Site Host
Build Server
Source Control
Developers

GITHUB.COM/SHY/ TI4.NYC-WEBSITE

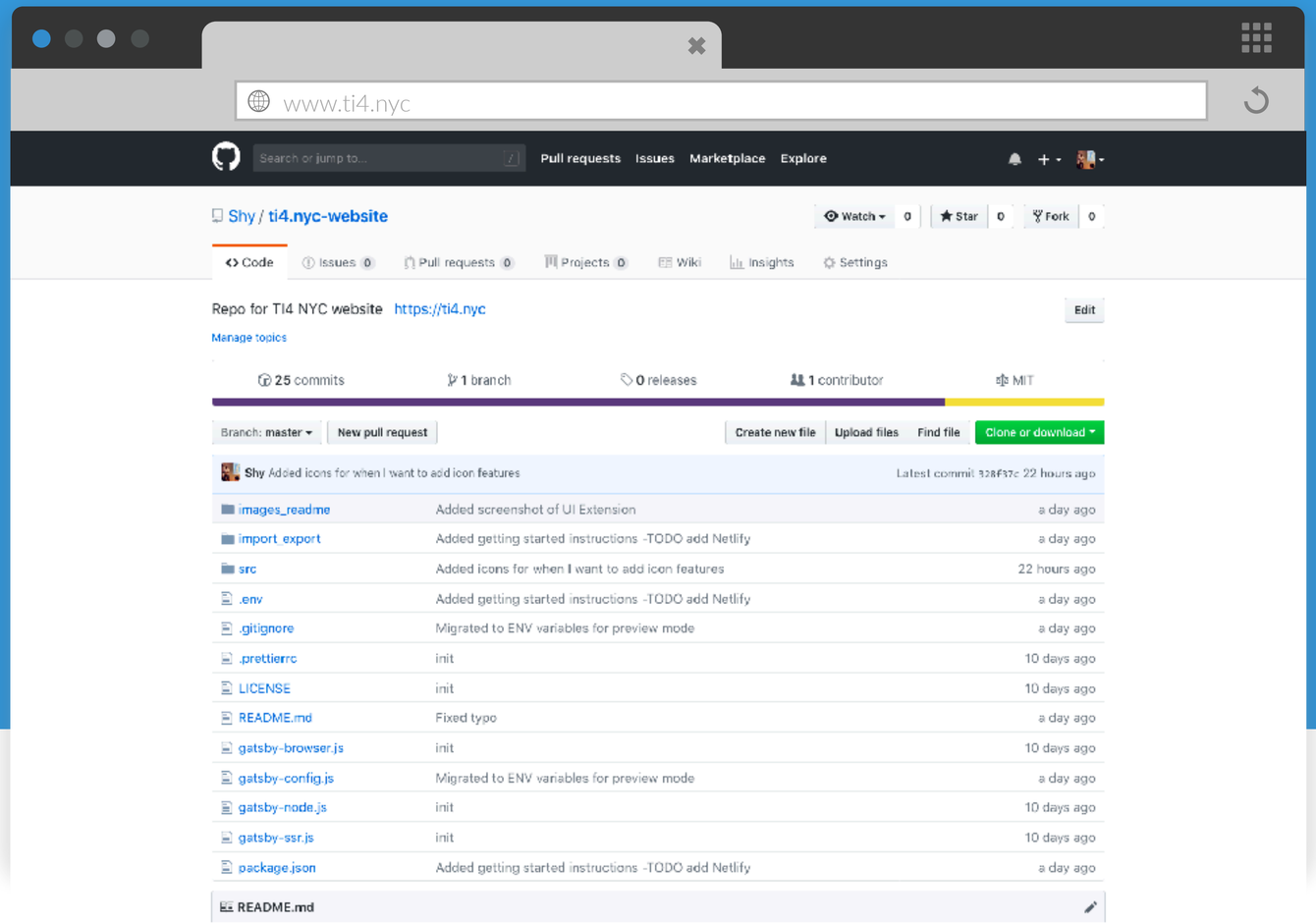

Shy Ruparel

Developer Evangelist | Contentful

@ShyRuparel

He/Him

Slides: https://noti.st/shy

Background Images: wocintechchat.com

Editor Workflows

Developer Workflows

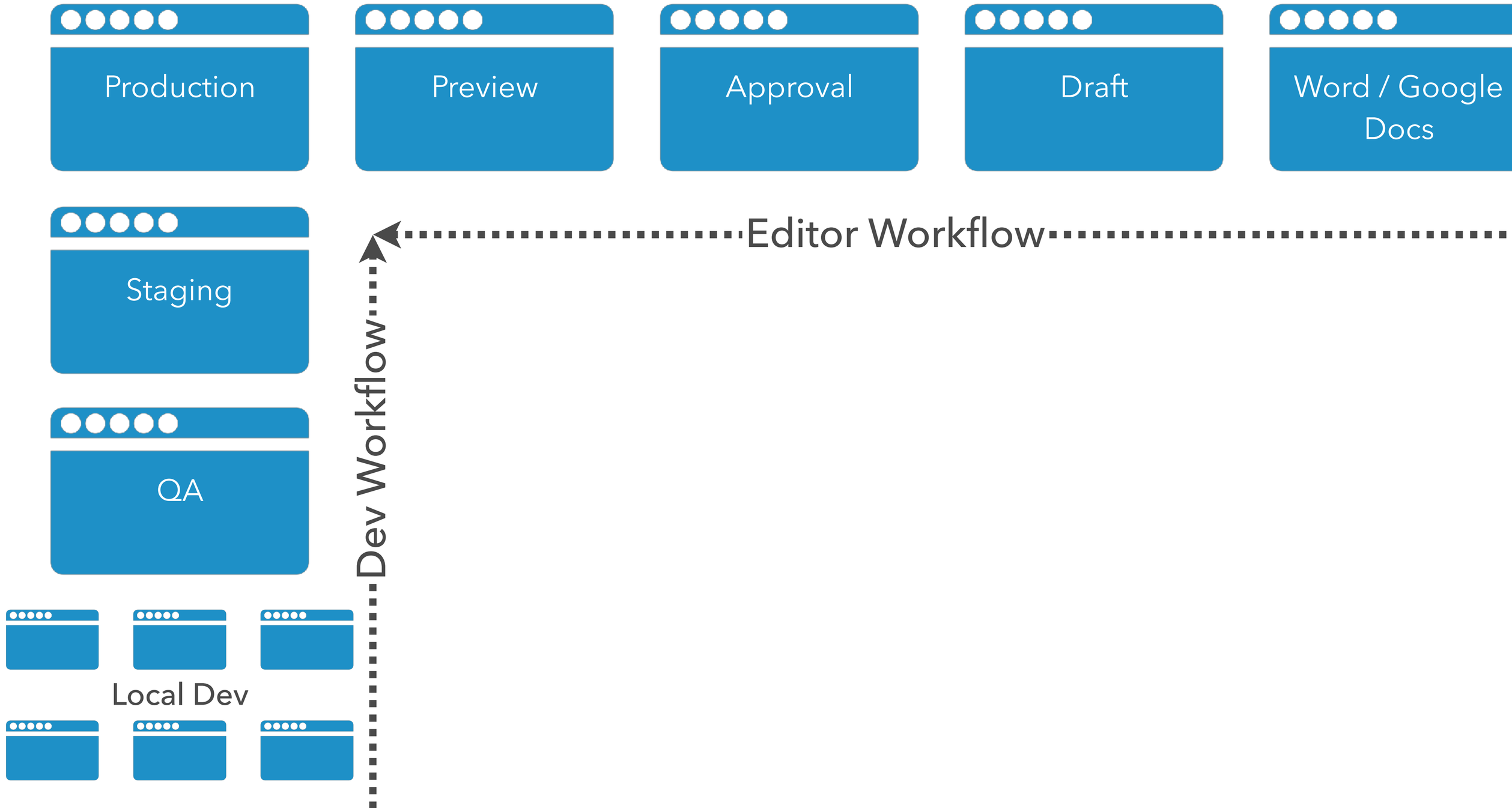
Production
Preview
Approval
Draft
Word / Google Docs
Staging
QA
Editor Workflow
Dev Workflow
Local Dev

Production
Preview
Approval
Draft
Word / Google Docs
Staging
QA
Local Dev
Editor Workflow
Dev Workflow

Improving the Editor Experience

Improving Sean’s Experience

My Editors want A Custom Field Type

THE EMIRATES OF HACAN
TACTIC
STRATEGY
WRATH OF KENARA
WAR SUN
CRUISER I
PDS I
TROYER I
COMMUNITIES

Contentful doesn’t have a built in TI4 game tracker

So I built one

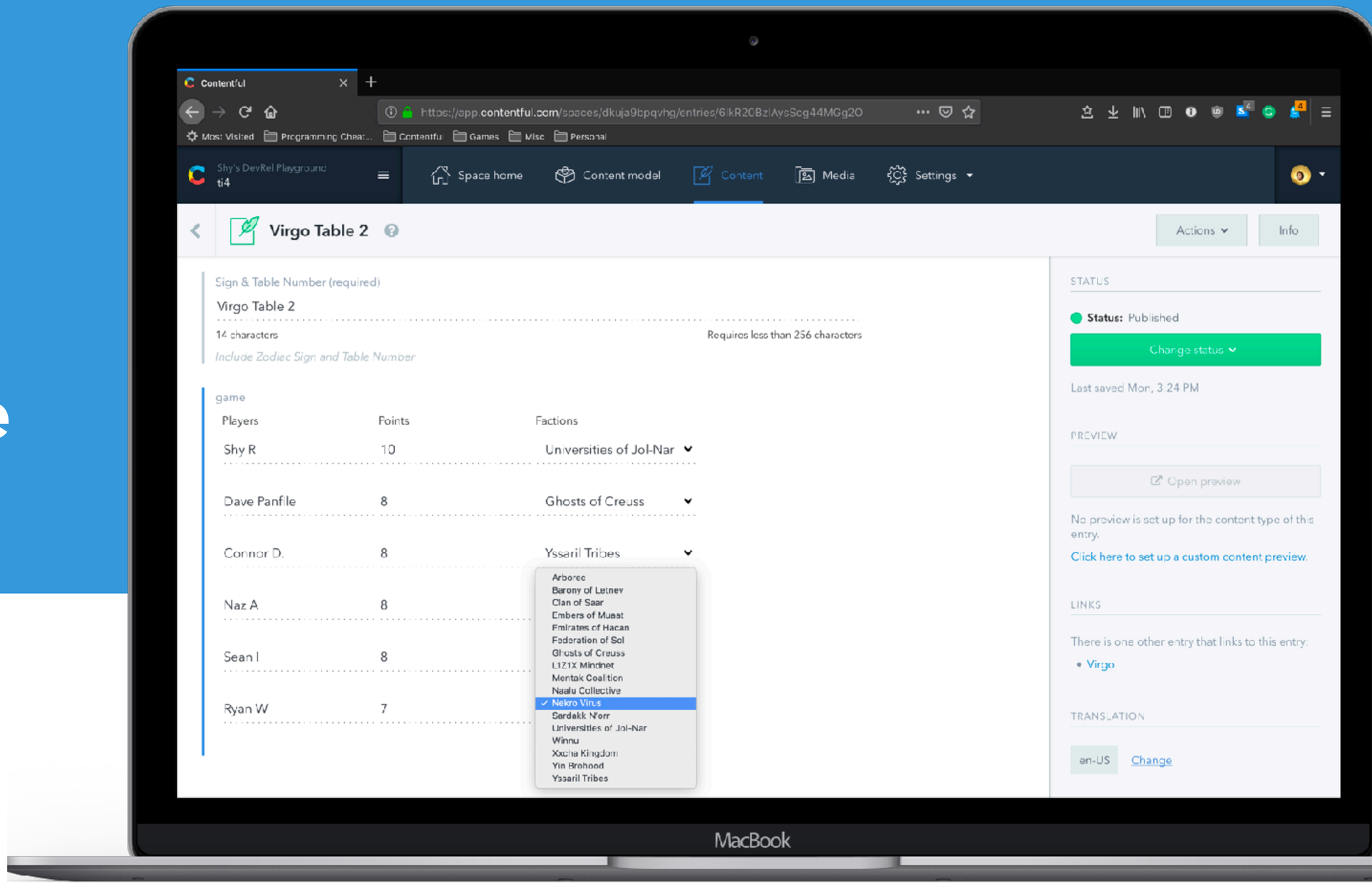

Let’s take a look at UI-Extensions

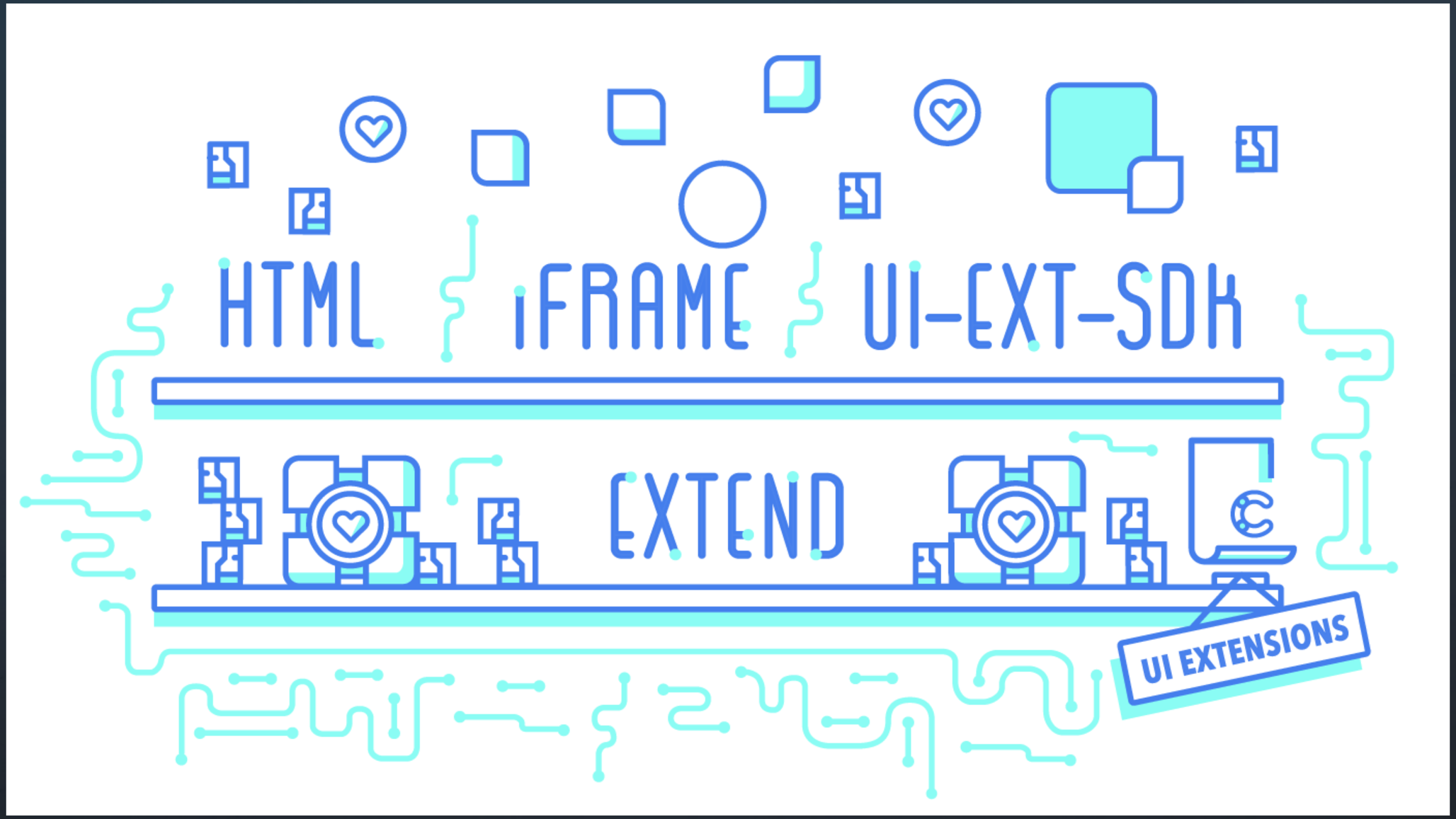
HTML
iFRAME
UI-EXT-SDK
EXTEND
UI EXTENSIONS

Let’s dig into The extension

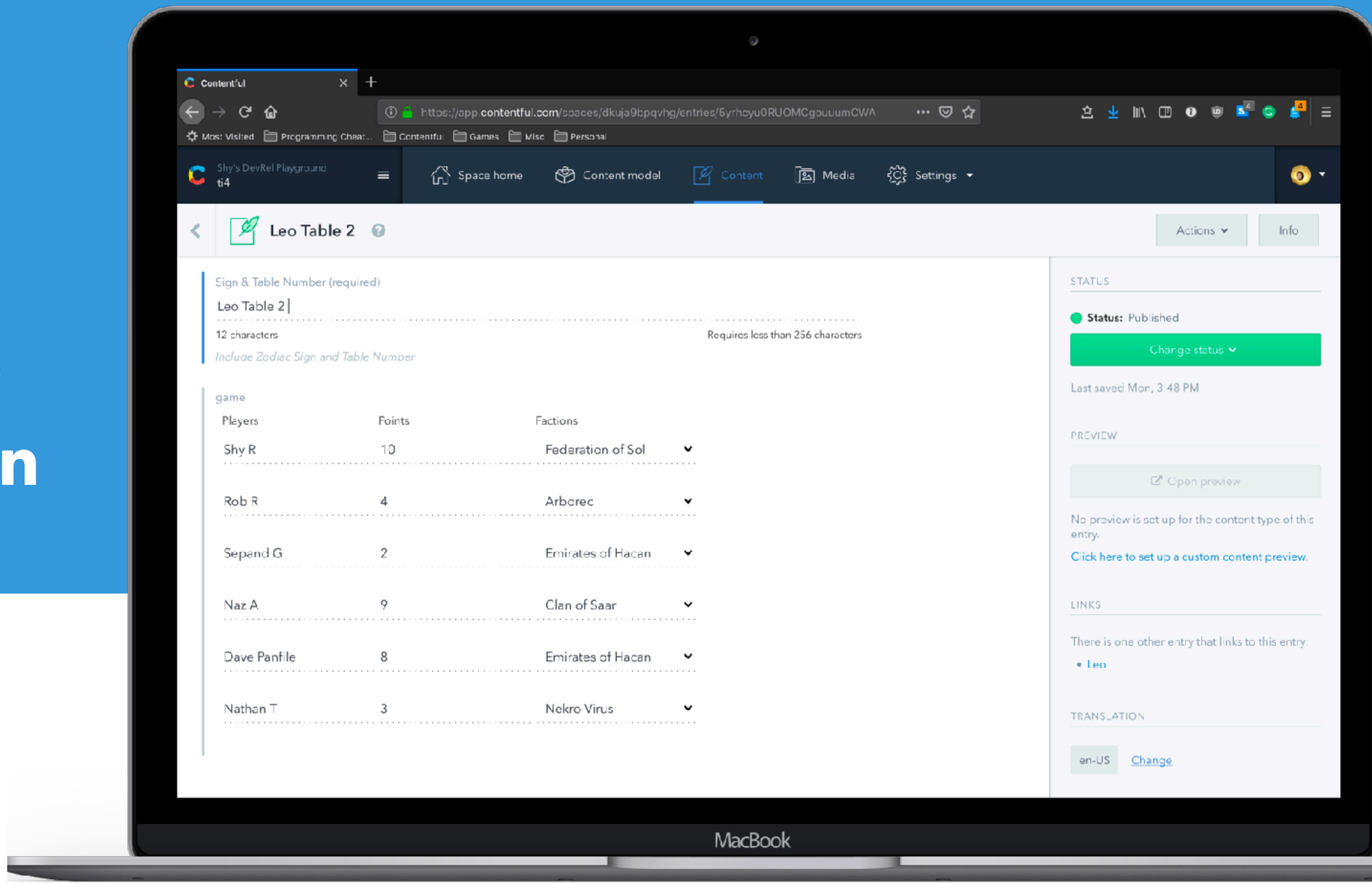

game

JSON Editor

Undo Redo


```
{
    "Players": [
        {
            "Name": "Shy R",
            "Score": "10",
            "Faction": "Sol"
        },
        {
            "Name": "Rob R",
            "Score": "4",
            "Faction": "Arborec"
        },
        {
            "Name": "Sepand G",
            "Score": "2",
            "Faction": "Hacan"
        },
        {
            "Name": "Naz A",
            "Score": "9",
            "Faction": "Saar"
        },
        {
            "Name": "Dave Panfile",
            "Score": "8",
            "Faction": "Hacan"
        },
        {
            "Name": "Nathan T",
            "Score": "3",
            "Faction": "Nekro"
        }
    ]
}
```


STANDARD JSON OBJECT FIELD

game

Players	Points	Factions
Shy R	10	Federation of Sol
Rob R	4	Arborec
Sepand G	2	Emirates of Hacan
Naz A	9	Clan of Saar
Dave Panfile	8	Emirates of Hacan
Nathan T	3	Nekro Virus

UI EXTENSION

Inspect in GraphiQL

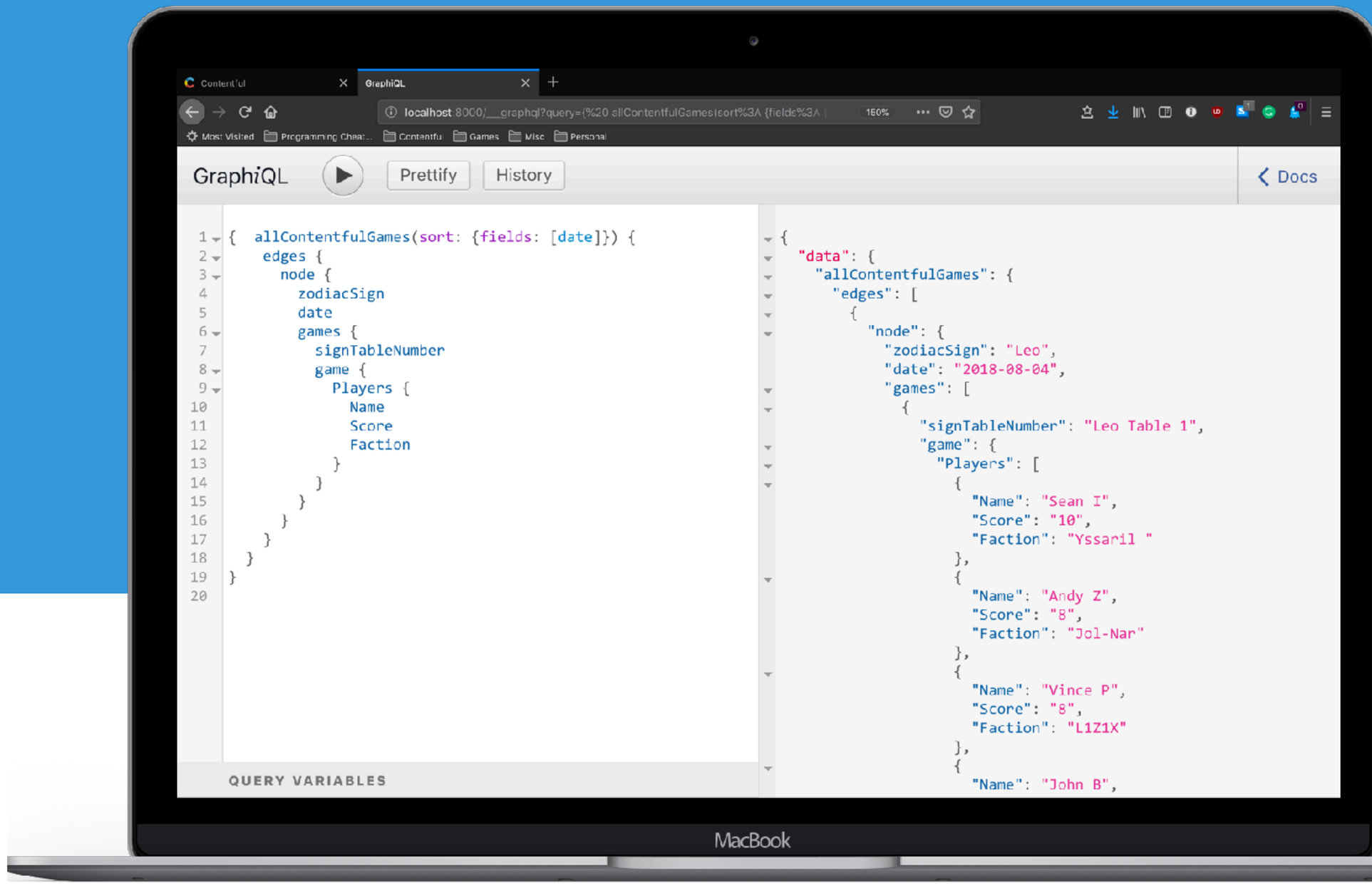

HTML

```html
<!doctype html>
<html lang="en">
  <head>
    <meta charset="UTF-8"/>
    <title>UI-Extension Country Select</title>
    <!-- load Contentful stylesheet to have some base styles -->
    <link rel="stylesheet" href="https://contentful.github.io/ui-extensions-sdk/cf-extension.css">
    <!-- load Contentful extensions SDK -->
    <script src="https://unpkg.com/contentful-ui-extensions-sdk@3"></script>
  </head>
  <body>
    <!-- your UI extension code -->
  </body>
</html>
```

JSON

```json
{
  "name": "Contentful UI extension",
  "id": "cf-contentful-ui-extension",
  "fieldTypes": ["Object"],
  "srcdoc": "./index.html"
}
```

CONFIGURE THE EXTENSION

```
{
  "id": "ti4MatchLog",
  "name": "Twilight Imperium 4th Edition Match Log",
  "srcdoc": "./index.html",
  "fieldTypes": ["Object"]
}
```

BUILD A FORM

```
<body>
    <div id="content">
        <div class="player">
            <div class="cf-form-field inline">
                <label>Players</label>
                <input type="text" value="Player 1 Name" class="cf-form-input inline"
id="player1Name">
            </div>
            <div class="cf-form-field inline">
                <label>Points</label>
                <input type="integer" value="1" class="cf-form-input inline"
id="player1Score">
            </div>
            <div class="cf-form-field inline">
                <label>Factions</label>
                <select class="cf-form-input" id="player1Faction">
                    <option value="Arborec" selected>Arborec</option>
                    <option value="Barony">Barony of Letnev</option>
                </select>
            </div>
        </div>
```

SET THE DATA

```
$(".cf-form-input").on("input", function() {
    extension.field.setValue(getGameData());
 });
```

SET THE DATA

```
function getGameData() {
    var data = {};
    data["Players"] = [];
    var innerData = {};
    var i = 0;
    for (; i < document.getElementsByClassName("cf-form-input").length; i +=
        1) {
        switch (i % 3) {
            case 0:
                innerData = {};
                innerData["Name"] = document.getElementsByClassName(
                    "cf-form-input")[i].value;
                break;
            case 1:
                innerData["Score"] = document.getElementsByClassName(
                    "cf-form-input")[i].value;
                break;
            case 2:
                innerData["Faction"] = document.getElementsByClassName(
                    "cf-form-input")[i].value;
                data["Players"].push(innerData);
                break;
        }
    }
    return (data);
}
```

Push the code up to Contentful

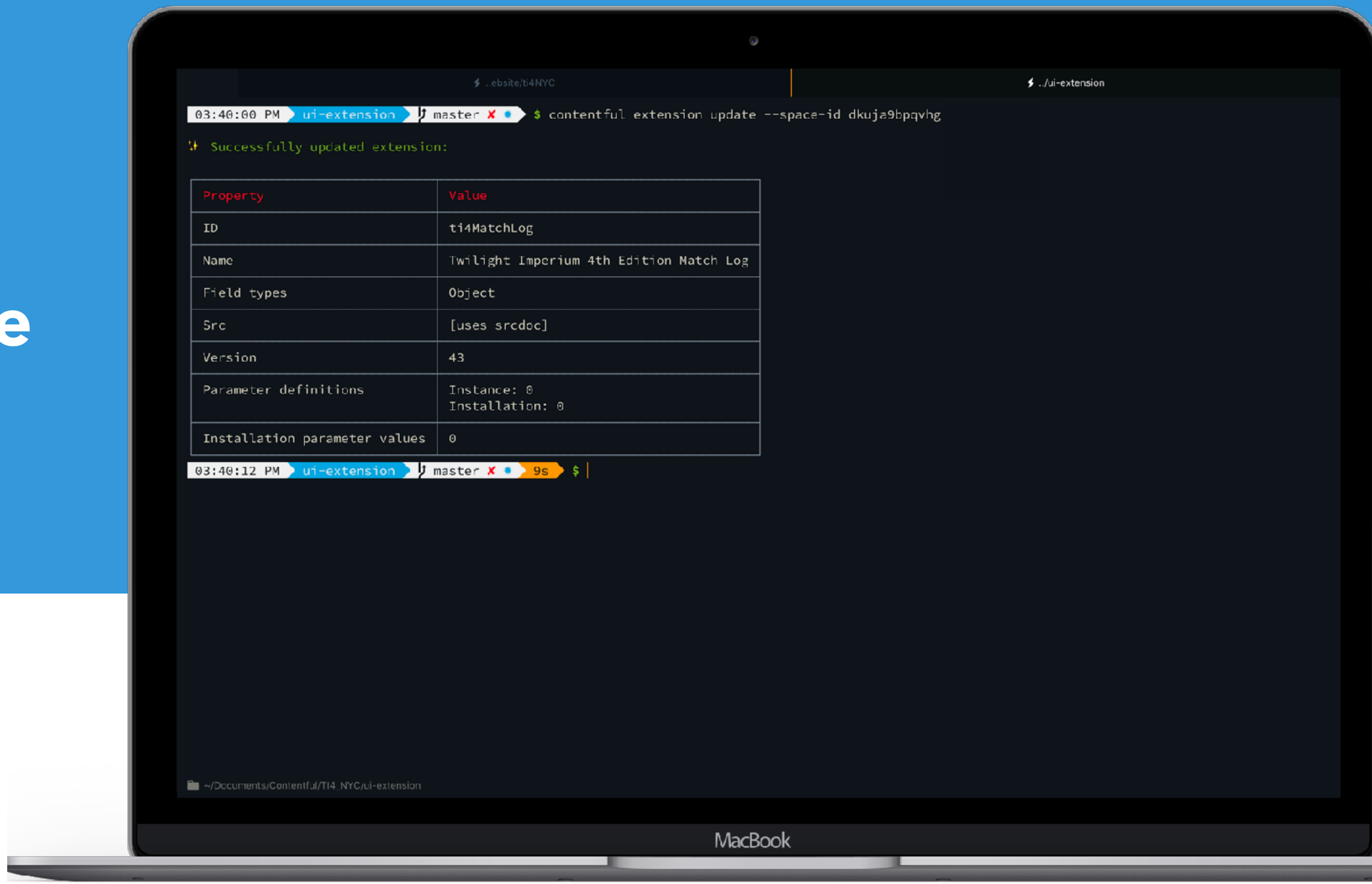

Set a custom apparence for the JSON Object

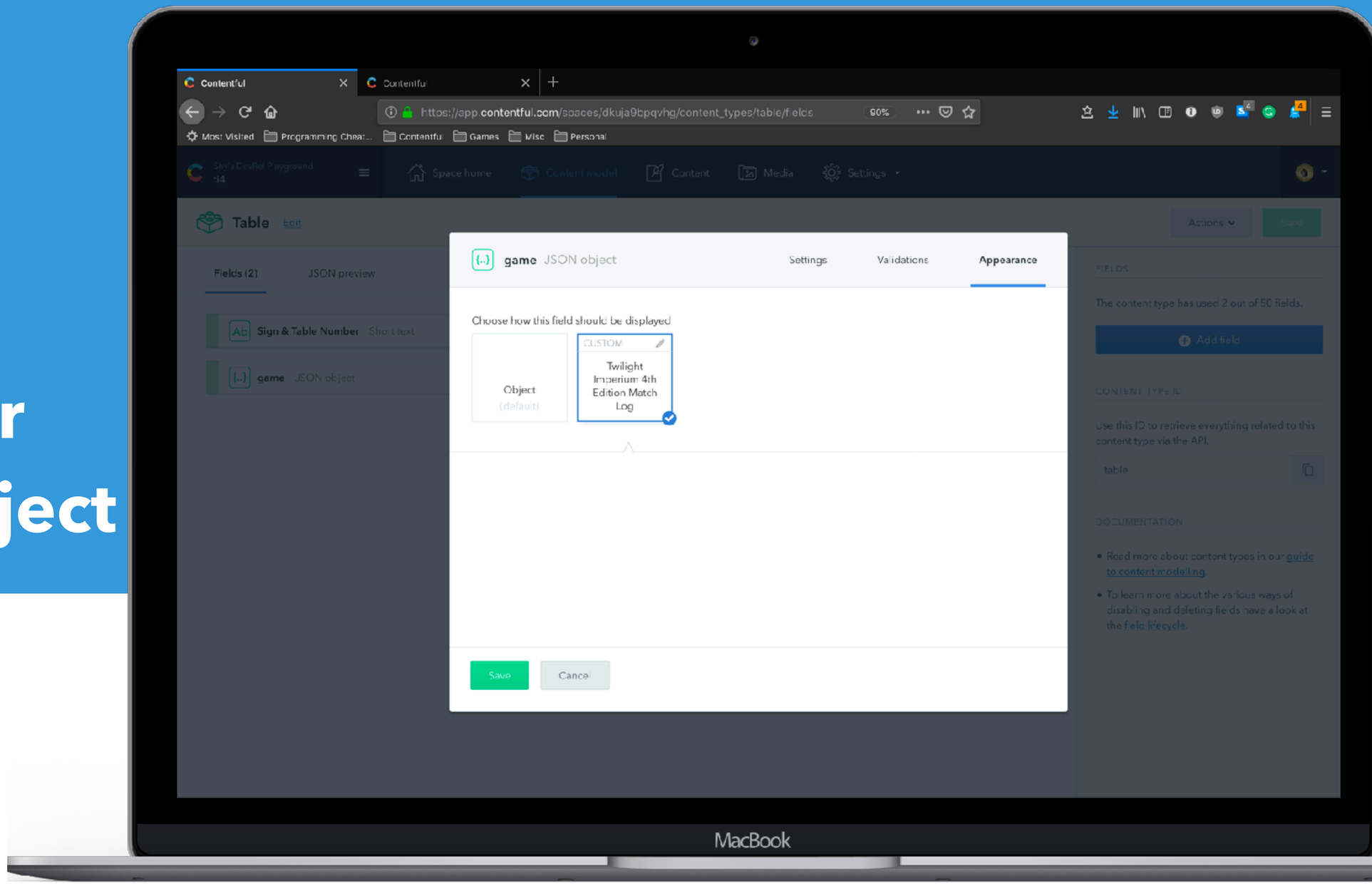

And that’s it

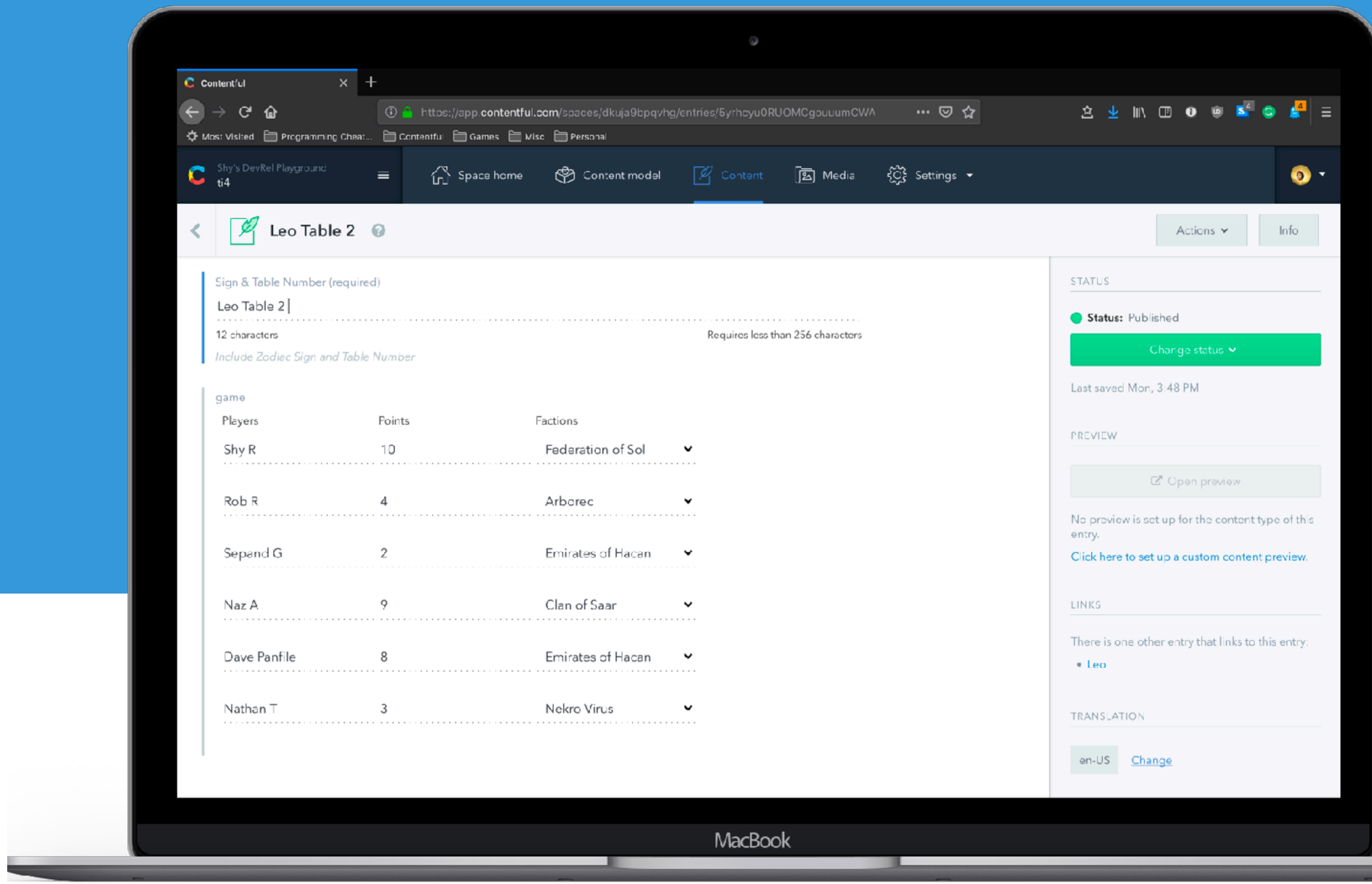
Contentful
Shy's DevRel Playground
ti4
Space home
Content model
Content
Media
Settings
Leo Table 2
Actions
Info
Sign & Table Number (required)
Leo Table 2
12 characters
Requires less than 256 characters
Include Zodiac Sign and Table Number
game
Players
Points
Factions
Shy R
10
Federation of Sol
Rob R
4
Arborec
Sepand G
2
Emirates of Hacan
Naz A
9
Clan of Saar
Dave Panfile
8
Emirates of Hacan
Nathan T
3
Nekro Virus
STATUS
Status: Published
Change status
Last saved Mon, 3:48 PM
PREVIEW
Open preview
No preview is set up for the content type of this entry.
Click here to set up a custom content preview.
LINKS
There is one other entry that links to this entry:
Leo
TRANSLATION
en-US
Change
MacBook

RENDER THAT DATA

```
{outerElement.node.games.map(innerElement => (
  <React.Fragment>
    <h4>{innerElement.signTableNumber}</h4>

    <table>
      <thead>
        <tr>
          <th>Name</th>
          <th>Faction</th>
          <th>Score</th>
        </tr>
      </thead>
      <tbody>
        {innerElement.game.Players.map(playerElement => (
          <tr>
            <td>{playerElement.Name}</td>
            <td>
              {playerElement.Faction}
             </td>
            <td>{playerElement.Score}</td>
          </tr>
        ))}
      </tbody>
    </table>
  </React.Fragment>
))}
```

Game Log

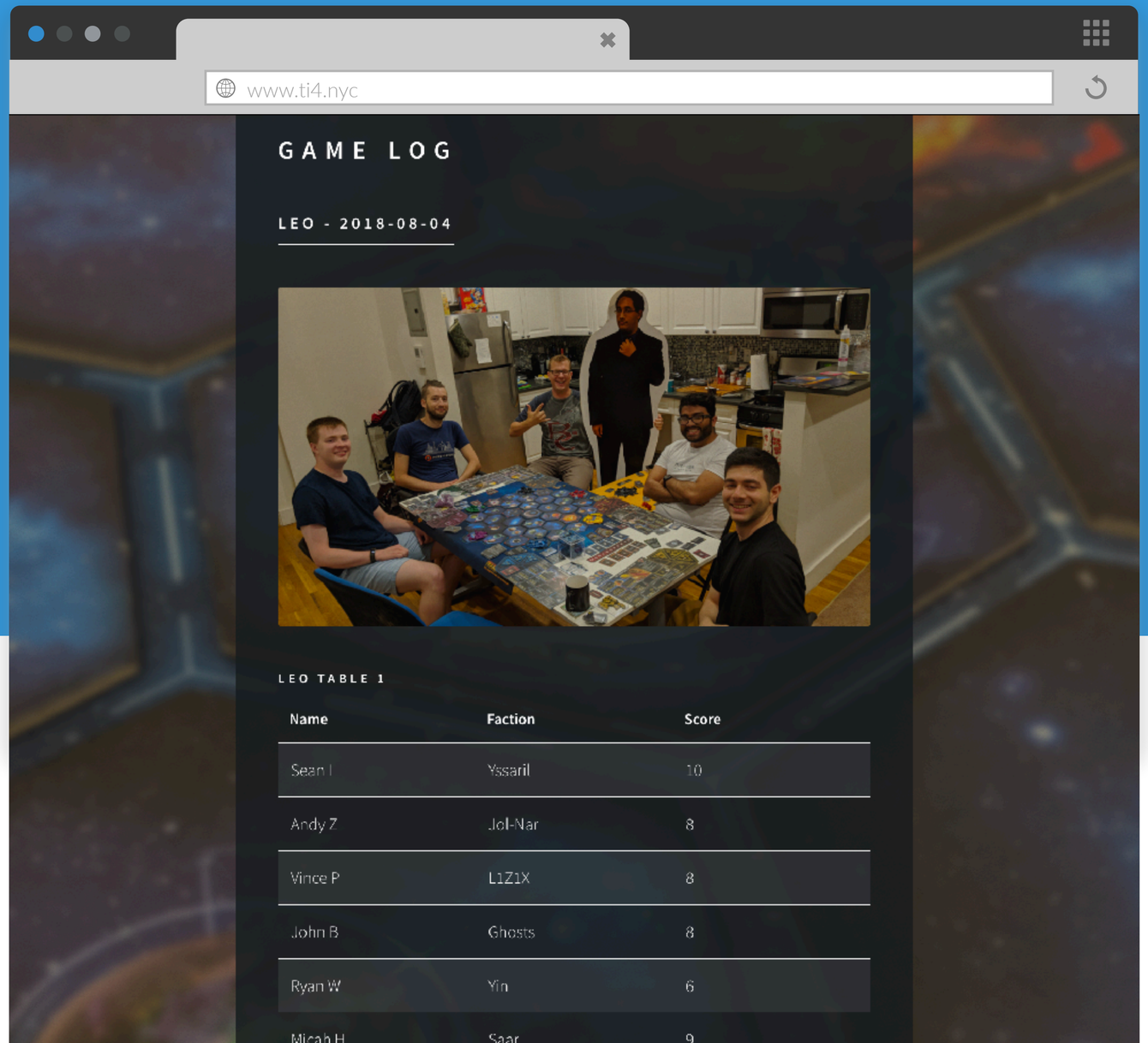

Name	Faction	Score
Sean I	Yssaril	10
Andy Z	Jol-Nar	8
Vince P	L1Z1X	8
John B	Ghosts	8
Ryan W	Yin	6
Micah H	Saar	9

GITHUB.COM/SHY/ TI4.NYC-UI-EXTENSION

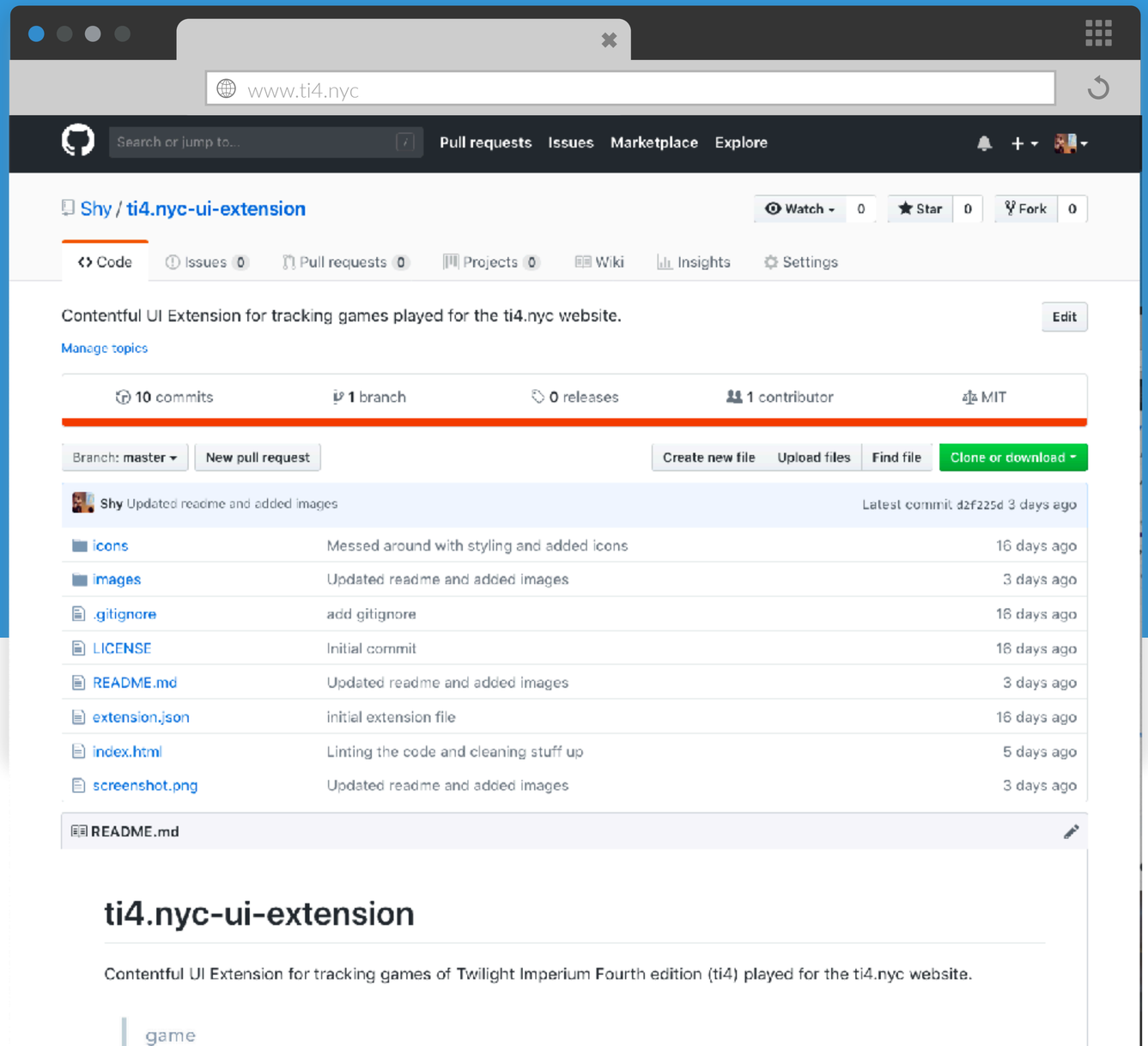

Shopify-Test
in Space Cadet

Space home | Content model | Content | Media | APIs | Space settings

Test Product

Actions | Info

Title

Test Product

12 characters

Requires less than 256 characters

Product

GENERAL ADMISSION
Brooks Towel Pink-Yellow

Product lookup

STATUS

Status: Published

Change status

Last saved a minute ago

TRANSLATION

en-US Change

VERSIONS

a minute ago	CURRENT
a minute ago	PUBLISHED
Fri, 4:51 PM	PUBLISHED
Fri, 4:33 PM	PUBLISHED
Fri, 4:30 PM	PUBLISHED

Compare with current version

Select a previous version to compare it with the current version of this entry.

USERS

No other users online

Seven Tips From Ernest Hemingway on How to Write...

Actions

Title (required)

Editor | Preview

Insert media

Seven Tips From Ernest Hemingway on How to Write Fiction

Format your text like a pro with the markdown cheatsheet.

10 words, 56 characters

Slug

seven-tips-from-ernest-hemingway-on-how-to-write-fiction

56 characters

Requires less than 256 characters

TRANSLATION

en-US Change

VERSIONS

There are no previous versions
haven't made changes to this e
as you publish changes, you'll b
compare different versions.

USERS

No other users online

BUILDNETLIFY

Build on Netlify

BE FRIENDS WITH OTHER VENDORS!

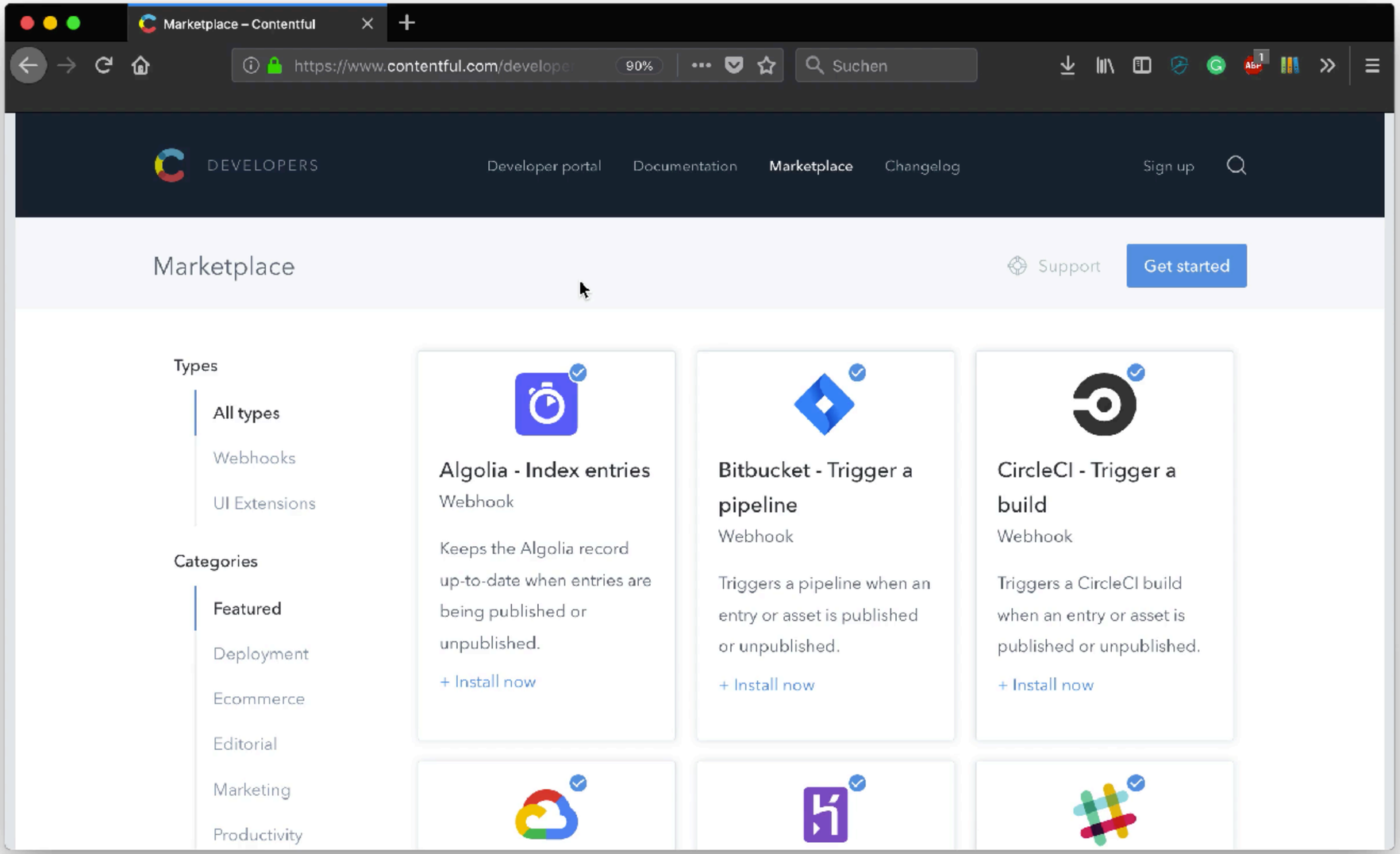
Marketplace – Contentful
https://www.contentful.com/developer
90%
Suchen
DEVELOPERS
Developer portal
Documentation
Marketplace
Changelog
Sign up
Marketplace
Support
Get started
Types
All types
Webhooks
UI Extensions
Categories
Featured
Deployment
Ecommerce
Editorial
Marketing
Productivity
Algolia - Index entries
Webhook
Keeps the Algolia record up-to-date when entries are being published or unpublished.
+ Install now
Bitbucket - Trigger a pipeline
Webhook
Triggers a pipeline when an entry or asset is published or unpublished.
+ Install now
CircleCI - Trigger a build
Webhook
Triggers a CircleCI build when an entry or asset is published or unpublished.
+ Install now

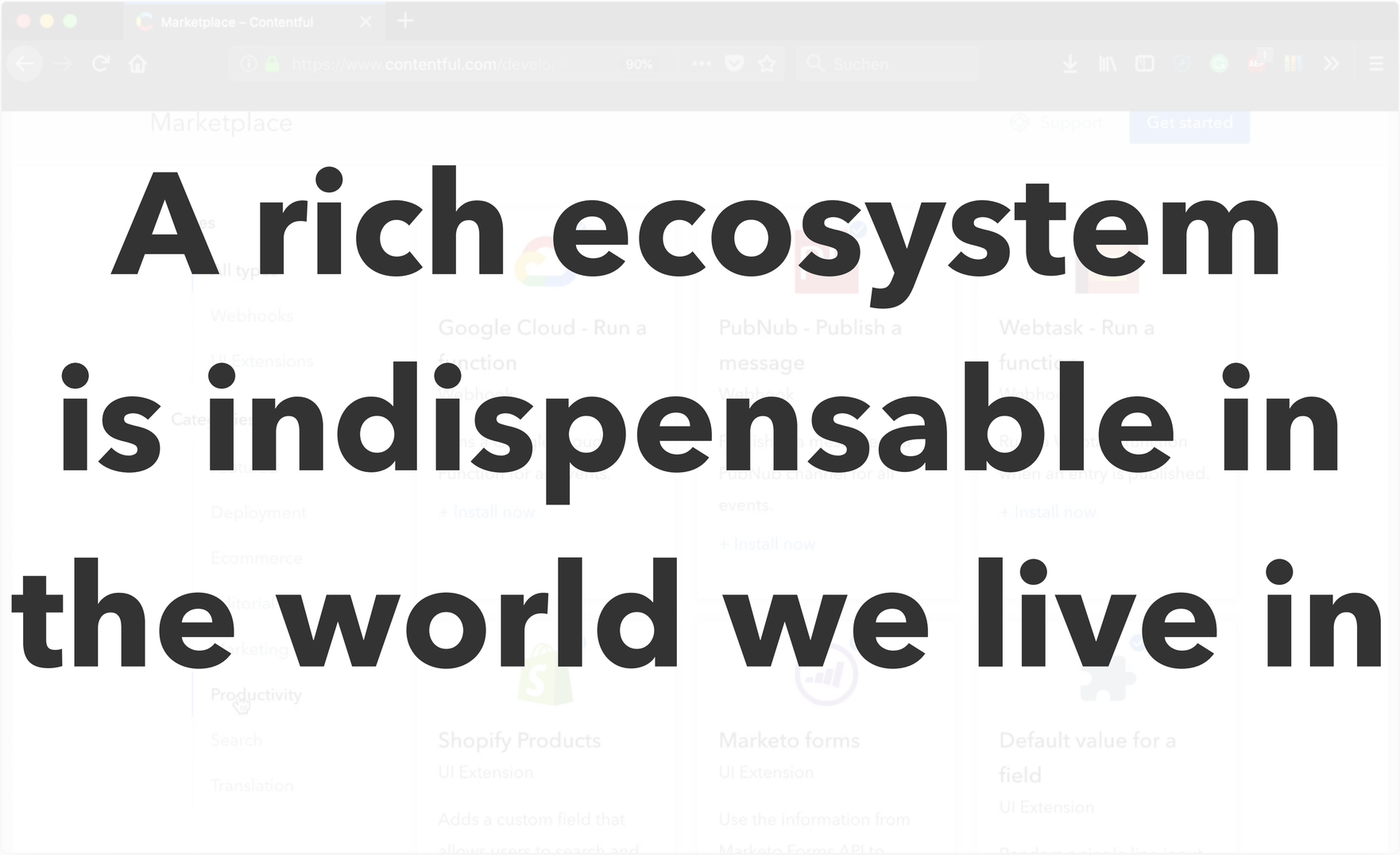

A rich ecosystem is indispensable in the world we live in

My Editors want Preview

COMMON CMS PROBLEMS

WYSIWYG

Die Yacht

Permalink: http://www.sailingforme.de/yacht/ Bearbeiten

Medien hinzufügen | Add Gallery | Visuell | Text

Absatz

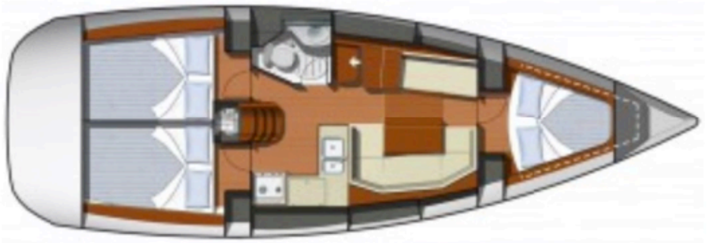

P » A

Wortanzahl: 127

Zuletzt geändert von Tomas am 25. April 2014 um 0:01 Uhr

Our APIs

Content Delivery API	production
Content Preview API	staging
Content Management API	automation
Images API	assets

Our APIs

Content Preview API

staging

Let’s take a look at Contentful Preview API

PREVIEW.CONTENTFUL.COM

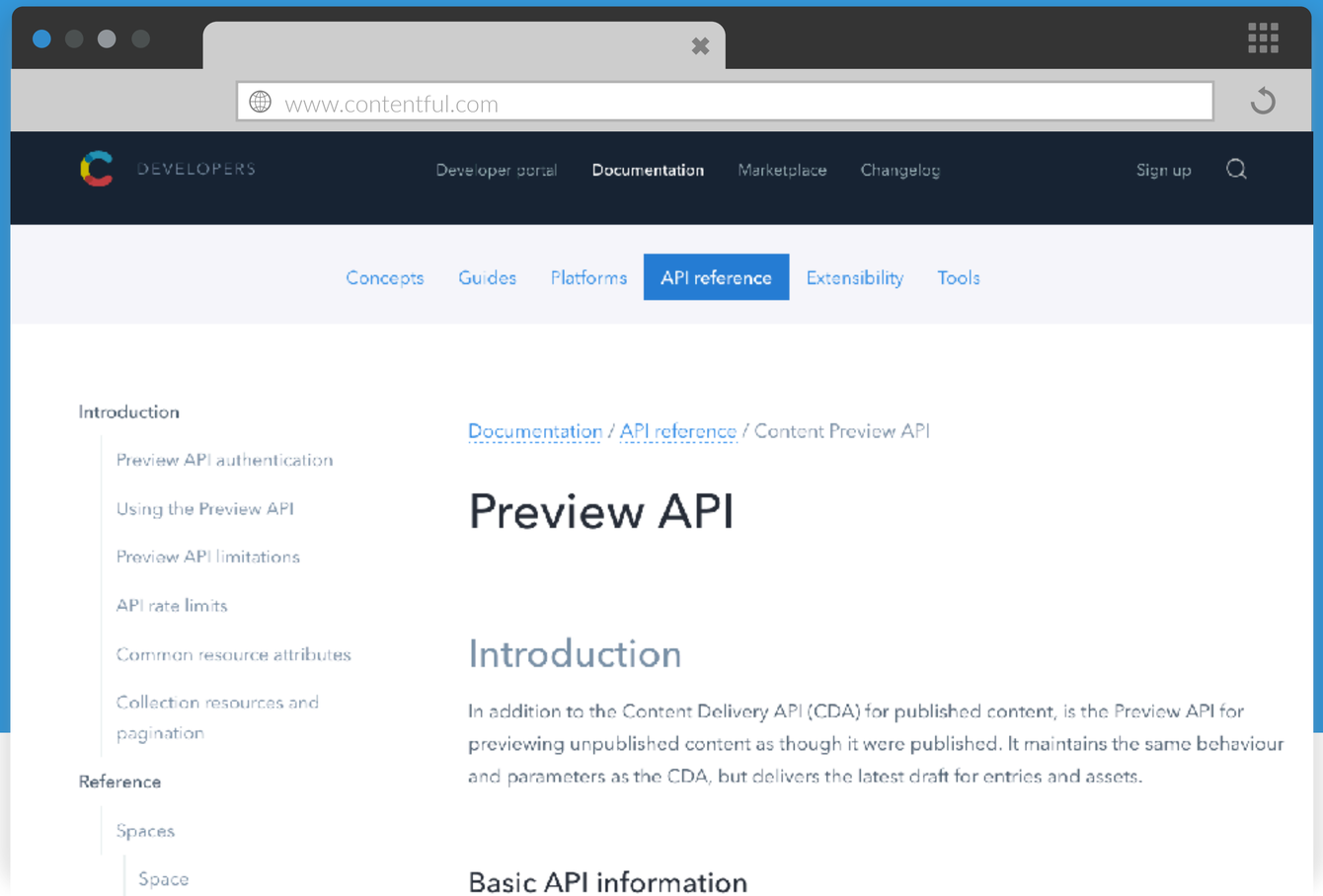

Preview API Key

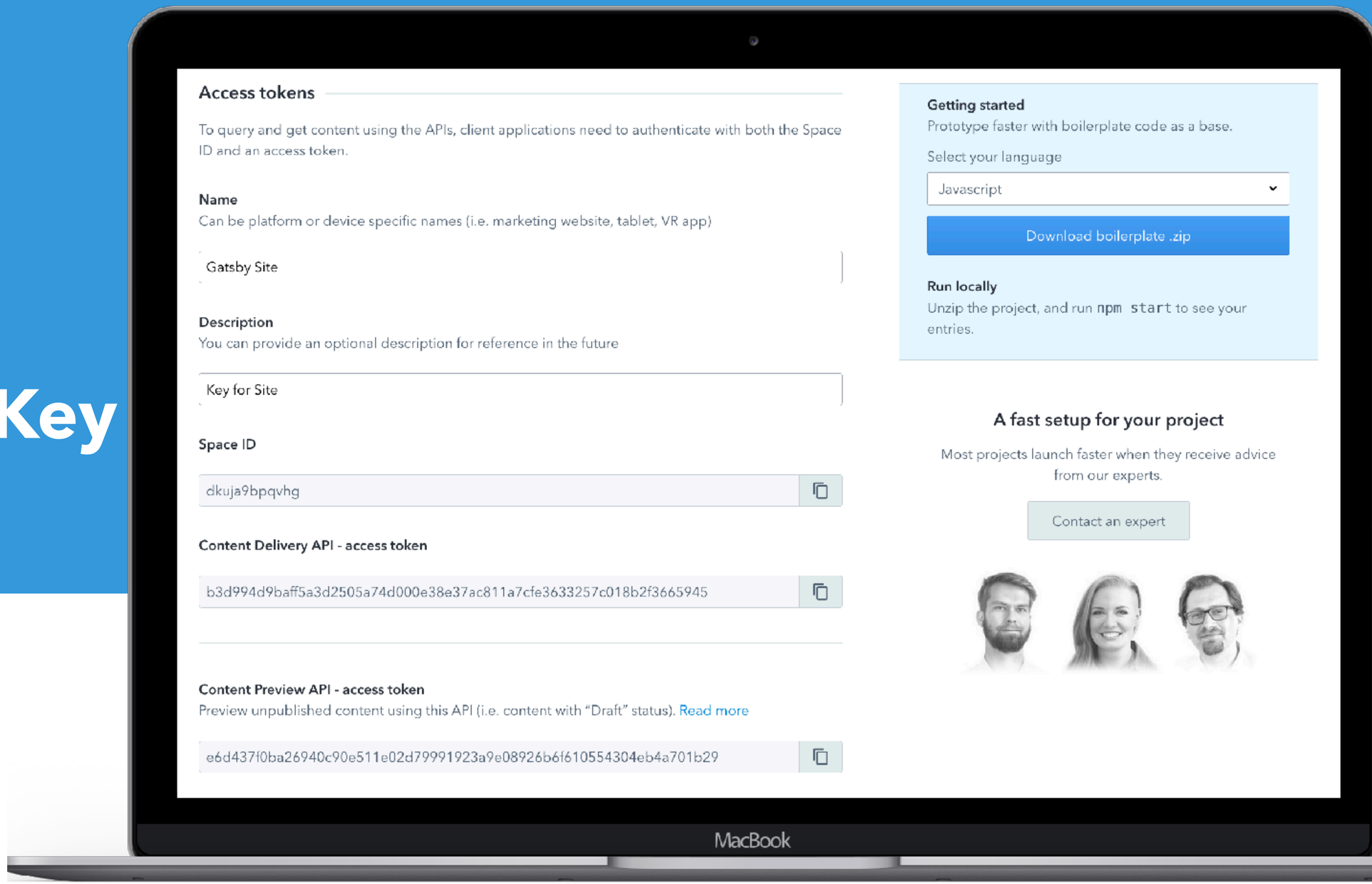

REACT
GATSBY
NETLIFY
CONTENT INFRASTRUCTURE
HELLO WORLD!

Shy Ruparel

Sites Domains OAuth applications Account settings

Search site

New site from Git

preview.ti4.nyc
Deploys from GitHub
Owned by Shy Ruparel
Last published at 10:05 PM (8 minutes ago)

ti4.nyc
Deploys from GitHub
Owned by Shy Ruparel
Last published at 10:02 PM (10 minutes ago)

Build environment variables

accessToken	b3d994d9baff5a3d2505a74d00...
host	cdn.contentful.com
spaceId	dkuja9bpqvhg

Edit variables

Build environment variables

accessToken	e6d437f0ba26940c90e511e02d...
host	preview.contentful.com
spaceId	dkuja9bpqvhg

Edit variables

Webhooks For Production

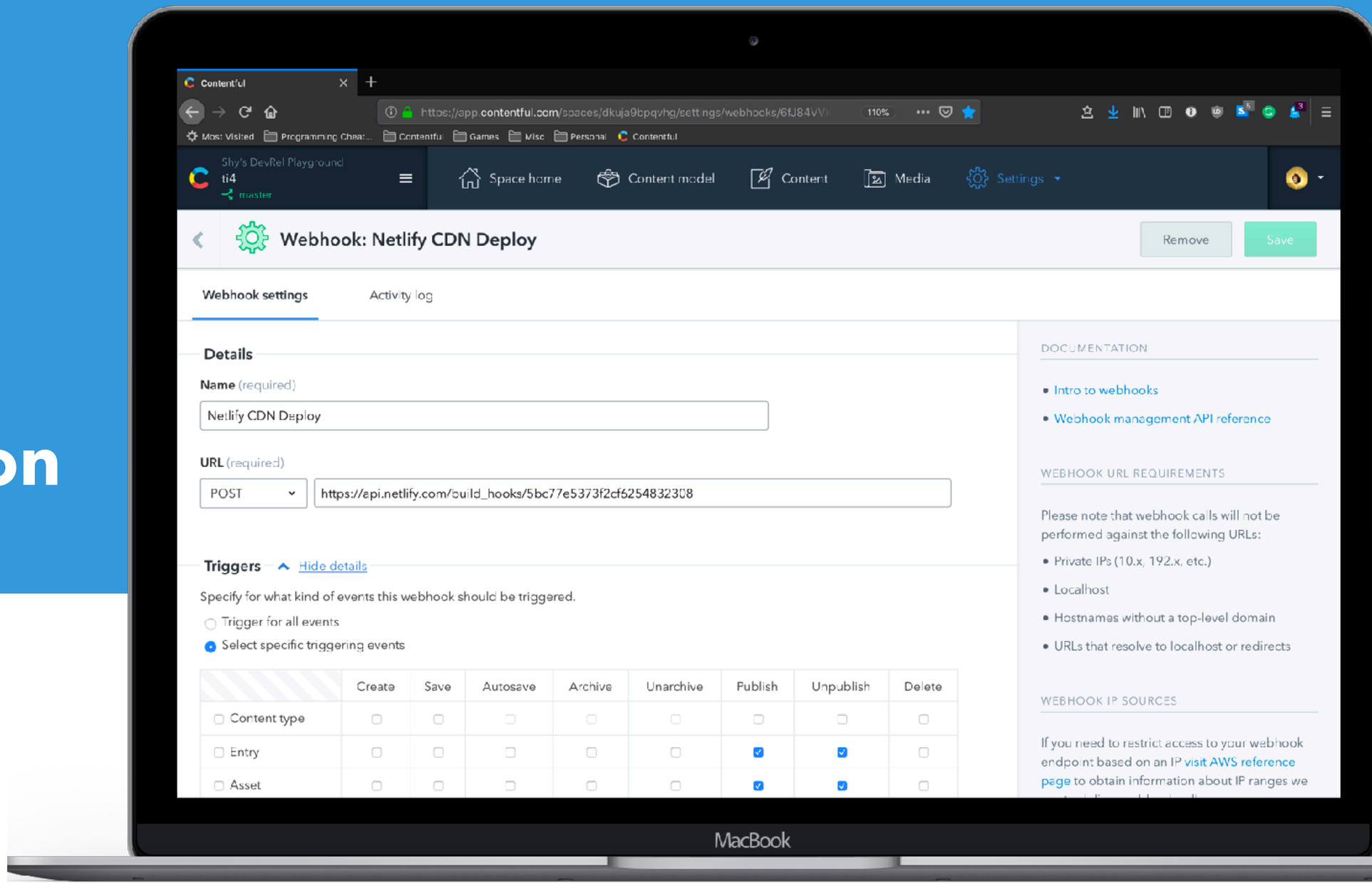

Webhooks For Preview

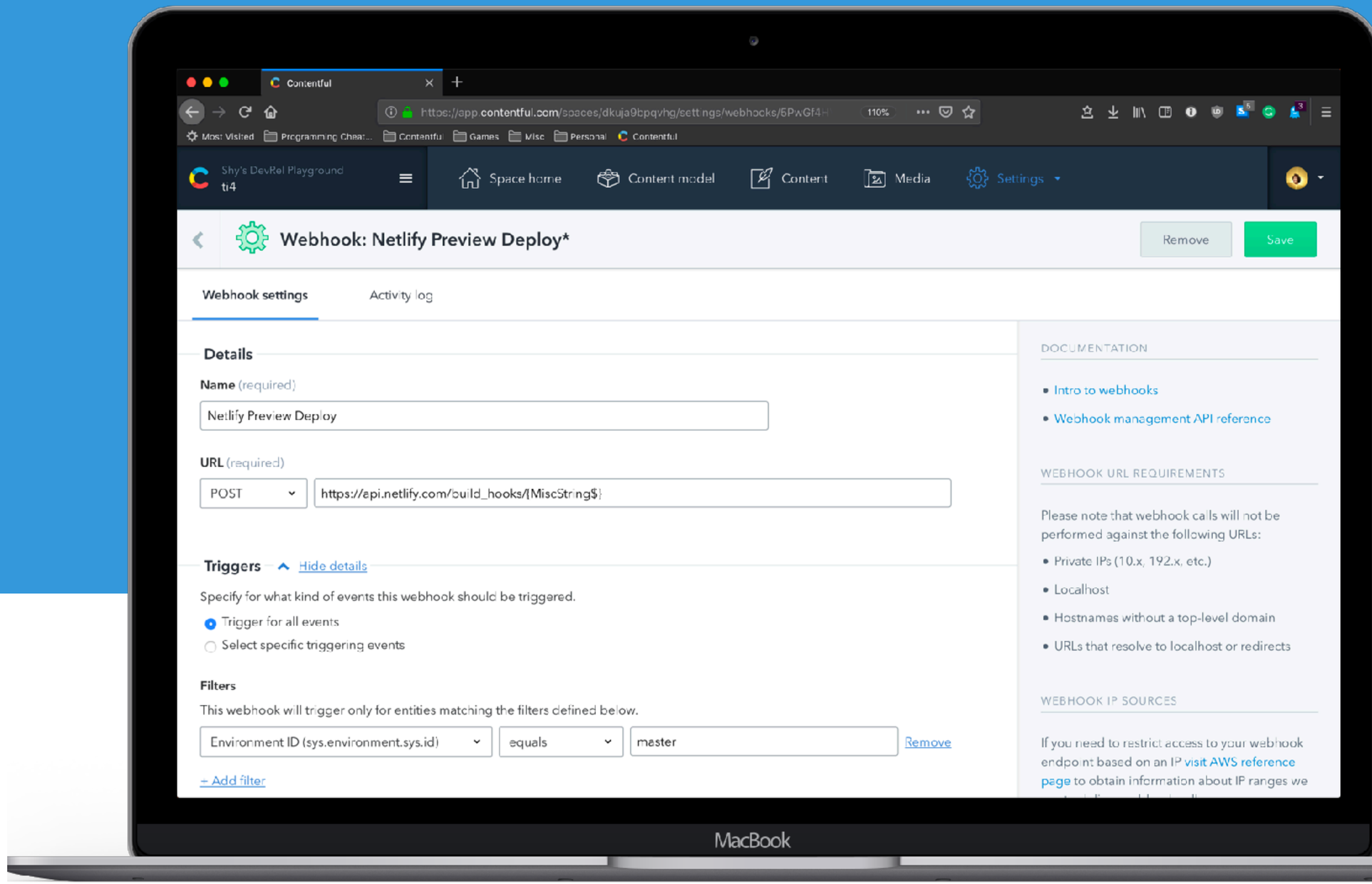

Create
Draft Content

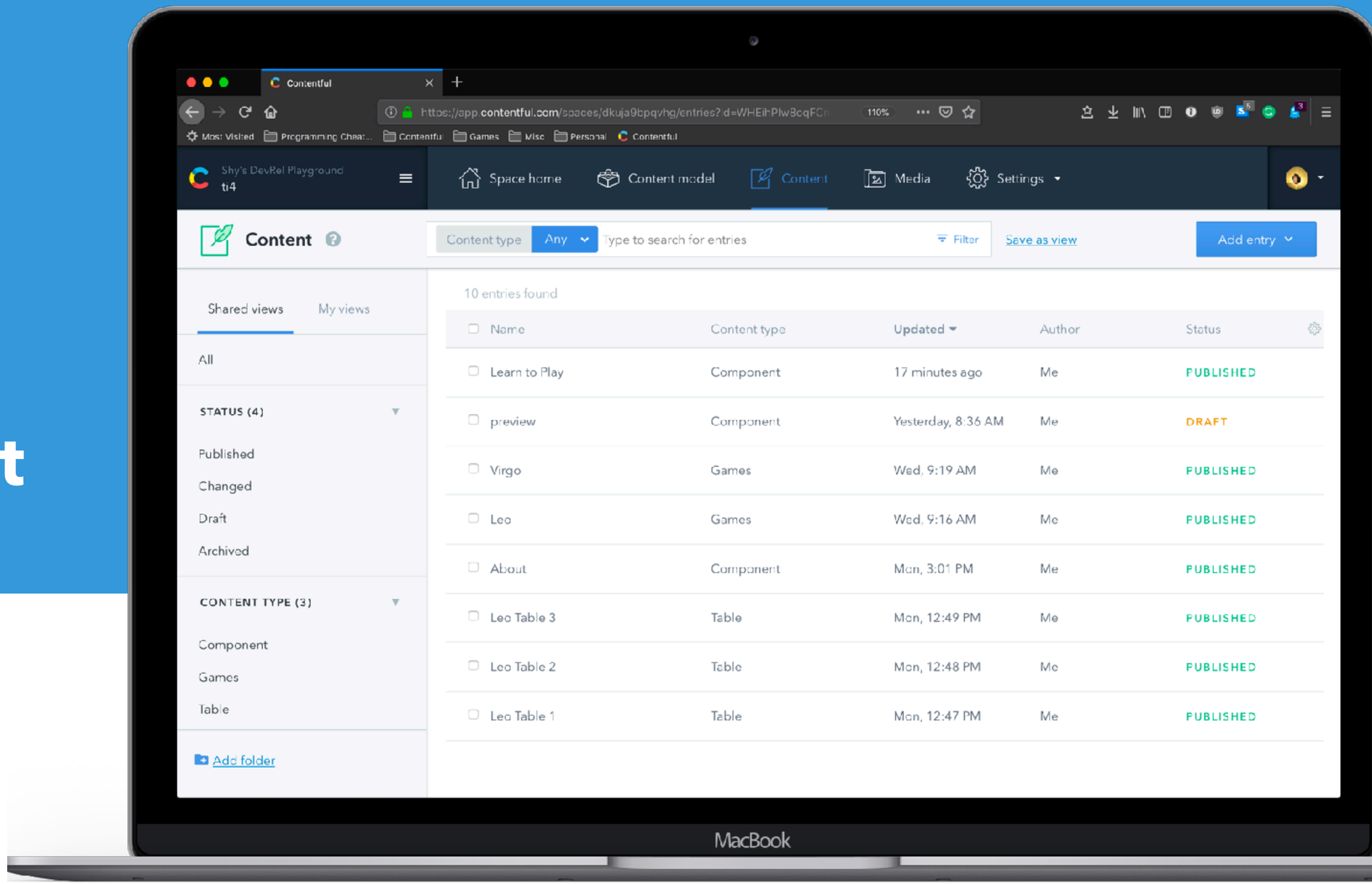

PREVIEW.TI4.NYC

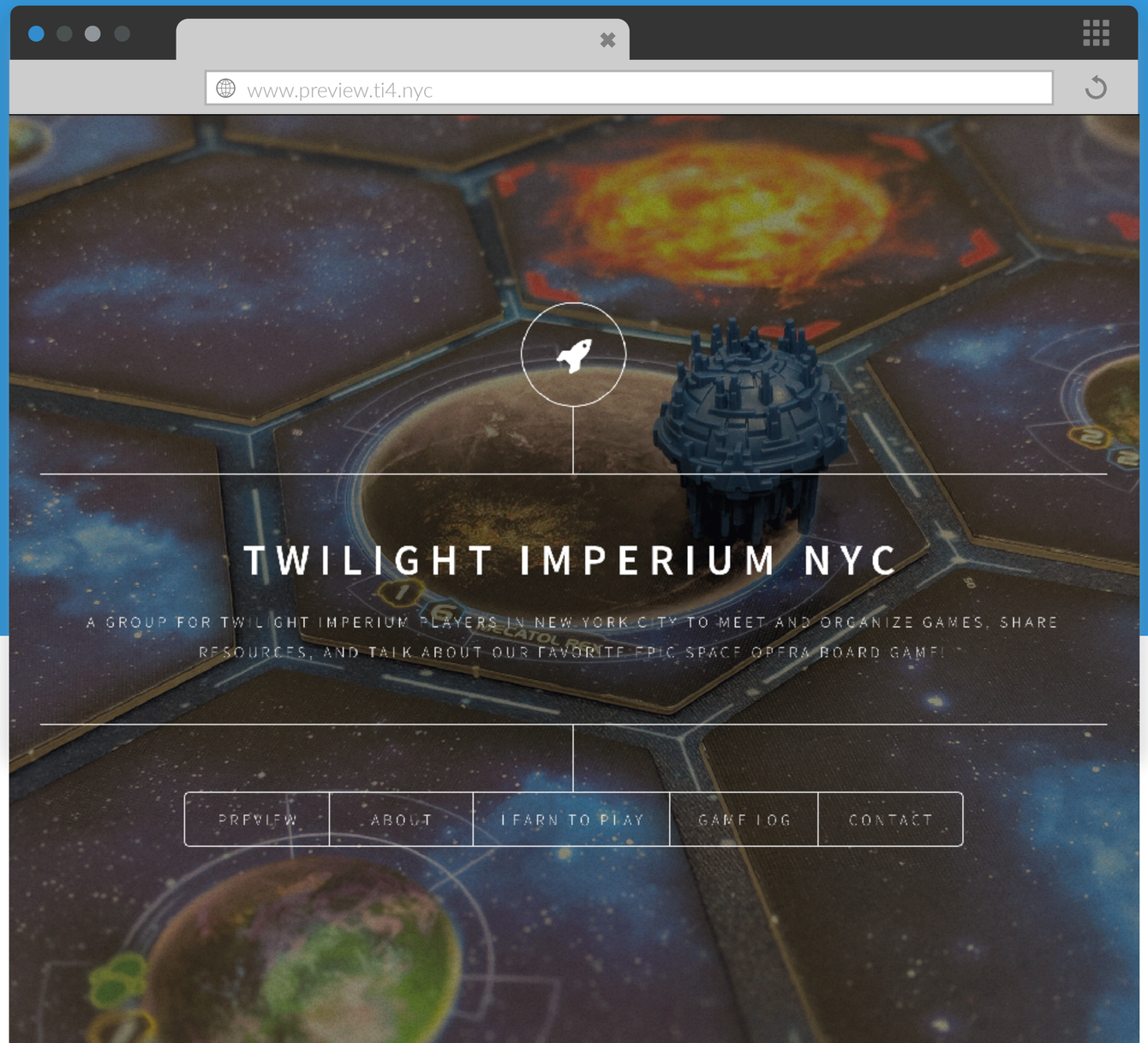

PUBLICSTUFF
NETTLE
POTATO CHIPS
600
120,000

YOUR EDITORS HAVE TO BE HAPPY (AND SAFE)

Chrome File Edit View History Bookmarks People Window Help

Contentful

https://app.contentful.com/spaces/vkdbses00qqt/entries/3P...

Apps | Add to Delicious | Solve | ADP Sues Zenefit... | Other Bookmarks

Gatsby
Gatsbyjs.com Website

Space home | Content model

Home

ID (required)

Home

4 characters | Requires less th

Title

The Future is Fast

18 characters | Requires less th

Subtitle (required)

Editor

Insert me

Home | Gatsby Inc.

https://gatsby-preview.gtsb.io

Apps | Add to Delicious | Solve | ADP Sues Zenefit... | Other Bookmarks

Gatsby

The Future is Fast

Create blazing fast, compelling websites and apps without needing to become a performance expert.

Join the waitlist →

650+ contributors, 27.2 k stars

Create digital experiences on the edge—faster

Gatsby provides a modern framework for turning content into feature-rich, visually engaging apps and websites. Consume data from anywhere — build your app with React & GraphQL.

Improving the Developer Experience

Improving My Experience

LET'S START WITH THE BACKGROUND IMAGE

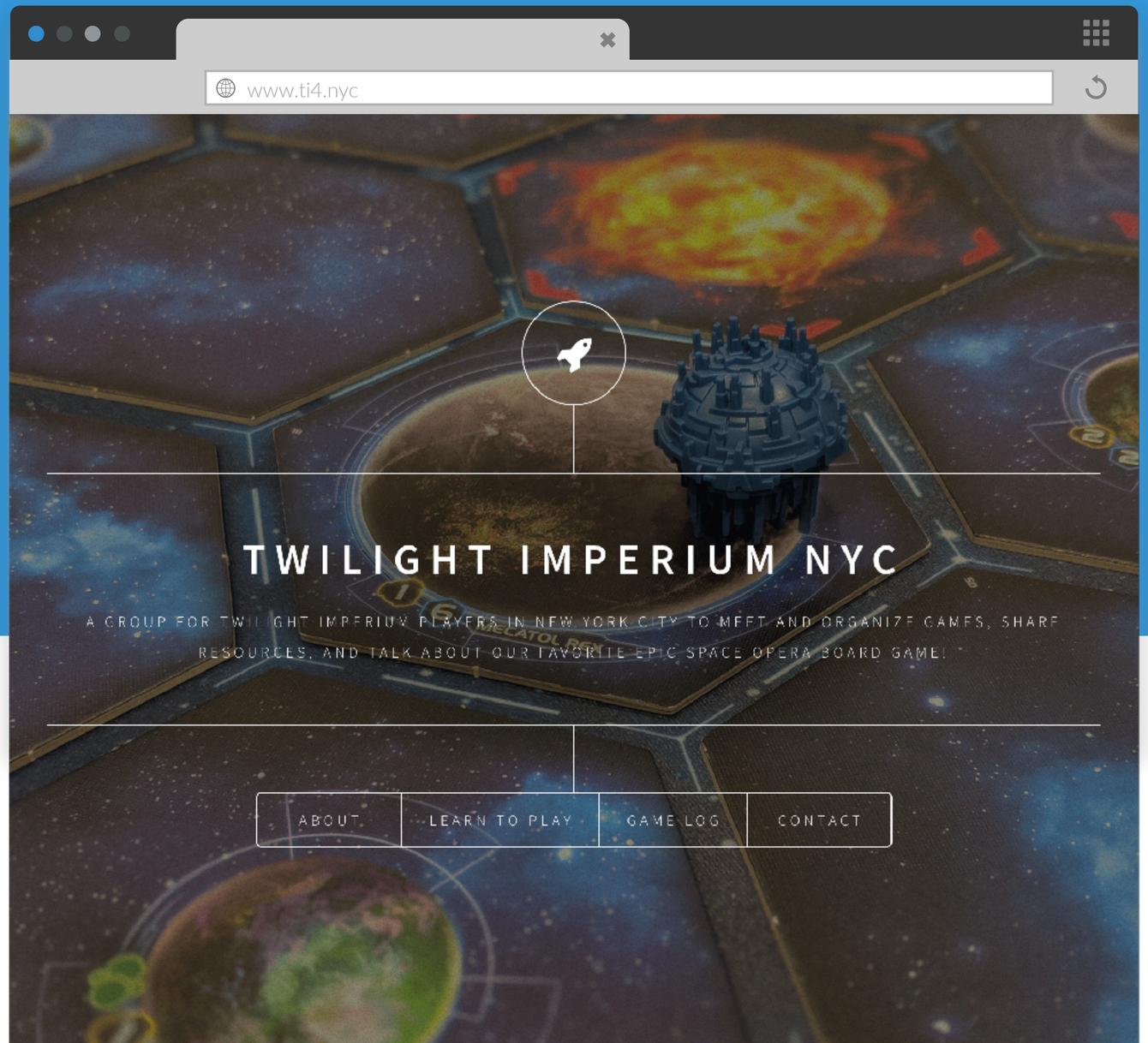

1
6
MECATOL REX
2
2
22
50

Dealing with Assets

Our APIs

Content Delivery API	production
Content Preview API	staging
Content Management API	automation
Images API	assets

Our APIs

Images API

assets

1
6
MECATOL REX
2
2
3.2MB
https://images.ctfassets.net/ ... /bg.jpg

140KB

https://images.ctfassets.net/ ... /bg.jpg?w=800



30KB

https://images.ctfassets.net/ ... /bg.jpg?w=800&fm=webp



17KB

https://images.ctfassets.net/ ... /bg.jpg?w=800&fm=jpg&q=10

https://images.ctfassets.net/ … /bg.jpg?w=800&h=200&fit=crop

Let’s talk about one of the laws of Software Engineering

Nobody gets it right the first time

When you can’t have perfection, the next best thing is change

AGAINST MY SUGGESTION, BOSS ASKED ME TO MAKE PRODUCTION CHANGE
38
SHIT JUST HIT THE FAN

Let's talk about the Contentful Migrations

Our APIs

Content Delivery API	production
Content Preview API	staging
Content Management API	automation
Images API	assets

Our APIs

Content Management API

automation

MIGRATION CLI
CONTENT TYPE OPERATIONS

01 Create a content type

02 Delete a content type

03 Edit a content type

04 Create/edit/delete fields

05 Change a field ID

ALL IN JAVASCRIPT

```
module.exports = function runMigration(migration) {
    const table = migration.editContentType("table");
    Table
        .createField("winner")
        .name("winner")
        .type("Symbol")
        .required(false);
  return;
};
```

CALLABLE VIA THE CONTENTFUL CLI

```
contentful space migration
    --space-id $YOUR_SPACE_ID
    --access-token $CONTENTFUL_MANAGEMENT_ACCESS_TOKEN
    migration-demo.js
```

Contentful

https://app.contentful.com/spaces/dkuja9bpqvhg/content_types/table/fields 110%

Most Visited | Programming Cheat... | Contentful | Games | Misc | Personal | Contentful

Shy's DevRel Playground
ti4
master

Space home | Content model | Content | Media | Settings

Table Edit

Actions | Save

Fields (2) | JSON preview

Ab Sign & Table Number	Short text	Entry title	Settings •••
{..} game	JSON object		Settings •••

FIELDS

The content type has used 2 out of 50 fields.

Add field

CONTENT TYPE ID

Use this ID to retrieve everything related to this content type via the API.

table

DOCUMENTATION

- Read more about content types in our guide to content modelling.
- To learn more about the various ways of disabling and deleting fields have a look at the field lifecycle.

cl | Highlight All | Match Case | Whole Words

Let's do something
A little more complicated

TRANSFORMING ENTRIES

```
module.exports = function runMigration(migration) {
    const table = migration.editContentType("table");
    table
        .createField("winner")
        .name("winner")
        .type("Symbol")
        .required(false);

    migration.transformEntries({
        contentType: 'table',
        from: ['game'],
        to: ['winner'],
        transformEntryForLocale: function(fromFields, currentLocale) {
            var winner = "";
            fromFields.game[currentLocale].Players.forEach(function(player) {
                if (player['Score'] == 10) {
                    winner = player['Name'];
                }
            });
            console.log(winner);
            return { winner: winner };
        }
    });
    return;
};
```

Contentful | Contentful

https://app.contentful.com/spaces/dkuja9bpqvhg/content_types/table/fields 110%

Most Visited | Programming Cheat... | Contentful | Games | Misc | Personal | Contentful

Shy's DevRel Playground
ti4
master

Space home | Content model | Content | Media | Settings

Table Edit

Actions | Save

Fields (2) | JSON preview

Ab Sign & Table Number	Short text	Entry title	Settings •••
{..} game	JSON object		Settings •••

FIELDS

The content type has used 2 out of 50 fields.

Add field

CONTENT TYPE ID

Use this ID to retrieve everything related to this content type via the API.

table

DOCUMENTATION

- Read more about content types in our guide to content modelling.
- To learn more about the various ways of disabling and deleting fields have a look at the field lifecycle.

Programatic Content Model Changes

MIGRATION CLI
ADVANTAGES

01 Repeatable

02 Can be kept in VC

03 Includes sanity checks

04 Perfect for CI

CMS as Code

(automation like a boss)

CAPN CRUNCH
PUBLICSTUFF
PURA VIDA

That’s Great

But what if I want to Discard Test or Preview a Migration?

Space Environments

Shy's DevRel Playground
ti4
branch-preview

Space home | Content model | Content | Media

Environments

ID	Status	Actions
master DEFAULT ENVIRONMENT	READY	Delete
branch-preview	READY	Delete
Youtube-Feature	READY	Delete
New-Component-Model-Test	READY	Delete

MIGRATIONS + ENVIRONMENTS

```
contentful space migration
    --space-id $YOUR_SPACE_ID
    --environment-id $YOUR_ENV_ID
    --access-token $CONTENTFUL_MANAGEMENT_ACCESS_TOKEN
    migration-demo.js
```

GATSBY-CONFIG.JS

```
require("dotenv").config({
  path: `.env`,
})
module.exports = {
    plugins: [{
        resolve: `gatsby-source-contentful`,
        options: {
            spaceId: process.env.spaceId,
            accessToken: process.env.accessToken,
            host: process.env.host
        },
    }, ],
}
```

GATSBY-CONFIG.JS WITH ENVIRONMENTS

```
require("dotenv").config({
  path: `.env`,
})
module.exports = {
    plugins: [{
        resolve: `gatsby-source-contentful`,
        options: {
            spaceId: process.env.spaceId,
            accessToken: process.env.accessToken,
            host: process.env.host,
            environments: process.env.environments
        },
    }, ],
}
```

COMBINE WITH NETLIFY FOR DEV PREVIEW

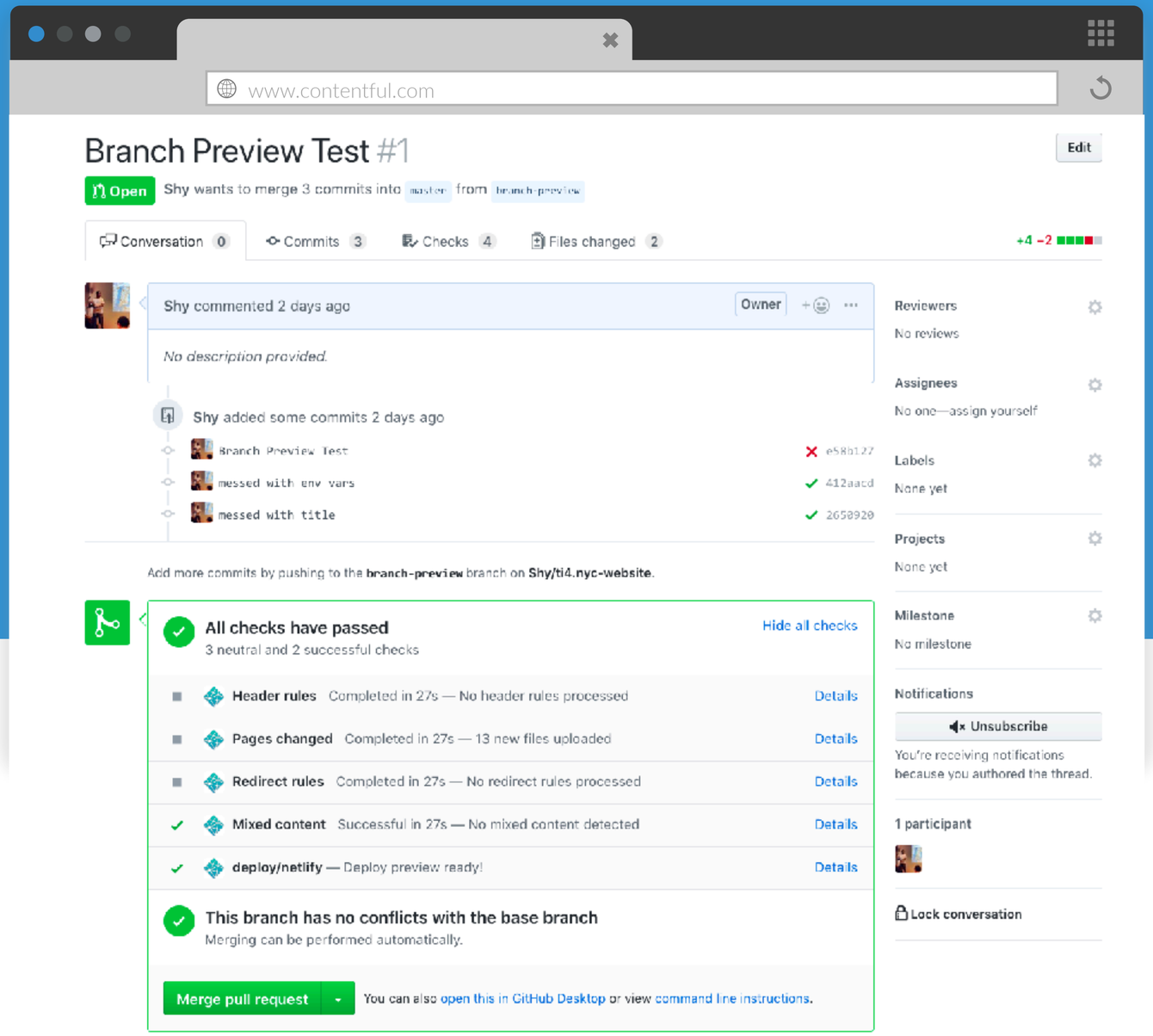

Combine with Netlify for Dev Preview

COMMON USAGE FOR SPACE ENVIRONMENTS

- Local development
- Staging / QA
- Continuous integration

Let’s briefly dig into Continuous Integration

BASIC CI PIPELINE

Build

Test

Deploy

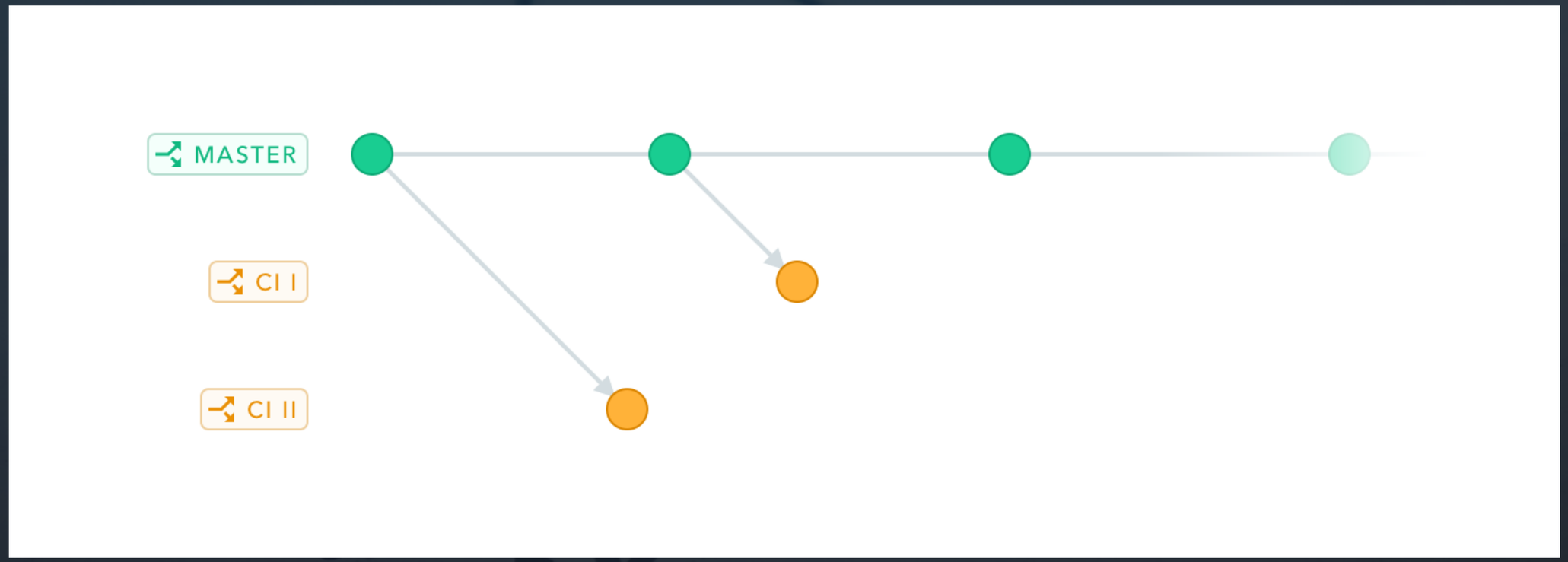
MASTER
CI I
CI II

MIGRATIONS

+

CI PIPELINE

Build

Test

Deploy

MIGRATIONS

+

CI PIPELINE

Build

Create a new environment

Test

Deploy

MIGRATIONS

+

CI PIPELINE

Build

Create a new environment

Migrate new environment

Test

Deploy

MIGRATIONS

+

CI PIPELINE

Build

Create a new environment

Migrate new environment

Test

Deploy

Migrate master environment

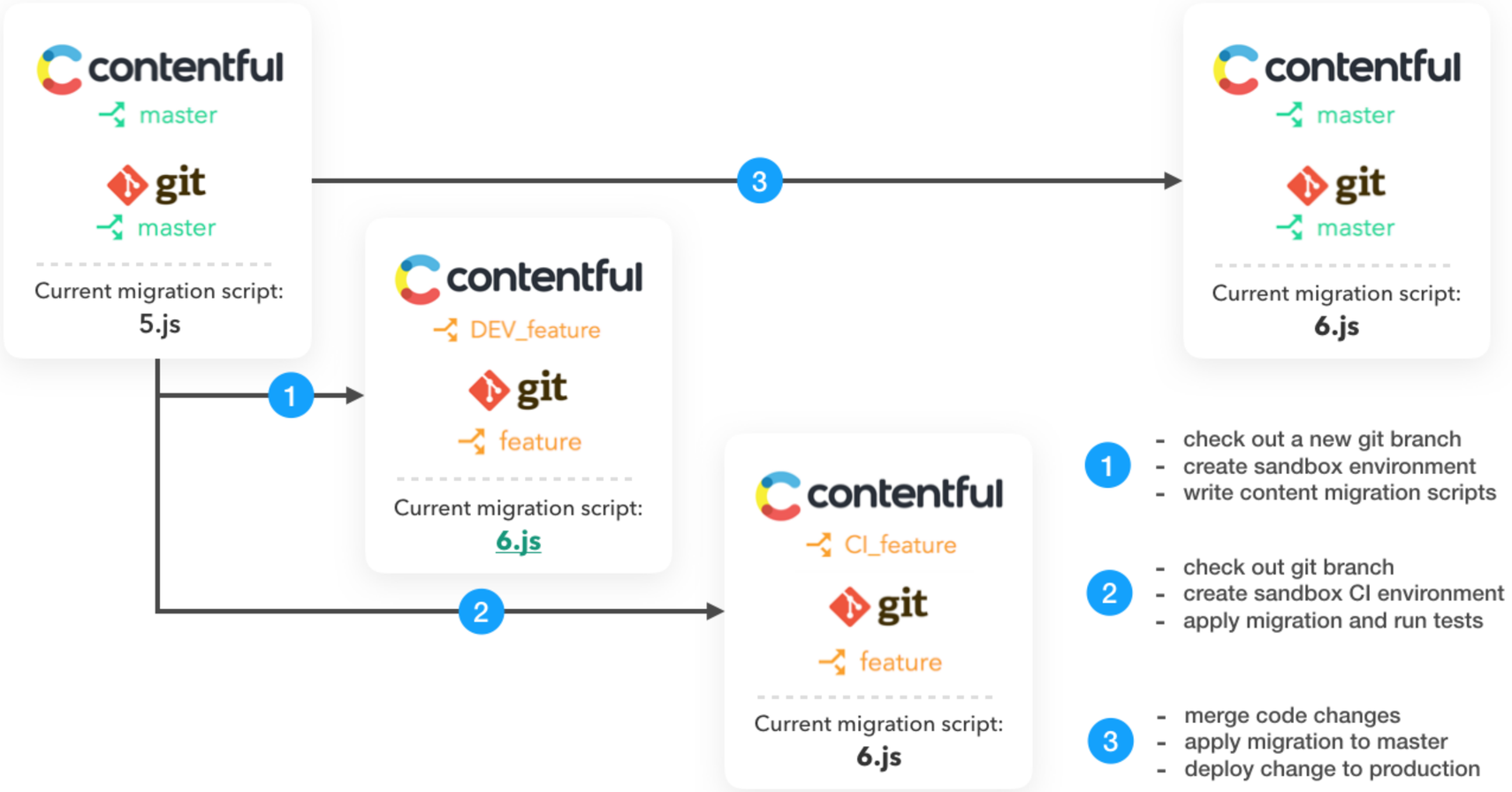
contentful
master
git
master
Current migration script:
5.js
contentful
DEV_feature
git
feature
Current migration script:
6.js
contentful
CI_feature
git
feature
Current migration script:
6.js
contentful
master
git
master
Current migration script:
6.js
1
2
3
1
- check out a new git branch
- create sandbox environment
- write content migration scripts
2
- check out git branch
- create sandbox CI environment
- apply migration and run tests
3
- merge code changes
- apply migration to master
- deploy change to production



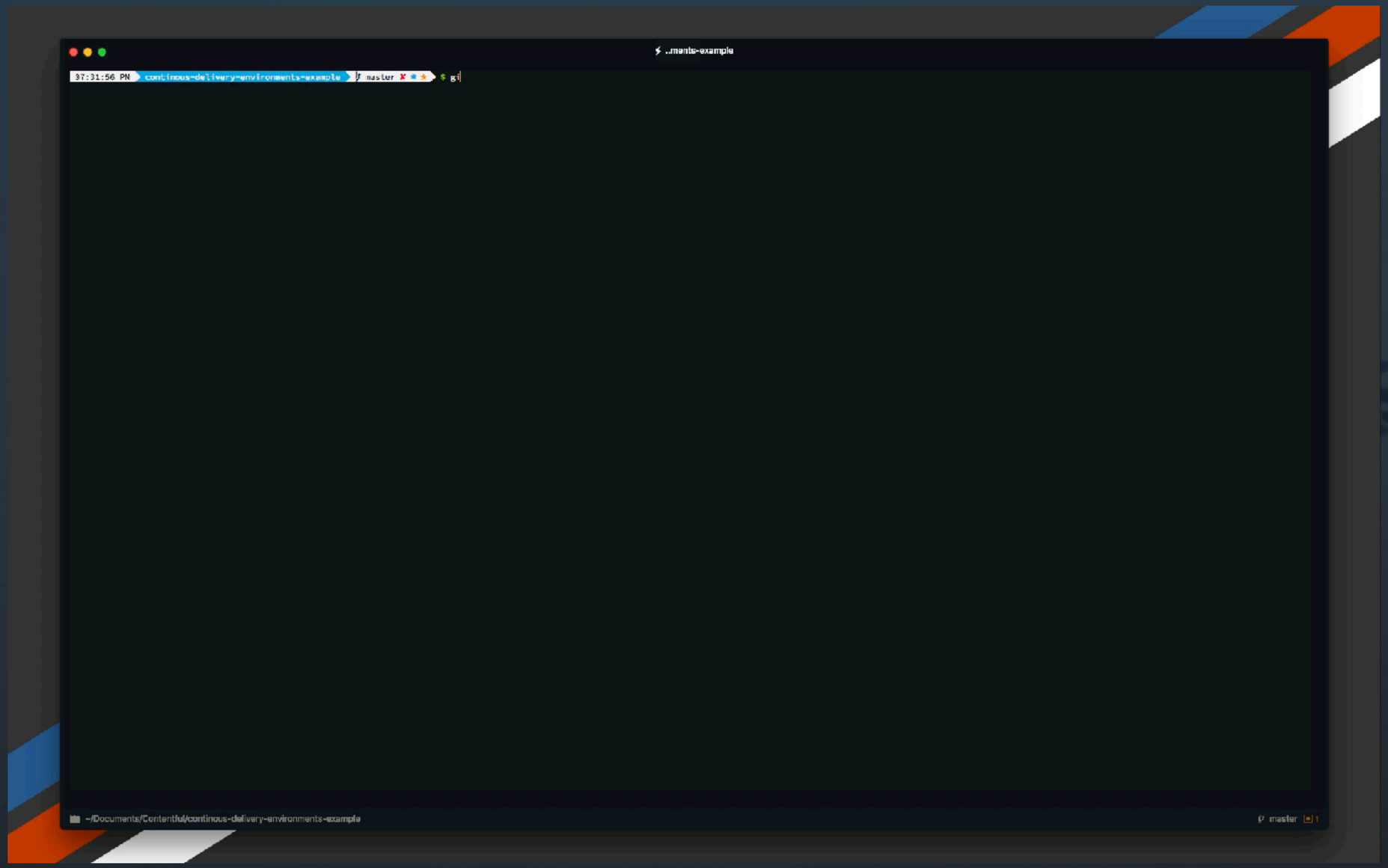
..ments-example
07:31:56 PM
continous-delivery-environments-example
master
$ gi
~/Documents/Contentful/continous-delivery-environments-example
master

GITHUB.COM/CONTENTFUL-LABS/CONTINOUS-DELIVERY-ENVIRONMENTS-EXAMPLE

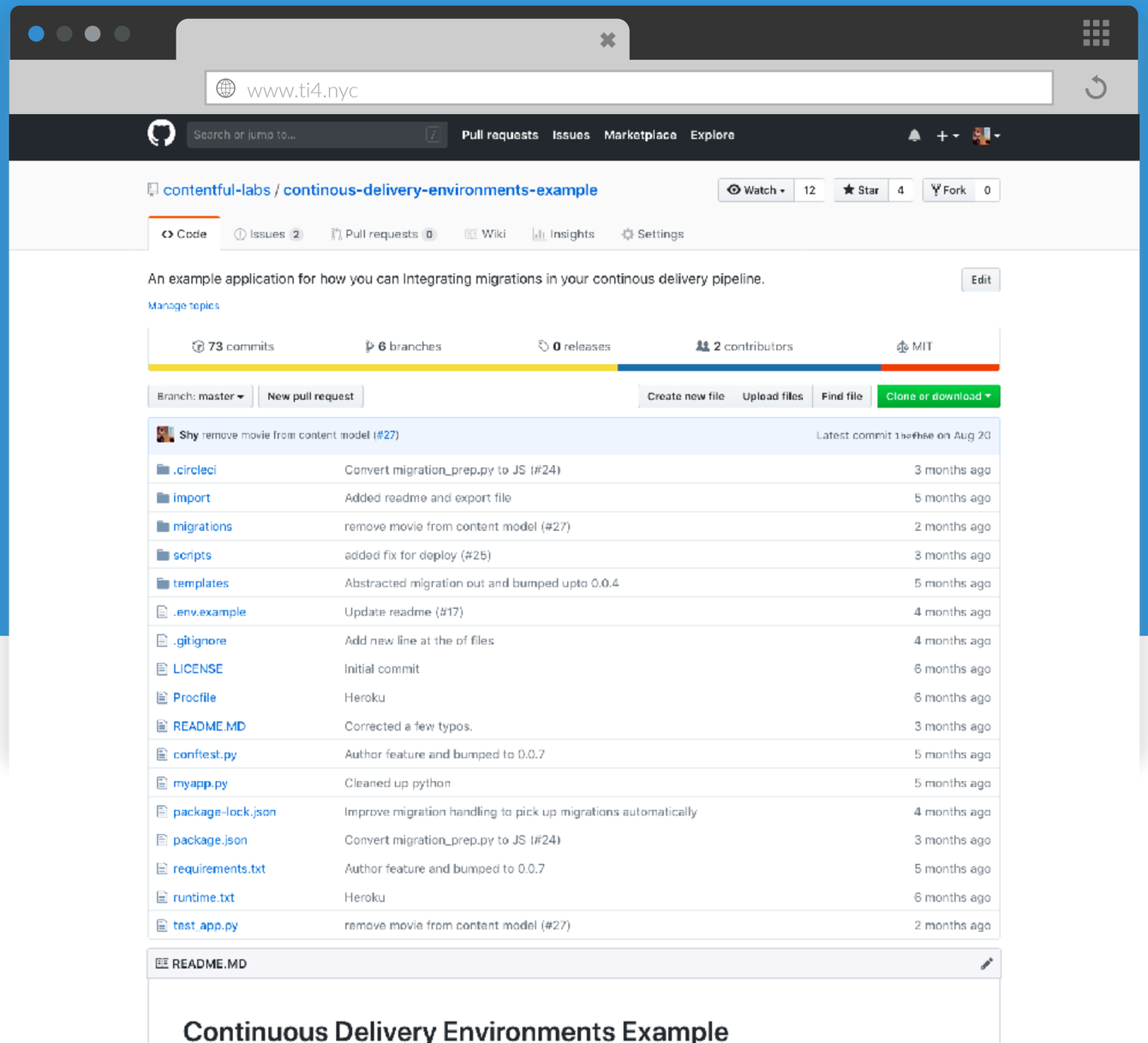

WWW.CHROMAPHOTOBOOTH.COM
contentful
JAMs
conf
I netlify
My head is in the
PUMP UP
For a
Better
Web.
JAMstack_conf 2018
San Francisco · October 29-30
contentful
netlify
Gatsby

Editor Workflows

Developer Workflows

contentful
Don't let a CMS
get in the way of shipping software
Contentful provides a content infrastructure that enables
teams to power content in any digital product

LEGO
NASA APOLLO
SATURN V
14+
21309
1969
pcs/pzs
LEGO IDEAS
netlify
netlify
USA

Shy Ruparel

Developer Evangelist | Contentful

@ShyRuparel

He/Him

Slides: GitHub.com/shy/talks

Background Images: wocintechchat.com