

What's new in Nuxt



NUXTJS



Debbie O'Brien



Head of Learning and Developer Advocate
at NuxtJS



Writer @Ultimate Courses



Teacher @Vue School

Organiser @MallorcaJS, Vue Spain



Experts



Debbie O'Brien



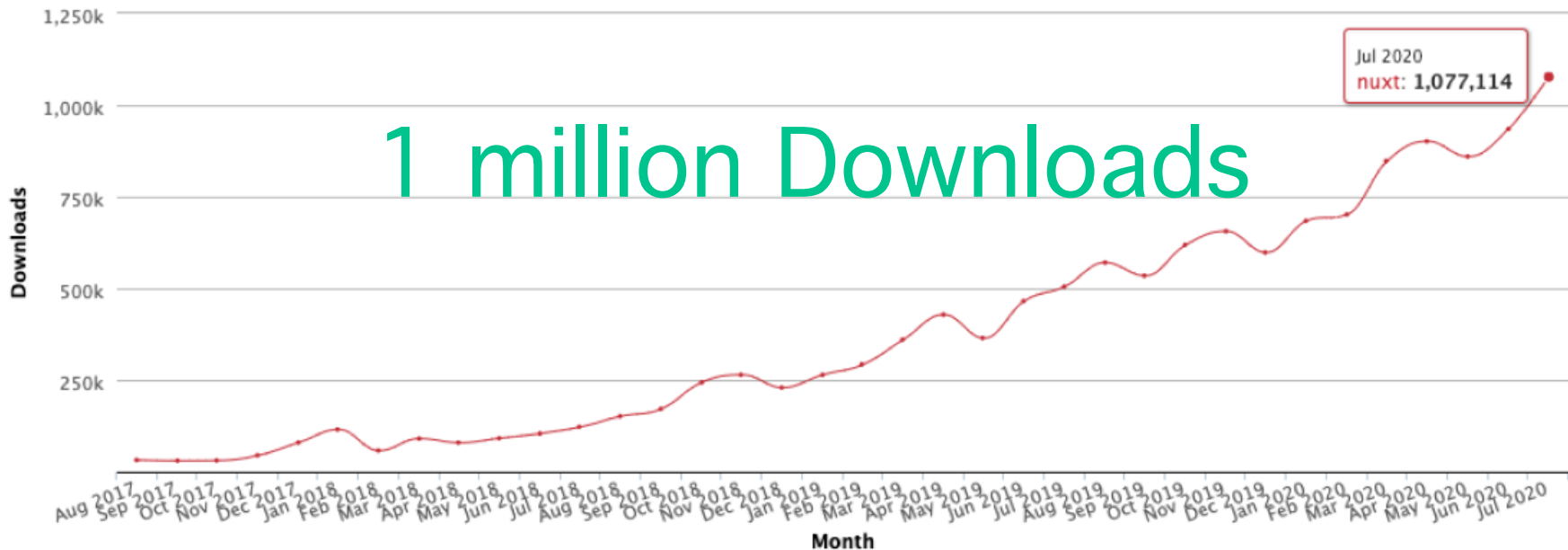
@debs_obrien



NuxtJS

2M Seed Round

Downloads per month
Click and drag in the plot to zoom in





Krutie Patel

Brisbane, Australia



AMBASSADOR



Maya Shavin

Israel



AMBASSADOR



Alba Silvente

Amsterdam, The Netherlands



Josh Deltener

North Dakota, USA



AMBASSADOR



Giraud Florent

Montreal, Canada



AMBASSADOR

Nuxt Ambassadors

NuxtJS Blog

Discover articles from the [NuxtJS Team](#) and [Nuxt.js Community](#) about NuxtJS, tips and tricks included!



Nuxt Static Improvements

With Nuxt.js version 2.13, the full-static mode has been introduced. In addition, a new command `nuxt export` was added to pre-render your pages without triggering a webpack build with the goal to separate the rendering and build process. The only issue was that most Nuxt.js users weren't able to unleash the f...

RELEASE FULL-STATIC FRAMEWORK

 Alexander Lichter  Sébastien Chopin  Pooya Parsa • July 27, 2020 • 5 min read



Create a Blog with Nuxt Content

The Content module is a git files based headless CMS that provides powerful features when it comes to write blogs, documentation sites or just adding content to any regular website. In this post we will go through most of the benefits of this module and discover how we can create a blog with it.

NEXT CONTENT MARKDOWN

 Debbie O'Brien • July 2, 2020 • 25 min read



Articles

Images optimization with Cloudinary

in Nuxt apps by Maya Shavin



How do we use Cloudinary with Nuxt, and what benefits can it bring?

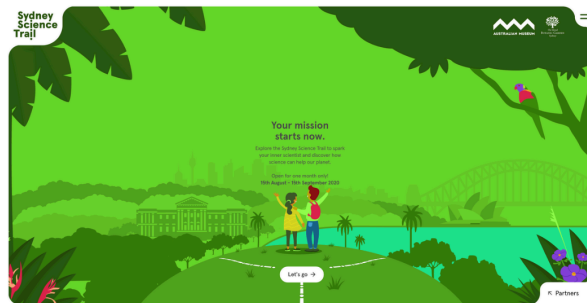
nuxt storybook zero configuration with @nuxtjs/storybook module by

Florent Giraud



Checkout the new full integration of storybook into NuxtJS and see how easy it is to use!

Showcases



Explore the Sydney Science Trail to spark your inner scientist and discover how science can help our planet with this beautifully designed and interactive site built with Nuxt content.

NuxtLetter

New Docs
New guides are live

▼ GET STARTED

Installation

Routing

Directory Structure

Conclusion

Upgrading

> CONCEPTS

> FEATURES

> DIRECTORY STRUCTURE

> CONFIGURATION GLOSSARY

> INTERNALS GLOSSARY

> COMPONENTS GLOSSARY

VERSION 2.14.0

Installation

Prerequisites

Here, you will find information on setting up and running a Nuxt.js project in 4 steps.

i Another way to get started with Nuxt.js is to use [CodeSandbox](#) which is a great way for quickly playing around with Nuxt.js and/or sharing your code with other people.

Node

[node](#) - at least v8.9.0

We recommend you have the latest version installed.

Text editor

Use whatever you like, but we recommend [VSCode](#).

Terminal

Use whatever you like, but we recommend using VSCode's [integrated terminal](#).

ON THIS PAGE

Prerequisites

Node

Text editor

Terminal

Starting from scratch

Set up your project

Install nuxt

Create your first page


Start the project

Bonus step

Using create-nuxt-app

```
index.vue
1 <template>
2   <main>
3     <TheNavigation />
4     
5     <h1>Hello Nuxters! 🙌</h1>
6   </main>
7 </template>
8
9
10
```

Home page Fun page More Fun page



Hello Nuxters! 🙌

Open Sandbox

Terminal Console Problems

Nuxt Plugins

Nuxt v2.14.1
August 2020

3 ways to extend functionalities of Nuxt app using plugins

`$root` refers to root Vue instance.

make functions or values available on client-side and server-side

1
injected in `$root` & context

```
//plugins/hello.js
export default (context, inject) =>
{
  inject('hello', msg => console.log(msg))
}

access hello on:
client-side: this.$hello('mounted')
server-side: $hello('asyncData')
```

use Vue plugins in your Nuxt application

2
Vue plugin

```
//plugins/vue-tooltip.js
import Vue from 'vue'
import VTooltip from 'v-tooltip'
Vue.use(VTooltip)
```

`context` refers to Nuxt context. You can access keys like `app`, `store`, etc. And `inject` is a method: `inject(key, value)`

use external packages/modules in your Nuxt application

3
External packages or modules

```
// plugins/axios.js
export default function ({ $axios, redirect }) {
  $axios.onError(error => {
    if(error.response.status === 404) {
      redirect('/sorry')
    }
  })
}
```


Docs

English, Spanish, Portuguese, French

Chinese, Japanese, Korean

Indonesian, Persian, Russian

....

nuxtjs.org website translations

Updated 4 days ago

Filter cards

+ Add cards Fullscreen Menu

4 To do

- [Russian] translate new guides**
 - 0 of 91
 - #548 opened by debs-obrien
 - good first issue help wanted translations
- [Chinese] translate new guides**
 - 0 of 91
 - #547 opened by debs-obrien
 - good first issue help wanted translations
- [Turkish] translate new guides**
 - 2 of 91
 - #560 opened by debs-obrien
 - good first issue help wanted translations
- [Vietnamese] translate new guides**
 - 0 of 91
 - #580 opened by debs-obrien
 - good first issue help wanted translations

Automated as To do Manage

6 In progress

- [Indonesian] translate new guides**
 - 11 of 91
 - #549 opened by debs-obrien
 - good first issue help wanted translations
- [Korean]: translate new guides**
 - 7 of 91
 - #546 opened by debs-obrien
 - good first issue help wanted translations
- [Persian/Farsi (فارسی)] translate new guides**
 - 12 of 91
 - #555 opened by debs-obrien
 - good first issue help wanted translations
- [Japanese] translate new guides**
 - 1 of 91
 - #544 opened by debs-obrien
 - good first issue help wanted translations
- [Spanish] translate new guides**
 - 67 of 91
 - #543 opened by debs-obrien
 - good first issue help wanted translations
- [French] translate new guides**

Automated as In progress Manage

0 Review in progress

Automated as In progress Manage

0 Reviewer approved

Automated as In progress Manage

0 Done

Automated as Done Manage

nuxtjs.org website Updated 6 hours ago

Filter cards

Add cards Fullscreen

In discussion

- Document module+runtimeConfig integration #532 opened by pi0 docs
- docs(eslint-loader): use cache #470 opened by iliyaZelenko
- Document asyncData/fetch + mixin = overwritten #533 opened by hecktarzuli docs
- Add "style guide" to docs #358 opened by FloEdelmann feature-request
- Add RSS Feed to Blog #347 opened by impressivewebs feature-request
- Add prettier? #313 opened by bdrtsky feature-request
- v-bind="\$attrs" does not seem to work in components #297 opened by asolopovas bug-report

Automated as To do Manage

To do

- Document standalone mode #499 opened by mannil docs
- Documentation: Add docs for debugging nuxt.js #479 opened by blowsie docs feature-request
- Documentation: Add docs for using nuxt-start #498 opened by blowsie docs

Automated as To do Manage

In progress

- [dev] modules diagram improvements #400 opened by pi0 enhancement
- [dev] publish assets in an open format #398 opened by pi0 enhancement
- [dev] use svg for vectors and diagrams #397 opened by pi0 cmtly:question enhancement

Automated as In progress Manage

Review in progress

Automated as In progress Manage

Reviewer approved

Automated as In progress Manage

nuxtjs.org website roadmap

Updated now

Filter cards

+ Add cards Fullscreen

8 2nd quarter (2020) + ...

- Discover section - create content ...
Added by debs-obrien
- create quiz for each chapter of each book in documentation ...
Added by debs-obrien
- create code sandboxes for each chapter of documentation ...
Added by debs-obrien
- create video scripts for all lessons for each chapter ...
Added by debs-obrien
- new blog post (monthly) ...
Added by debs-obrien
- Change architecture to use content module ...
Added by debs-obrien
- Rework guide and api of docs into books ...
Added by debs-obrien

9 3rd quarter (2020) + ...

- Improve documentation for static and SSR ...
Added by debs-obrien
- update modules to use new content theme ...
Added by debs-obrien
- create tips for loading screen ...
Added by debs-obrien
- Add Cypress testing for site ...
Added by debs-obrien
- Ambassadors program and modify team page ...
Added by debs-obrien
- Encourage translations for new guides for each language ...
Added by debs-obrien
- new blog post (monthly) ...
Added by debs-obrien
- resources section: ...

5 4th quarter (2020) + ...

- modify partner pages ...
Added by debs-obrien
- release translations of new languages for new guides ...
Added by debs-obrien
- new blog post (monthly) ...
Added by debs-obrien
- update modules to use new content theme ...
Added by debs-obrien
- release resources section ...
Added by debs-obrien

0 1st quarter 2021 + ...

18 Todo + ...

- Create deployment section in resources ...
Added by debs-obrien
- Create Examples section in resources ...
Added by debs-obrien
- Create Nuxt workshops for Nuxt academy ...
Added by debs-obrien
- Create community section of website ...
Added by debs-obrien
- create community section of website ...
Added by debs-obrien
- create campfire section of website ...
Added by debs-obrien
- documentation for Nuxt 3 ...
Added by debs-obrien
- release tips for loading screen ...
Added by debs-obrien

New Architecture

Content Module

Nuxt v2.14

Auto import components

Smart Generate

Crawler

Live Preview

Docs

Resources section

Modules and Examples

Nuxt Quiz

Nuxt Videos

Website

New Design

Coming soon.....

More Nuxt Modules



nuxt/tailwind

The Tailwind CSS module for Nuxt





nuxt/cloudinary

Cloudinary integration for Nuxt





nuxt/sanity

Access text, images, and other media
with Nuxt and the Sanity headless CMS.





nuxt/prismic

Easily connect Prismic to Nuxt





nuxt/strapi

The Strapi module for Nuxt





nuxt/storybook

Storybook integration for Nuxt





PWA

nuxt/pwa

Zero config PWA solution for Nuxt

PWA





nuxt/mdx

Write JSX in your Markdown with Nuxt





nuxt/content

The Git-based headless CMS for Nuxt





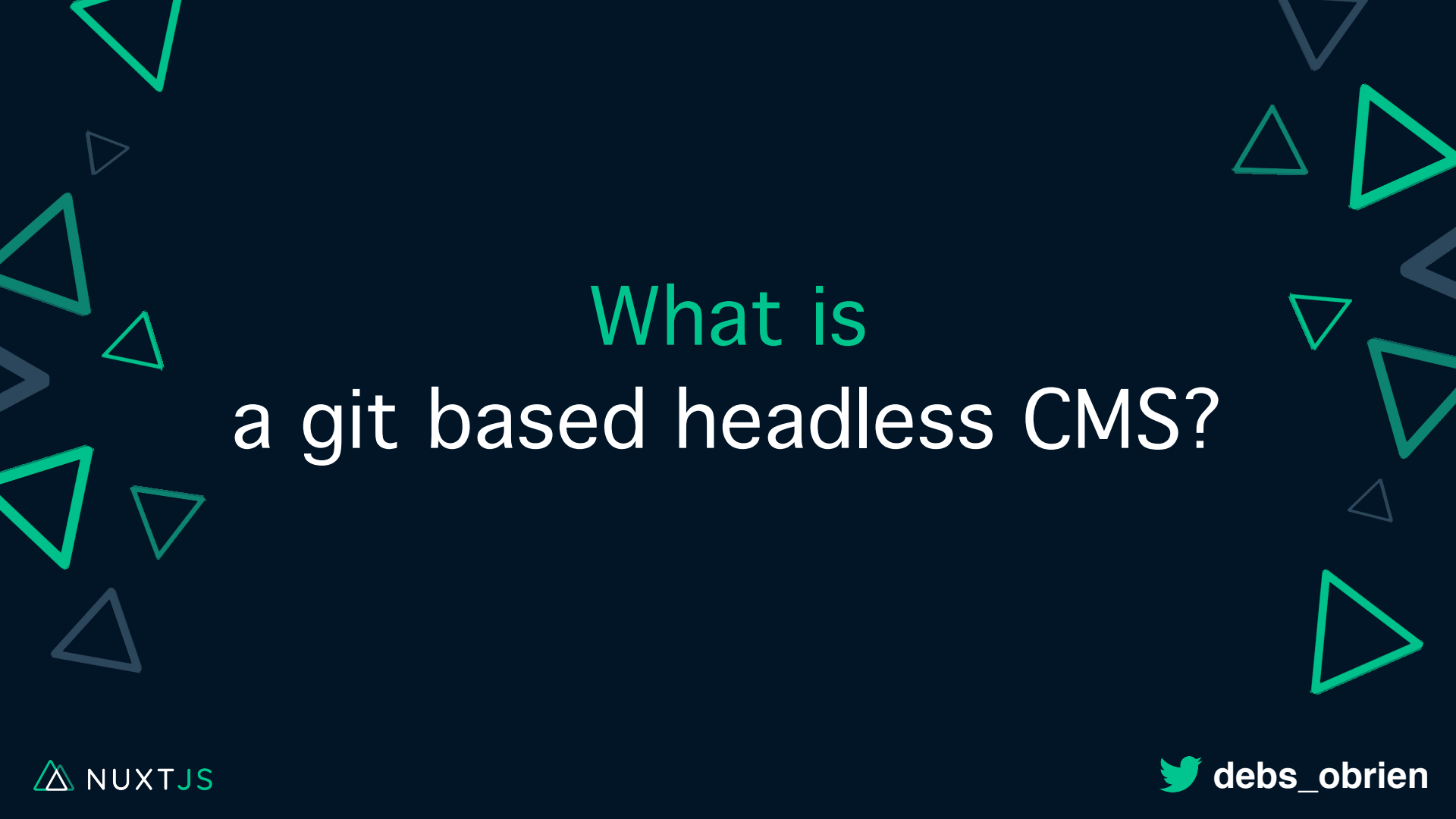
Content Module

78K+ downloads



Content Module

a git based headless CMS



What is a git based headless CMS?












Content

App



Goodbye

Wordpress

Storyblok

Prismic

Strapi

Sanity

What's next

What's next

Git courses for all the marketing team

Git courses for all management

Git courses for my mother

Git courses for everyone

Git Cheat Sheet

Git: configurations

```
$ git config --global user.name "FirstName LastName"  
$ git config --global user.email "your-email@email-provider.com"  
$ git config --global color.ui true  
$ git config --list
```

Git: starting a repository

```
$ git init  
$ git status
```

Git: staging files

```
$ git add <file-name>  
$ git add <file-name> <another-file-name> <yet-another-file-name>  
$ git add .  
$ git add --all  
$ git add -A  
$ git rm --cached <file-name>  
$ git reset <file-name>
```

Git: committing to a repository

```
$ git commit -m "Add three files"  
$ git reset --soft HEAD^  
$ git commit --amend -m <enter your message>
```

```
remote: Resolving deltas: 100% (8/8), completed with 8 local objects.
remote:
remote: Create a pull request for 'fix/docs-static' on GitHub by visiting:
remote:   https://github.com/nuxt/nuxtjs.org/pull/new/fix/docs-static
remote:
To github.com:nuxt/nuxtjs.org.git
 * [new branch]      fix/docs-static -> fix/docs-static
Branch 'fix/docs-static' set up to track remote branch 'fix/docs-static' from 'origin'.
debbieobrien@MacBook-Pro nuxtjs.org % gh pr status
Notice: authentication required
Press Enter to open github.com in your browser...
Authentication complete. Press Enter to continue...
```


Git Crash Course



git



2 kinds of people



Content Module

No login

No user interface

No nice save button

What the hell does it have



Content Folder

Markdown

JSON

YAML

CSV

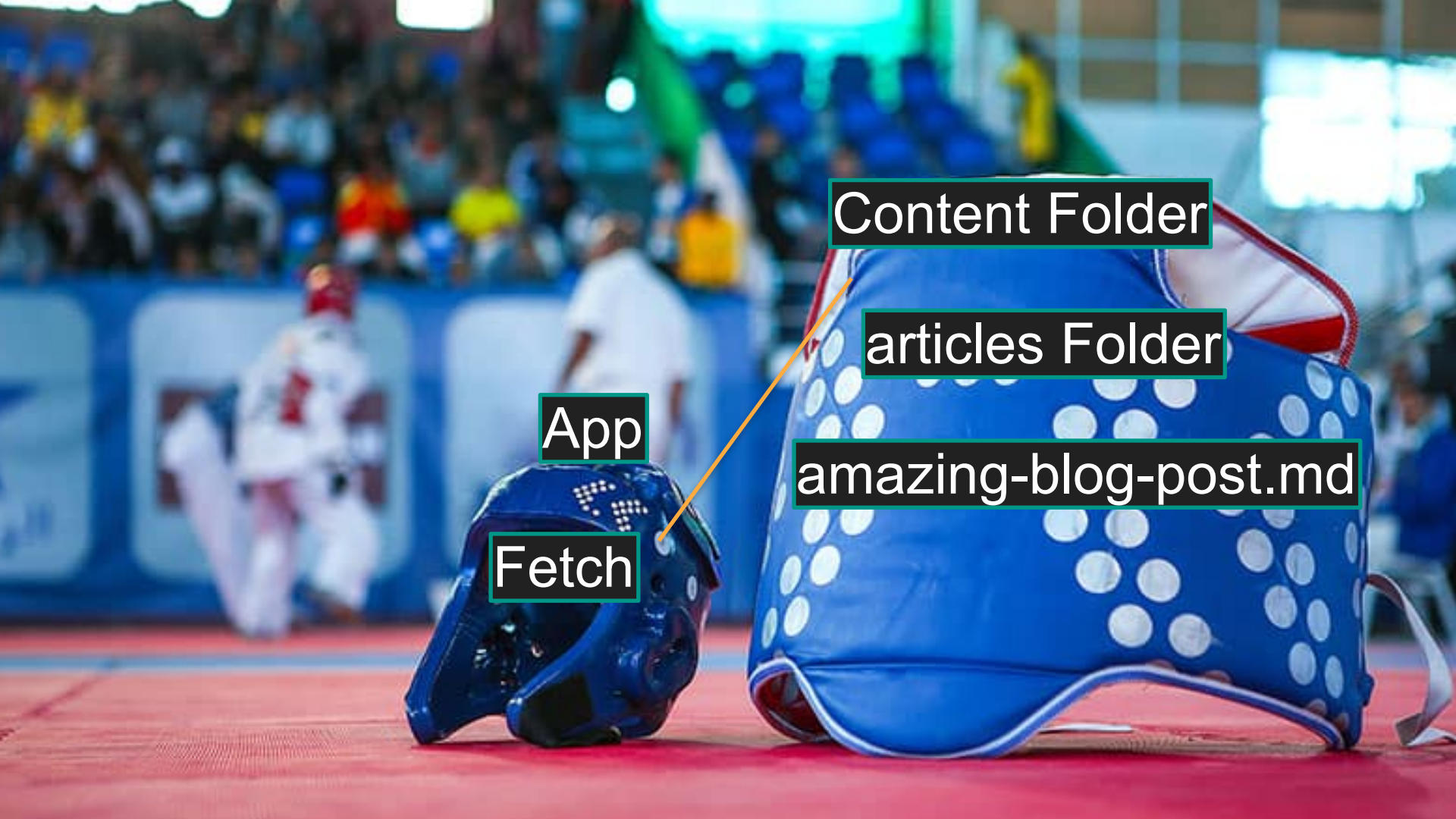
App

content/articles/amazing-blog-post.md

```
---  
title: My amazing blog post  
description: why using content is amazing  
---
```

Writing direct in Markdown in the content folder

How do we access
our content?



Content Folder

articles Folder

amazing-blog-post.md

App

Fetch

For dynamic
pages

Important

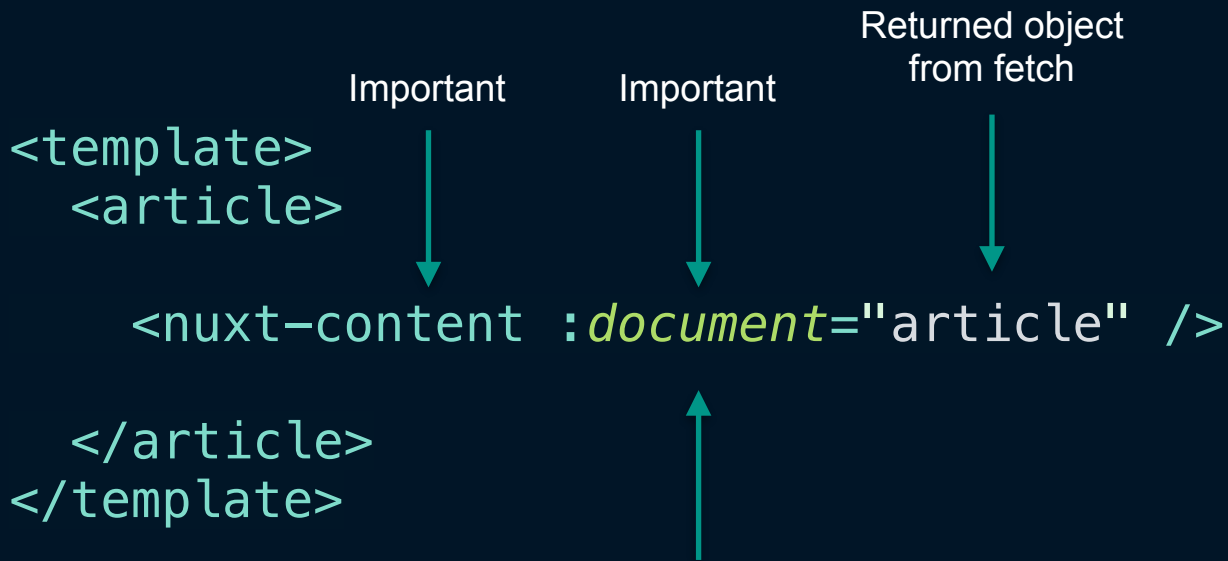
Folder inside
content

slug=filename

```
<script>
  export default {
    async asyncData({ $content, params }) {
      const article = await $content('articles', params.slug)
        .fetch()

      return { article }
    }
  }
</script>
```

My amazing blog post



This is what is inside the body
of the markdown file

Writing direct in Markdown in the content folder

```
---  
title: My amazing blog post  
description: why using content is amazing  
---
```

Title from yaml

Description from yaml

```
<template>  
<article>
```

```
<h1>{{ article.title }}</h1>
```

```
<p>{{ article.description }}</p>
```

```
<nuxt-content :document="article" />
```

```
</article>  
</template>
```

```
<script>
  export default {
    async asyncData({ $content, params }) {
      const articles = await $content('articles', params.slug)

      .only(['title'])

      .sortBy('title', 'asc')

      .fetch()

      return {
        articles
      }
    }
  }
</script>
```

```
<script>
  export default {
    async asyncData({ $content, params }) {
      const articles = await $content('articles', params.slug)

      .where({
        'author.name': {
          $regex: [params.author, 'i']
        }
      })

      .without('body')

      .fetch()

      return {
        articles
      }
    }
  }
</script>
```

Features

Prev and Next

Table of Contents

Code blocks

Vue Components

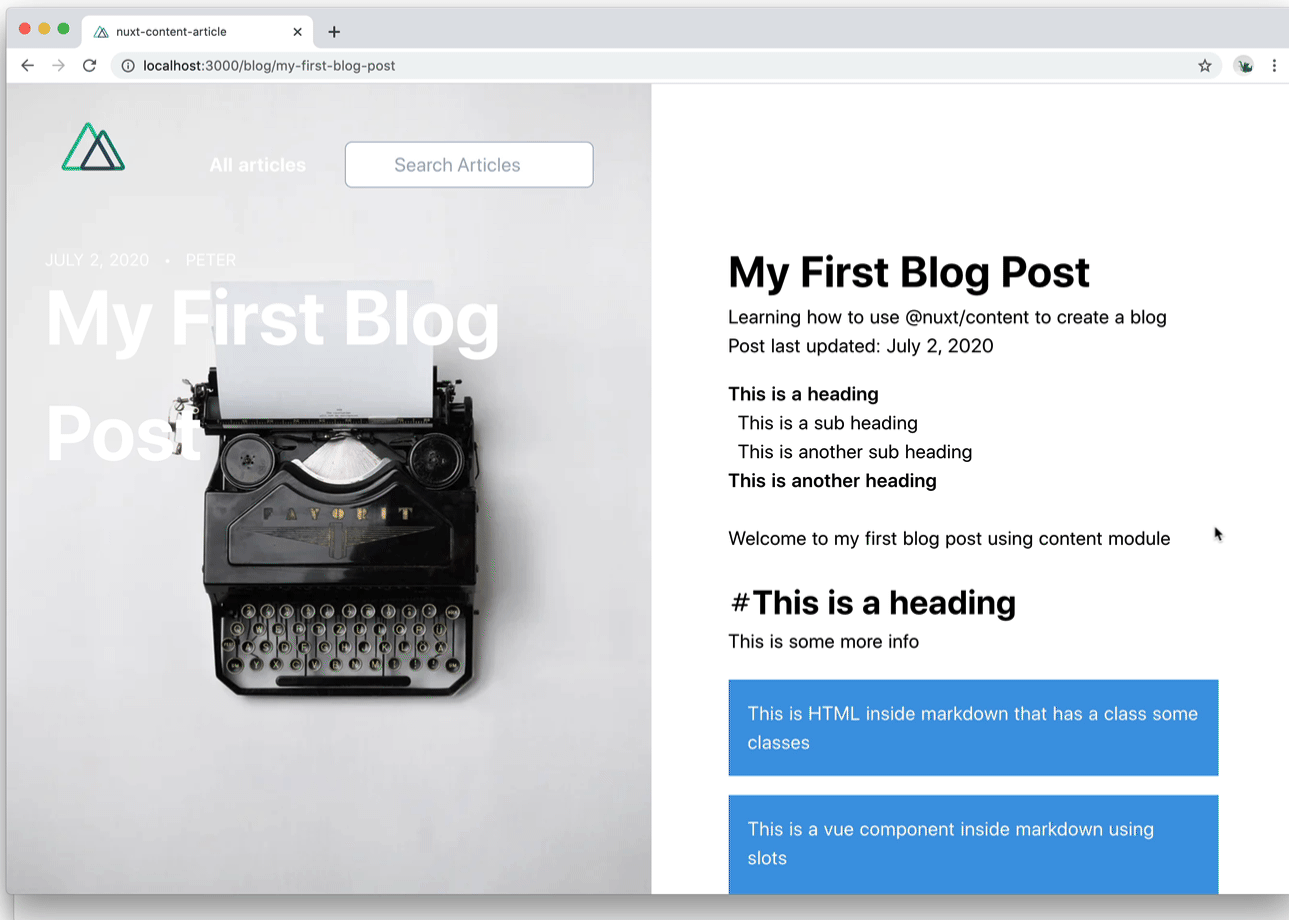
Features

Style your content

Add a search field

Live Edit





All articles

Search Articles

JULY 2, 2020 • PETER

My First Blog Post



My First Blog Post

Learning how to use @nuxt/content to create a blog

Post last updated: July 2, 2020

This is a heading

This is a sub heading

This is another sub heading

This is another heading

Welcome to my first blog post using content module

This is a heading

This is some more info

This is HTML inside markdown that has a class some classes

This is a vue component inside markdown using slots

Snippets

Search

Pagination

Table of contents

Dynamic routing

And there's more



GETTY IMAGES



Content Docs Theme

yarn create nuxt-content-docs <project-name>

Features

Content folder

Static folder

Tailwind config

Easily add i18n

Sort by category



Out of the Box

[Table of contents](#)

[Previous and Next](#)

[Search](#)

[Light and Dark mode](#)

[Link to edit page on Github](#)

[Version and release notes](#)

Components

Alert

List

Badge

Code Group

Code Block


CodeSandbox

Alert

```
<alert>
```

```
Check out an info alert with a codeblock and a \[link\]\(/themes/docs\)
```

```
</alert>
```

 Check out an info alert with a `codeblock` and a [link!](#)

List

```
---  
items:  
  - Item1  
  - Item2  
  - Item3  
---  
  
<list :items="items"></list>
```

- ✔ Item1
- ✔ Item2
- ✔ Item3

Badge

```
<badge>v1.2+</badge>
```

v1.2+

Code Group

```
<code-group>
  <code-block label="Yarn" active>

  ```bash
 yarn add @nuxt/content-theme-docs
  ```

</code-block>
<code-block label="NPM">

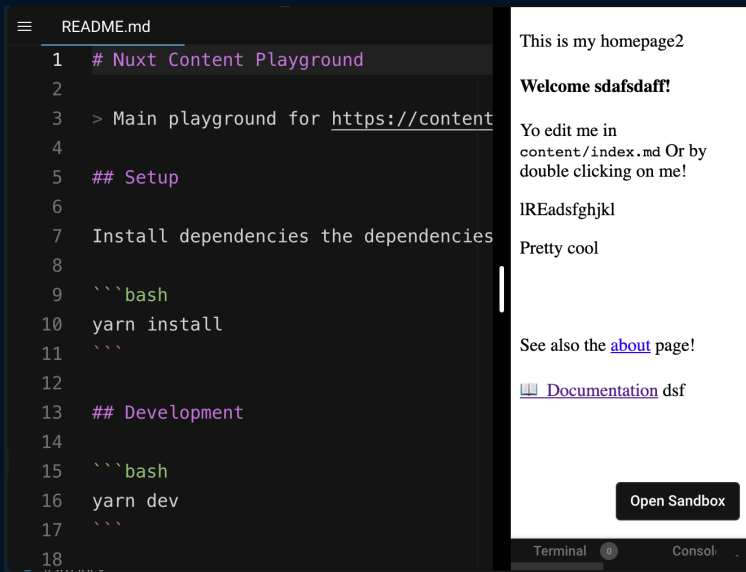
  ```bash
 npm install @nuxt/content-theme-docs
  ```

</code-block>
</code-group>
```

```
Yarn  NPM
-----
yarn add @nuxt/content-theme-docs
```

Code Sandbox

```
---  
link: https://codesandbox.io/embed/nuxt-content-1164h?hidenavigatio  
---  
<code-sandbox :src="link"></code-sandbox>
```



The screenshot displays a CodeSandbox interface. On the left, a dark-themed editor shows a file named 'README.md' with the following content:

```
1 # Nuxt Content Playground  
2  
3 > Main playground for https://content  
4  
5 ## Setup  
6  
7 Install dependencies the dependencies  
8  
9 ```bash  
10 yarn install  
11 ```  
12  
13 ## Development  
14  
15 ```bash  
16 yarn dev  
17 ```  
18
```

On the right, a light-themed preview window shows the rendered content:

This is my homepage2

Welcome sdafsdaff!

Yo edit me in `content/index.md` Or by double clicking on me!

IREadsfghjkl

Pretty cool

See also the [about](#) page!

[📖 Documentation dsf](#)

At the bottom right of the preview window is a button labeled 'Open Sandbox'. Below the preview window, there are tabs for 'Terminal' and 'Console'.

[Introduction](#)

GUIDE

[Setup](#)[Tailwind Config](#)[Options](#)

EXAMPLES

[Basic Usage](#)[Dark Mode](#)[Tailwind UI](#)

COMMUNITY

[Releases](#)

Introduction



nuxt/tailwind

The Tailwind CSS module for Nuxt



Add [Tailwind CSS](#) to your [Nuxt](#) application in seconds.

Features

-  Zero configuration to start

ON THIS PAGE

[Features](#)[Video](#)



You can configure the paths in the [module options](#).

Learn more about overwriting the Tailwind configuration in the [Tailwind Config](#) section.

Options

You can customize the module behaviour by using the `tailwindcss` property in `nuxt.config.js`:

```
export default {  
  tailwindcss: {  
    // Options  
  }  
}
```

`nuxt.config.js`

See the [module options](#).

Edit this page on GitHub [↗](#)

[← Introduction](#)

[Tailwind Config →](#)



Khaama Press | www.khaama.com

Where do I start?

yarn create nuxt-content-docs <project-name>

content.nuxtjs.org





**STOP WAITING
FOR THINGS
TO HAPPEN.
GO OUT AND
MAKE THEM
HAPPEN.**

Taekwondo News

Welcome to Content

Welcome to Nuxt

Thank you

Debbie O'Brien



**Head of Learning
Developer Advocate
Teacher
Open Source Contributor**

