



**HUMAN  
CONNECTIONS  
IN A DIGITAL  
WORLD**

SITECORE®  
**SYMPOSIUM**  
2019

## Three key improvements we made in SXA

Presented by:  
Adam Najmanowicz  
Mark van Aalst

Date:  
November 5, 2019



# The Fine Print

This presentation contains forward looking statements about products and services not yet released by Sitecore. Our product and service offerings, future updates or other planned modifications are subject to ongoing evaluation by Sitecore and subject to change.

This information is provided without warranty of any kind, express or implied. Customers who purchase Sitecore offerings should make their purchase decision based upon features that are currently available.



SITECORE®  
**SYMPOSIUM**  
2019

[#SitecoreSYM](#)

SITECORE®  
**SYMPOSIUM**  
2019

It has been a while  
since we talked

#SitecoreSYM

© 2001-2019 Sitecore Corporation A/S. Sitecore® and Own the Experience® are registered trademarks of Sitecore Corporation A/S. All other brand names are the property of their respective owners.



# Highlights

**1.8** Component rendering in rendering variants

Bootstrap 4

New wireframe theme

Wireframe and grayscale mode

**1.9** Rule based paged design

Content Hub DAM integration

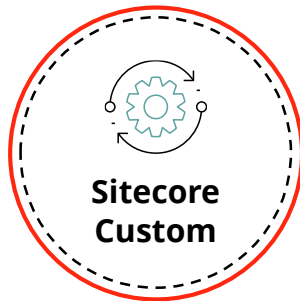
JSS Integration

Component creation wizard



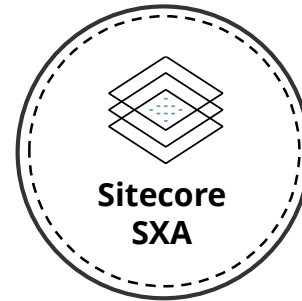
SITECORE®  
**SYMPOSIUM**  
2019

[#SitecoreSYM](#)



**Sitecore  
Custom**

**Fully customizable,  
integrated and scaled  
solutions on a .NET MVC core**



**Sitecore  
SXA**

**Drag-and-drop componentry extended  
to meet business needs or designs  
for accelerated builds**



**Sitecore  
JSS**

**Fully fledged headless  
Sitecore solutions made through JavaScript  
frameworks**

# Sitecore Implementation Approaches



**Drag-and-drop componentry extended  
to meet business needs or designs  
for accelerated builds**

**Fully fledged headless  
Sitecore solutions made through JavaScript  
frameworks**

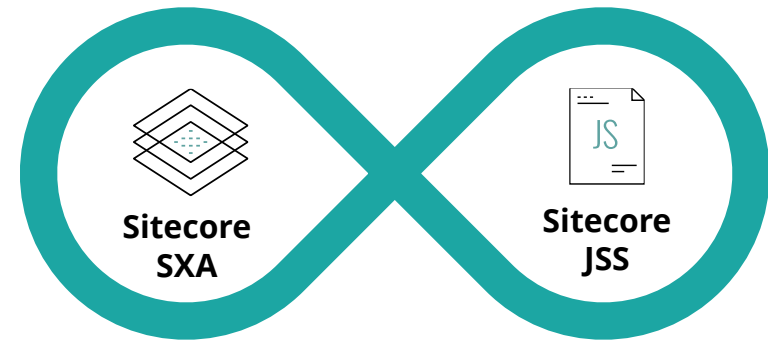
# Sitecore Implementation Approaches



**Drag-and-drop componentry extended  
to meet business needs or designs  
for accelerated builds**

**Fully fledged headless  
Sitecore solutions made through JavaScript  
frameworks**

- Fully integrated with JSS and allows for scaffolding and hosting JSS Apps within SXA/JSS Tenants and Sites.
- Full separation of presentation from content
  - Partial Designs
  - Page Designs
- Enterprise level management of JSS Apps including
  - Shared and page relative data sources
  - Cross site content sharing
  - Cross-site presentation sharing using Page Designs and Partial Designs
  - Component reusability across sites - tenant scoped components
  - Cross-site linking
  - local:, page:, code:, field: data sources syntax







# SXA 1.10

SITECORE®  
**SYMPOSIUM**  
2019

[#SitecoreSYM](#)



# SXA 9.3

SITECORE®  
**SYMPOSIUM**  
2019

[#SitecoreSYM](#)



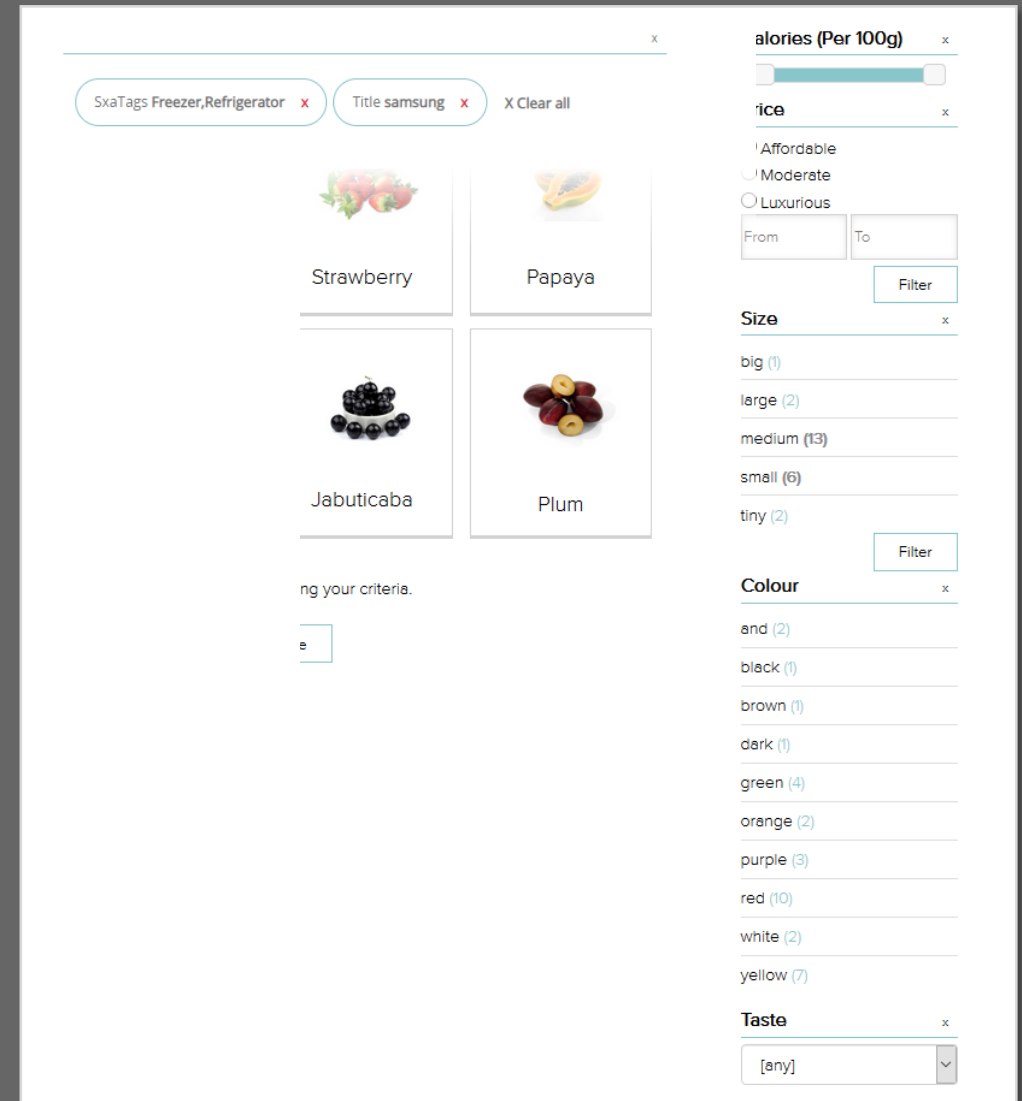
SITECORE®  
**SYMPOSIUM**  
2019

# Additional search components



## SXA 9.3 features two additional search focused components:

- Aggregated facet filter — enables the creation of facet filter sets, dynamically showing and hiding sub-components based on content available in Search Results.
- Facet summary — shows the selected facets and enables the removal of undesired filters from the search context.



**Example:**

**Simple aggregated  
search filter and facet  
summary**



**HUMAN  
CONNECTIONS  
IN A DIGITAL  
WORLD**

## Standard search page

Calories (Per 100g) x



Size x

big (1)

large (2)

medium (13)

small (6)

tiny (2)

Filter

Colour x

and (2)

black (1)

brown (1)

dark (1)

green (4)

orange (2)

purple (3)

red (10)

white (2)

yellow (7)



Order by Calories Ascending v

This are the 24 fruits that meet your criteria:



Lemon



Watermelon



Strawberry



Peach



Grapefruit



Jabuticaba



Orange



Pineapple



Apple

## The actual component

## Configuration:

- Rendering Variants
  - Aggregated Facet Filter
    - Default
      - Filter Checklist - SxaTags
      - Filter Checklist - Fruit Size
      - Filter Checklist - FruitColour

The screenshot displays a search interface with a filter configuration on the left and a grid of fruit results on the right. The filter configuration includes a 'Calories (Per 100g)' slider and a 'Size' dropdown menu. The 'Size' dropdown is highlighted with a red border and contains the following options: big (1), large (2), medium (13), small (6), tiny (2). A 'Filter' button is visible next to the dropdown. The grid of results shows 24 fruits arranged in a 4x3 grid, with the following items: Lemon, Watermelon, Strawberry, Peach, Grapefruit, Jabuticaba, Orange, Pineapple, and Apple. The text 'This are the 24 fruits that meet your criteria:' is displayed above the grid. The 'Order by' dropdown is set to 'Calories Ascending'.

Calories (Per 100g) x

Order by Calories Ascending v

This are the 24 fruits that meet your criteria:

Size x

big (1)

large (2)

medium (13)

small (6)

tiny (2)

Filter

Aggregated search filter

Lemon

Watermelon

Strawberry

Peach

Grapefruit

Jabuticaba

Orange

Pineapple

Apple

## Applying a filter

**Calories (Per 100g)** x

**Size** x

- big (1)
- large (2)
- medium (13)
- small (6)
- tiny (2)

**Colour** x

- and (2)
- black (1)
- brown (1)
- dark (1)
- green (4)
- orange (2)
- purple (3)
- red (10)
- white (2)
- yellow (7)



Order by

This are the 24 fruits that meet your criteria:





## Facet Summary

- Lists all the applied filters from the aggregated search filter
- Remove single or all applied filters

**Selected filters**

Fruit Colour **green** x

x Clear all facets

**Calories (Per 100g)** x

**Size** x

**big (1)**

medium (3)

**Colour** x

and (2)

black (1)

brown (1)

dark (1)

**green (4)**

orange (2)

purple (3)

red (10)

white (2)



Order by

This are the 4 fruits that meet your criteria:



## Facet Summary

- Lists all the applied filters from the aggregated search filter
- Remove single or all applied filters

**Selected filters**

Fruit Colour **green** x

Size **big** x

x Clear all facets

**Calories (Per 100g)** x

**Size** x

**big (1)**

medium (3) Filter

**Colour** x

**green (1)**

red (1)

**Taste** x

[any] v



Order by Calories Ascending v

This are the 1 fruits that meet your criteria:





SITECORE®  
**SYMPOSIUM**  
2019

# Frontend Development



- SXA JavaScript APIs are now fully documented
- Documentation will be published with 9.3 release

The screenshot shows a web-based API documentation page for the `ApiModel` class. On the left, a sidebar lists various classes and their methods. The main content area displays the details for `ApiModel`, including its inheritance from `Backbone.Model` and two methods: `new ApiModel()` and `getData(properties)`. The `getData` method is described as making an ajax request and calling a callback on success, with a parameter table showing `properties` of type `Object`. The `getPrameterByName(name, url) → {string}` method is described as getting the value of a parameter from a url, with a parameter table showing `name` (String) and `url` (String).

Home

**CLASSES**

- ApiModel
  - getData
  - getPrameterByName
- FacetDropdownModel
  - initialize
  - processData
  - toggleBlockRequests
  - updateComponent
- FacetDropdownView
  - clearFilter
  - initialize
  - render
  - updateFacet
- FacetDataModel
  - filterFacetData
  - getFacetRequestData
  - getInitialFacetData
  - getSearchResultsLanguage
  - getSearchResultsModelBySignature
  - getSearchResultsScope
  - initialize
  - initRequestObject
- FacetDateRangeModel
- FacetDateRangeView
  - initialize
  - clearFilter
  - handleDate
  - render
  - updateComponent
  - updateFacet
- FacetResultsFilterModel
  - initialize
  - processData
  - toggleBlockRequests
  - updateComponent
  - updateFacetArray
- FacetResultsFilterView
  - handleThreshold
  - initialize
  - removeFacet
  - render
  - setActiveFacet
  - updateFacet
- FacetSummaryModel
  - processData
  - requestFacetData
  - initialize
  - translateSignatures
- FacetSummaryView
  - clearAllActiveFacets

## ApiModel

ajax.ApiModel

`new ApiModel()`

Source: [component-search-ajax.js, line 11](#)

Extends

- Backbone.Model

Methods

`getData(properties)`

Source: [component-search-ajax.js, line 25](#)

Makes ajax request and calls callback on success

Parameters:

Name	Type
properties	Object

`getPrameterByName(name, url) → {string}`


Source: [component-search-ajax.js, line 45](#)

Gets value of parameter from url

Parameters:

Name	Type	Description
name	String	name of parameter to
url	String	link from which par

Returns:



SITECORE®  
**SYMPOSIUM**  
2019

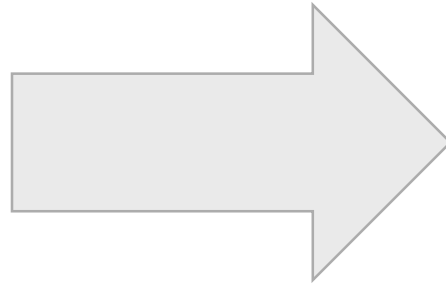
# The new front-end developer workflow

#SitecoreSYM

© 2001-2019 Sitecore Corporation A/S. Sitecore® and Own the Experience® are registered trademarks of Sitecore Corporation A/S. All other brand names are the property of their respective owners.



# Less files stored in Media Library



- ▲ 🗑️ Styleguide
  - ▲ 📁 styles
    - 📄 pre-optimized-min
  - ▲ 📁 fonts
    - ▶️ 📁 FontAwesome
    - ▶️ 📁 OpenSans
  - 📁 scripts
  - ▶️ 📁 images
  - 📄 readme

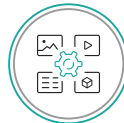
- ▲ 🌀 Styleguide
  - ▲ 📁 styles
    - 📄 pre-optimized-min
  - ▲ 📁 fonts
    - ▶ 📁 FontAwesome
    - ▶ 📁 OpenSans
  - 📁 scripts
  - ▶ 📁 images
  - 📄 readme



Creative Exchange Live tools as NPM packages



SXA CLI for theme creation (optional)



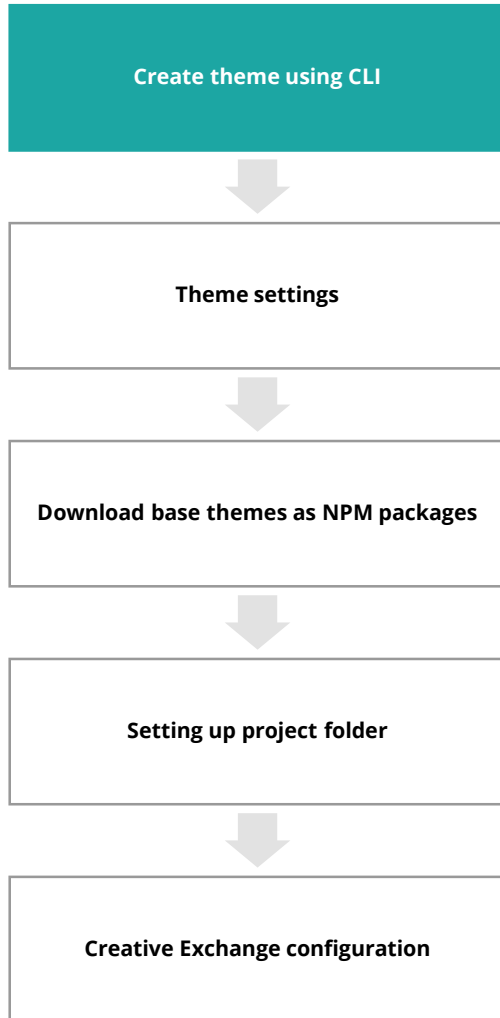
No unnecessary files in media library



Use standard version control for themes

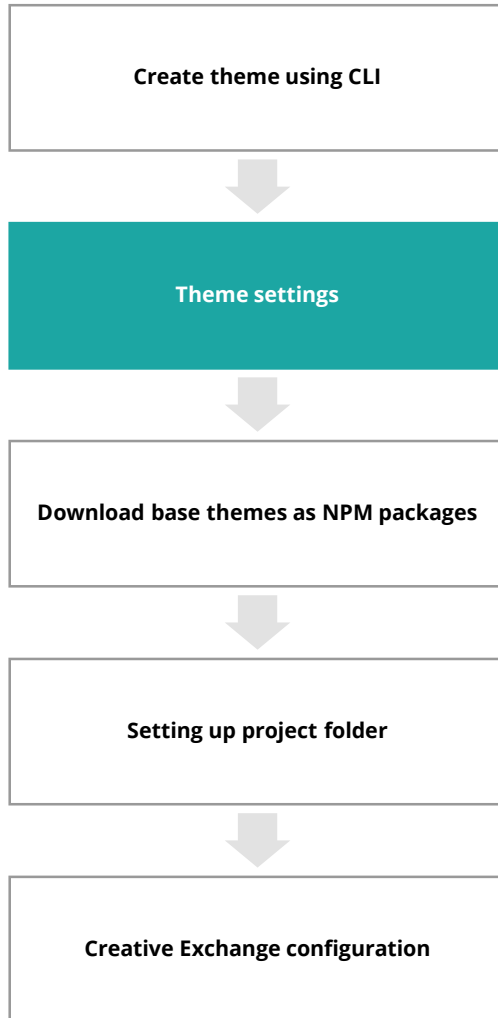


Only compiled assets stored in Sitecore

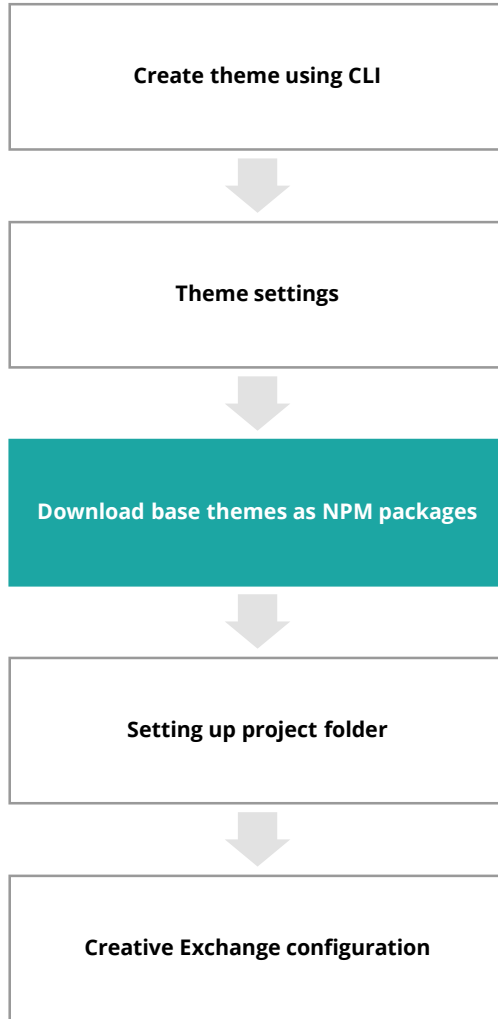


```
Windows PowerShell x + v  
PS C:\Projects\symposium> sxa new Symposium2019
```

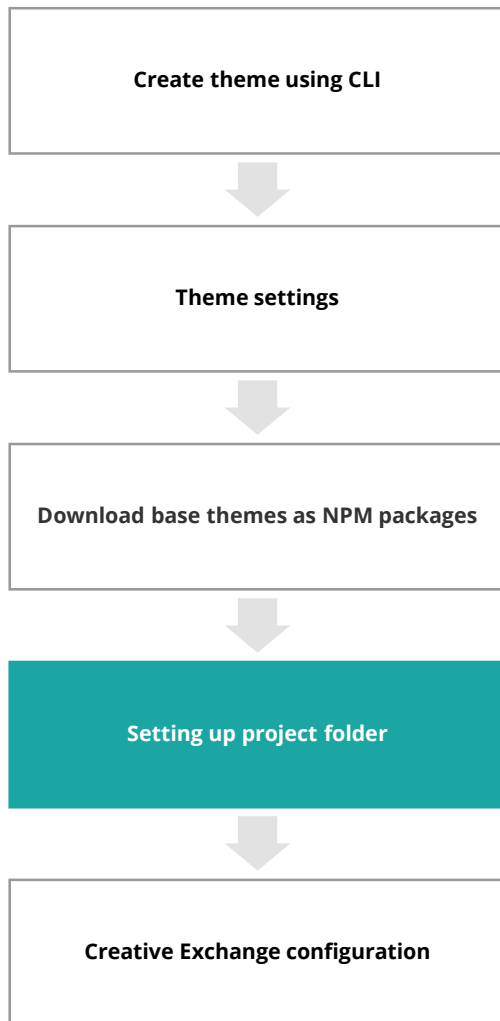




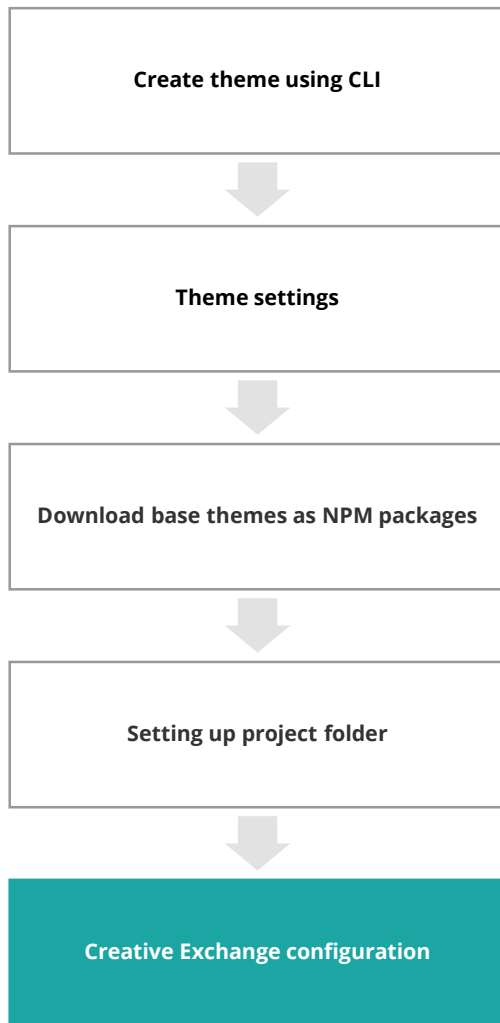
```
Windows PowerShell x + v
PS C:\Projects\symposium> sxa new Symposium2019
? The theme will be created for instance based on url https://sxa93.dev.local. Do you want to specify a different url? n
o
? Enter your login sitecore\admin
? Enter your password [hidden]
? Specify theme path. Root is Themes folder(format <RootFolderName/ChildFolderName>) CustomThemePath
? Do you want to set up theme config file? yes
```



```
Windows PowerShell x + v
PS C:\Projects\symposium> sxa new Symposium2019
? The theme will be created for instance based on url https://sxa93.dev.local. Do you want to specify a different url? n
o
? Enter your login sitecore\admin
? Enter your password [hidden]
? Specify theme path. Root is Themes folder(format <RootFolderName/ChildFolderName>) CustomThemePath
? Do you want to set up theme config file? yes
? Choose active modules for your theme SearchSiteSetup, MapsSiteSetup, ThemingSiteSetup
Theme downloading...
```



```
Windows PowerShell x + v
PS C:\Projects\symposium> sxa new Symposium2019
? The theme will be created for instance based on url https://sxa93.dev.local. Do you want to specify a different url? n
o
? Enter your login sitecore\admin
? Enter your password [hidden]
? Specify theme path. Root is Themes folder(format <RootFolderName/ChildFolderName>) CustomThemePath
? Do you want to set up theme config file? yes
? Choose active modules for your theme SearchSiteSetup, MapsSiteSetup, ThemingSiteSetup
Theme downloading...
√ Create theme folder
√ copy project files
```



```
Windows PowerShell x + v
PS C:\Projects\symposium> sxa new Symposium2019
? The theme will be created for instance based on url https://sxa93.dev.local. Do you want to specify a different url? n
o
? Enter your login sitecore\admin
? Enter your password [hidden]
? Specify theme path. Root is Themes folder(format <RootFolderName/ChildFolderName>) CustomThemePath
? Do you want to set up theme config file? yes
? Choose active modules for your theme SearchSiteSetup, MapsSiteSetup, ThemingSiteSetup
Theme downloading...
  ✓ Create theme folder
  ✓ copy project files
? Do you want to set up url to Sitecore instance?(Current is:https://sxa93.dev.local) no
? [JS]Do you require ES6+ support(babel used) yes
? [JS]Do you want to compile minified file(pre-optimized-min.js) yes
? [JS]Do you want to upload js source files(If false - only optimized file will be uploaded) no
? [CSS]Do you want to compile minified file(pre-optimized-min.css) yes
? [CSS]Do you want to upload css source files(If false - only optimized file will be uploaded) no
? [SASS]Do you want to upload sass source files(If false - only optimized css file will be uploaded) no
Done
DONE Project ready
PS C:\Projects\symposium>
```

# Demo




**HUMAN  
CONNECTIONS  
IN A DIGITAL  
WORLD**

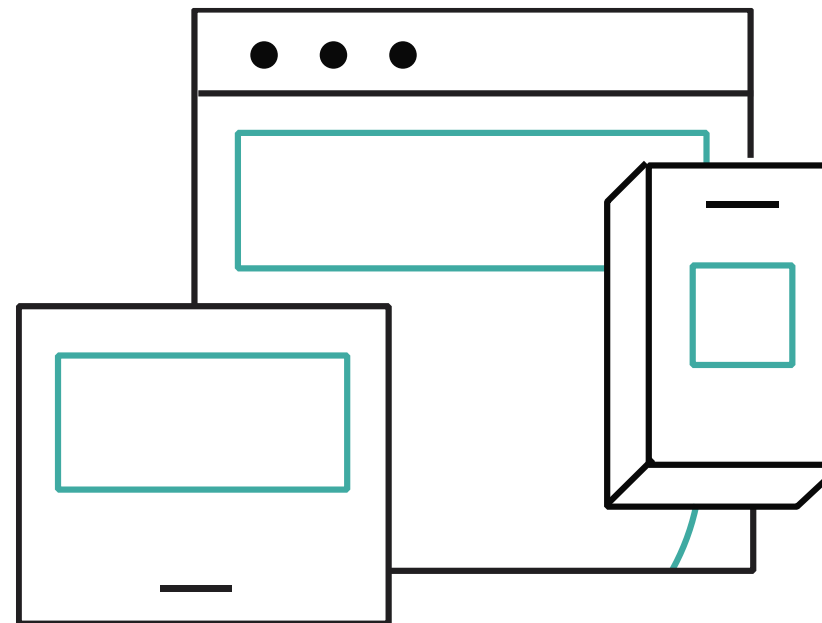


SITECORE®  
**SYMPOSIUM**  
2019

# Templating Engine

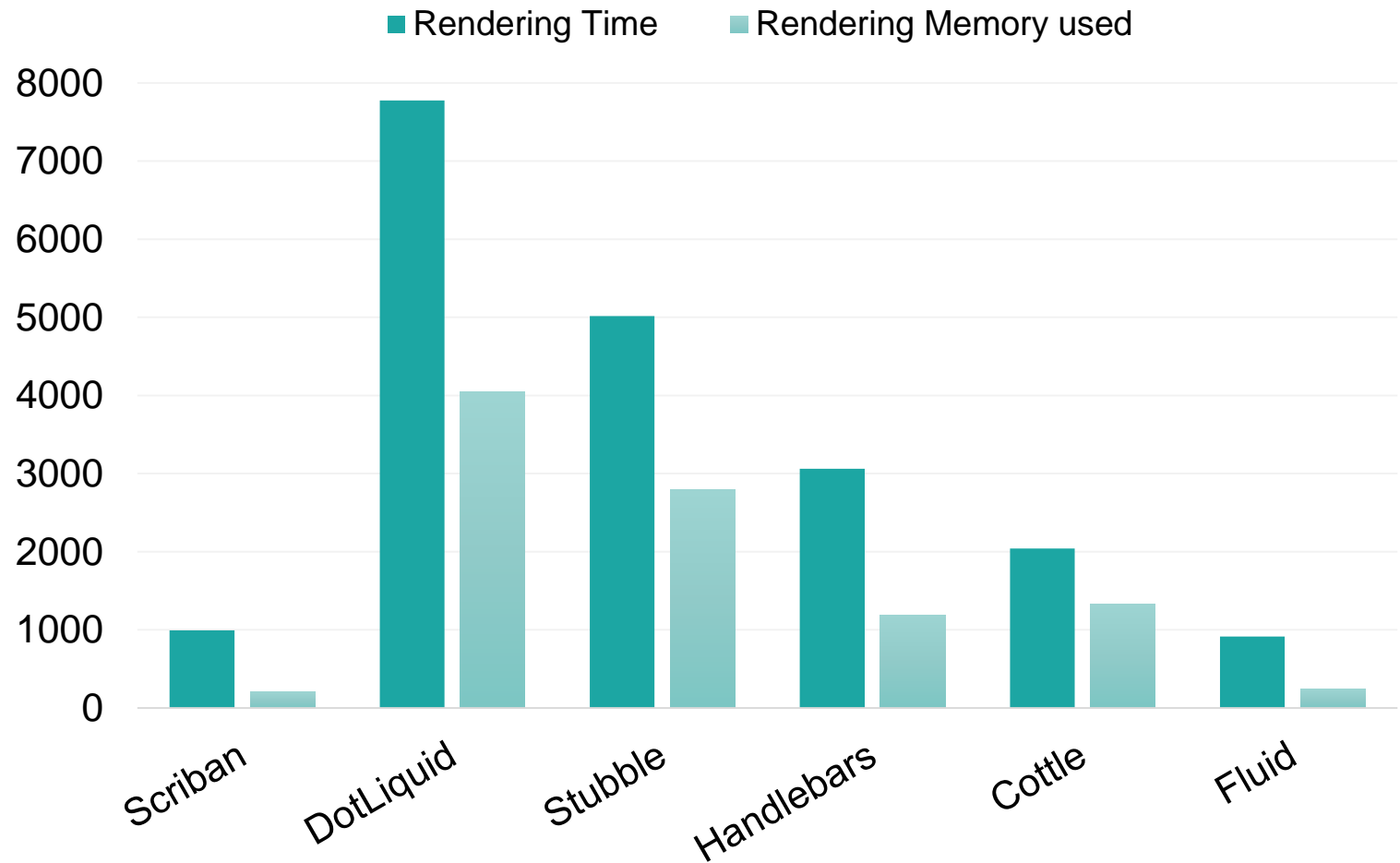


Following platform removal of Nvelocity, we wanted to provide a modern, fast, and highly extensible templating engine with SXA 9.3



# Introducing Scriban

- Infinitely extensible
- Open source
- Performance
- Full language
  - Not just templates
  - Flow control





Open source, rich templating engine and full-fledged language that will immediately feel familiar to Frontend Developers

Very efficient, fast parser and a lightweight runtime

Documentation available on GitHub

<https://github.com/lunet-io/scriban>

VS Code Extension available

SXA specific extensions

```
{- #      ↓ Name of the item template -}}
{ if i_item.template_name == "Gallery Image" }}
a class="field-image">
  {{- #      ↓ raw value from the field      ↓ media url from a
  <a title="{{ i_item.ImageTitle.raw }}" href="{{ i_item.Image.media_
  {{- # ↓ item.FieldName - renders Sitecore field -}}
  | {{ i_item.Image }}
  </a>
/a>
{{end}}

{- # ↓ conditional statement }}
{ if i_item.template_name == "Gallery Video" }}
  {{ if (i_item.VideoID.raw ) == "" && (i_item.VideoThumbnail.raw) ==
  <span>[Edit Gallery Video here]</span>
  {{ else }}
  <a title="{{i_item.VideoTitle.raw }}" href="http://www.youtube.co
  {{- #      ↓ access model properties }}
  
  {{end}}
{{end}}
```

# Demo



**HUMAN  
CONNECTIONS  
IN A DIGITAL  
WORLD**

## Standard Rendering Variants

## Scriban

### Lower time to market & increase productivity

Every feature of SXA comes with productivity in mind - it is meant to be an expert tool that enables the delivery of websites quickly with minimum custom development. This, however, might mean something different for different people - that is why SXA defines clearly its target audiences and plans its roadmap with an acute awareness of the clients.

- Multimarketing**: With multiple markets and multi-lingual support, it is easy to spread the word about your greatness to the customers who speak in all languages.
- Creative Exchange**: Export your whole site as a package and skin it offline in your preferred tools. Then re-import the package to create or update your theme.
- Drag and Drop Editing**: Easily drag and drop components to the page. It is like Lego, only for grown-ups.
- Rendering Variants**: Change the way the component looks like with just a single selection. Display different fields by selecting one of the available variants.
- Themes**: Change the look and feel of your site with just a few clicks. Branding was never as easy as it is. All mobile responsive; every time.
- Features**: Is your site designed to keep your customers for life? Our components are written with xDB in mind to enable you to leverage the full potential of the Sitecore Experience Platform!

### Lower time to market & increase productivity

Every feature of SXA comes with productivity in mind - it is meant to be an expert tool that enables the delivery of websites quickly with minimum custom development. This, however, might mean something different for different people - that is why SXA defines clearly its target audiences and plans its roadmap with an acute awareness of the clients.

- Multimarketing**: With multiple markets and multi-lingual support, it is easy to spread the word about your greatness to the customers who speak in all languages.
- Creative Exchange**: Export your whole site as a package and skin it offline in your preferred tools. Then re-import the package to create or update your theme.
- Drag and Drop Editing**: Easily drag and drop components to the page. It is like Lego, only for grown-ups.
- Rendering Variants**: Change the way the component looks like with just a single selection. Display different fields by selecting one of the available variants.
- Themes**: Change the look and feel of your site with just a few clicks. Branding was never as easy as it is. All mobile responsive; every time.
- Features**: Is your site designed to keep your customers for life? Our components are written with xDB in mind to enable you to leverage the full potential of the Sitecore Experience Platform!

## Standard Rendering Variants

```
<div class="component promo list-promo-images col-12 boxed boxed">
  <div class="component-content">
    <h2 class="position-center field-promotext">Lower time to market & increase productivity</h2>
    <div class="position-center field-promotext2">...</div>
    <div class="row"> flex
      <div class="col-md-4 title-subtitle promo">
        <div class="position-center field-promoicon">
          
        </div>
        <span class="field-promotext2">...</span>
      <div class="position-right field-promolink">
        <a href="/styleguide/Features?sc_site=Styleguide" data-variantitemid="{BB6115C1-597A-4392-9ED4-CA9254308F93}" data-variantfieldname="PromoLink">Multimarketing</a>
      </div>
    </div>
    <div class="col-md-4 title-subtitle promo">...</div>
    <div class="col-md-4 title-subtitle promo">...</div>
    <div class="col-md-4 title-subtitle promo">...</div>
    <div class="col-md-4 title-subtitle promo">...</div>
    <div class="col-md-4 title-subtitle promo">...</div>
  </div>
  ::after
</div>
</div>
```

## Scriban

```
<div class="component promo scriban-list-promo-images col-12">
  <div class="component-content">
    <h2>Lower time to market & increase productivity</h2>
    <div class="introduction">...</div>
    <div class="row item-list"> flex
      <div class="col-md-4 item">
        
        <span class="description">...</span>
        <a href="/styleguide/Features" data-attribute2="value2" data-attribute1="value1">Multimarketing</a>
      </div>
      <div class="col-md-4 item">...</div>
      <div class="col-md-4 item">...</div>
      <div class="col-md-4 item">...</div>
      <div class="col-md-4 item">...</div>
      <div class="col-md-4 item">...</div>
    </div>
    ::after
  </div>
</div>
```

## Standard Rendering Variants

- List promo with images
  - Title
  - Subtitle
  - Row
    - ChildItems
      - Wrapper
        - Icon
        - Text
        - Link

## Scriban

List promo with images - scriban

Template

Template [shared]:

```
<h2>{{ i_item.PromoText }}</h2>
<div class="introduction">{{ i_item.PromoText2 }}</div>
{{ if i_item.has_children }}
<div class="row item-list">
  {{ for i_child in i_datasource.children }}

  <div class="col-md-4 item">
    {{ i_child.PromoIcon }}

    <span class="description">
      {{ i_child.PromoText2 }}
    </span>

    {{ sc_field i_child 'PromoLink' }}

  </div>
```



## Empowering Frontend Developers

### Full featured language

- Item property encapsulation
- Item querying
- Personalization enablers
- Extensibility with pipelines
- Embedded Sitecore objects and functions

### Performance

### Full Creative Exchange Support

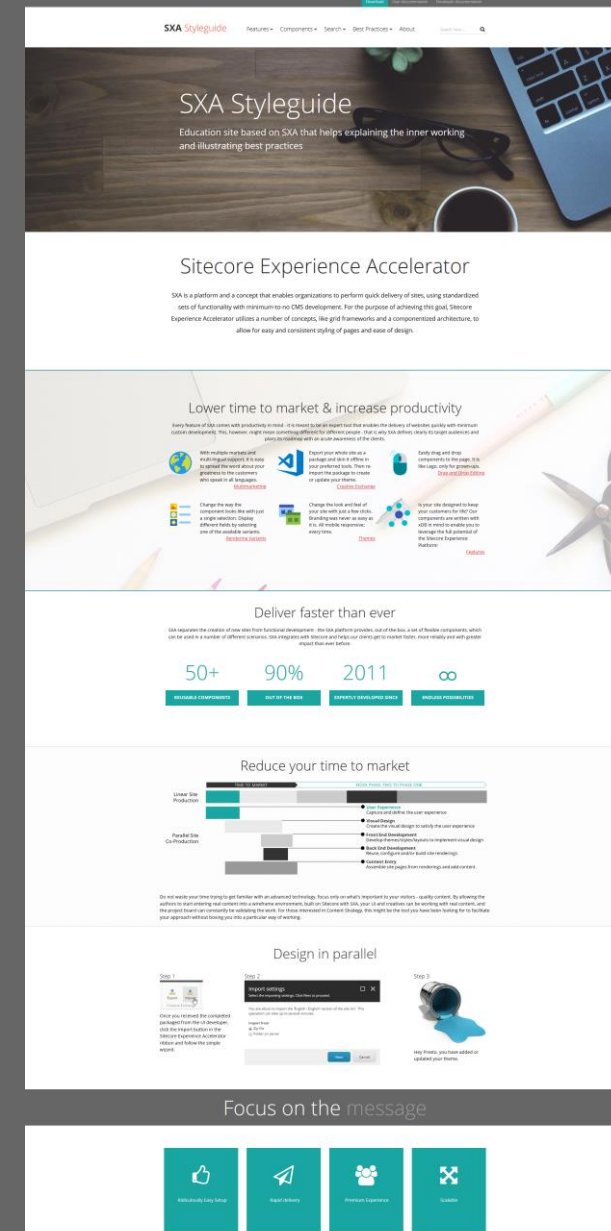
### Visual Studio Code extension

### Workflow enabled



- Open-source educational site
- Rebuild from scratch, inspired by Showcase
- Best practice approach
- Only for educational purposes
- Based on SXA 9.3

**NOT** a Sitecore product, therefore not supported

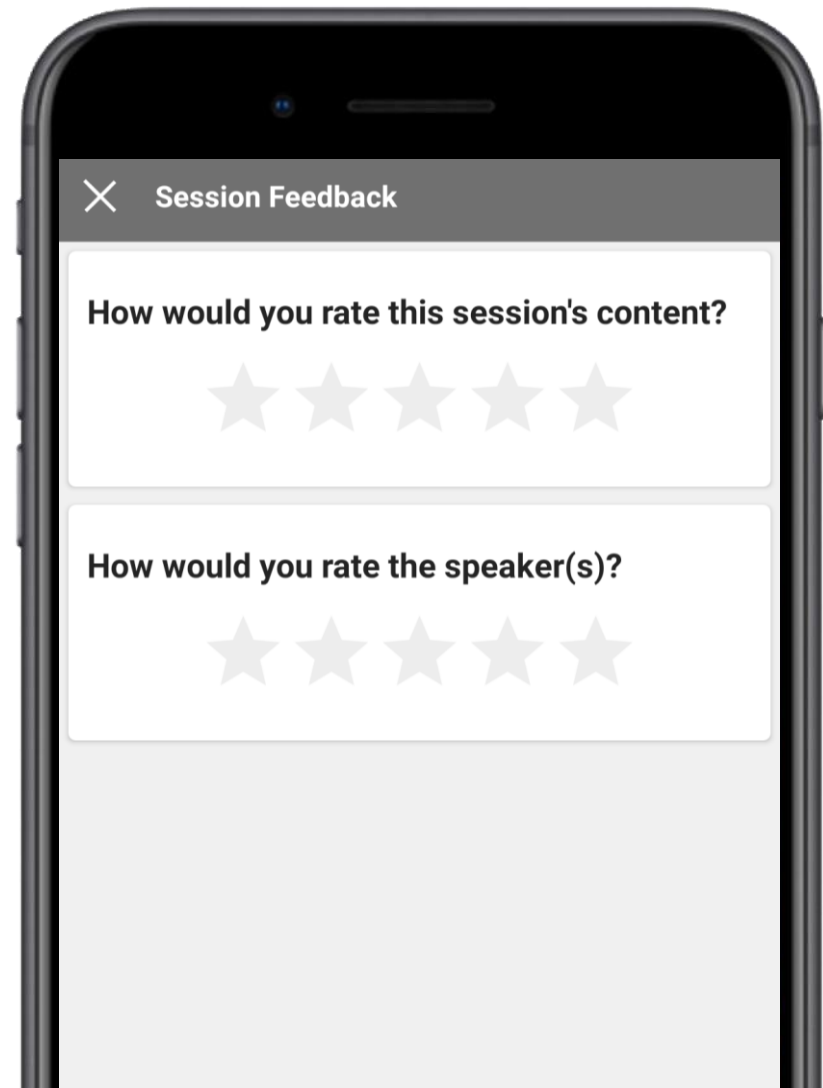


Share your feedback now

Please take a moment to  
review this session in the  
Symposium mobile app:

[Schedule](#) ▶ [Session](#) ▶ [Survey](#)

Thank you!







# Thank you

**FOR DISCUSSION PURPOSES ONLY.**

Sitecore Confidential and Proprietary. ©2019 Sitecore Corporation A/S. Sitecore® and Own the Experience® are registered trademarks of Sitecore Corporation A/S. All other brand names are the property of their respective owners.

SITECORE®  
**SYMPOSIUM**  
2019

