

DesignOps: The API of design teams



@yaili
Converge 2022





@yaili
Converge 2022





**Process & Design systems & Workflows & Onbo
& Playbooks & Hiring & Project management &
Research & Career development & Documentati
Capacity planning & Change management &
Community & Stakeholder influence & Strategy
Templates & Practices & Scale & Budget plannin
Metrics & Planning & OKRs & Bootcamps & Skills
Learning & DI&B & Meetings & Workshops & Off
Dashboards & Asset management & Procureme**

Design Ops! 💡



@yaili
Converge 2022



@yaili
Converge 2022

Are you the design ops? 🤔



What is DesignOps? 🤨



- ★ **Connects endpoints**
- ★ **A system where different things can interact**
- ★ **Hides complexity**
- ★ **Makes connections with purpose**





People



Practices



Tools



DesignOps themes

People

Hiring
Onboarding
Learning and
development
Career ladders
Building
community

Practices

Planning and
tracking work
Budgets
Playbooks
Capacity planning
Meetings

Tools

Access to
software
Plugins
Documentation
Design systems
Asset
management



now-3 months

3-6 months

6-12 months

• Hiring

• Onboarding

• Career development



DesignOps brings strategic vision to how a design team operates.



**DesignOps is like glue:
you notice it's not there when
things start falling apart.**



DesignOps at GitHub


How can design deliver value and not be a bottleneck?





Some things we tried...

Design onboarding projects





Pull requests


Issues


Marketplace

Explore









 [github / my-team](#)

Unwatch107

Fork0

Star15

<> Code

Issues94

Pull requests

Discussions

Actions

Projects16

Wiki

Security

Insights

Settings

 Onboarding template

Updated 17 days ago

+ Add cards

Fullscreen

Menu

2 Overview🔥

**Welcome to Design Infrastructure, \$\$USERNAME! ✨**

We're so excited to have you on the team! Now that you're here, let's make sure you know everything you need to know work on Design Infrastructure at GitHub!

4 Useful info🔑

**Who are we?**

We are Design Infrastructure!

 Our team's repo is [github/my-team](#)

 Primer's open-source hub is [github.com/primer](#)

11 Your first week

**Your first week at GitHub**

☐ Meet with your buddy and look at your welcome issue

☐ Complete [First day onboarding checklist](#)

10 Your first 30 days

**Meet your team**

Get to know your teammates! Try to meet with as many folks in the Design Infrastructure team as you're comfortable with in the first few weeks. You can message the person first in Slack to check when is a good day/time for them

4 Your first 60 days

**Get organized!**

It might take a while to find your groove navigating the Boards, Issues, Repos, and Notifications. We recommend asking your buddy or other Hubbers how they handle these and to try new things. A key starting point is your notifications.

2 Your first 90 days

**Design: Ship a rock-sized issue**

1 task

#1666 opened by Mona

onboarding-template

**Contribute to documentation**

0 In progress🚧



Seek and foster feedback: good and bad



Working with other teams



Photo by [airfocus](#) on [Unsplash](#)

**Define systems and processes
that don't need you to function.**



Sharing work in progress



**DesignOps needs to balance
the team's need for change
with the human need for
stability.**



Looking ahead



Photo by [Desola Lanre-Ologun](#) on [Unsplash](#)

**DesignOps' focus changes as
the team and company grow.**





@yaili
Converge 2022

DesignOps never starts from scratch. Start by amplifying the good.



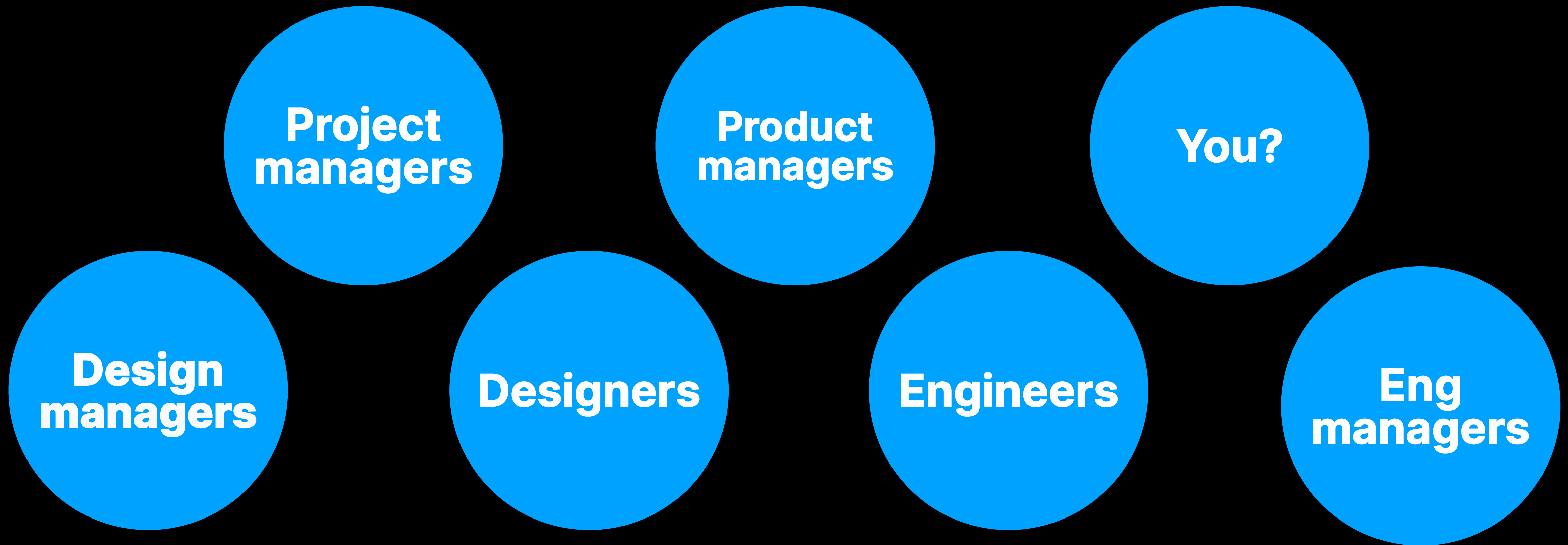
**DesignOps connects with
existing systems.**



**Who's doing your DesignOps
work right now? 🤔**



These folks may be doing DesignOps...





@yaili
Converge 2022

Is the work being celebrated? 🎉





@yaili
Converge 2022

Thank you!



@yaili
Converge 2022