

**It's all about  
Components**




# Debbie O'Brien

Head Developer Advocate at Bit


bit

Open Source Contributor  
Speaker, Teacher, Blogger, YouTuber

Cycling, Running, Padel, Skiing  
4th degree black belt in Taekwondo







**The Modern  
Web is  
Component  
Driven**



# Component Driven

Is a reuse-based approach to defining, implementing and composing **loosely coupled independent components** into systems



bit shoe-store / ui / shoes / shoes- x +

bit.dev/learn-bit-react/shoe-store/ui/shoes/shoes-card-grid/~compositions

🔍 📄 ⭐ 🏠 🗑️ 👤 ⋮

bit

In this scope | Search for components... 🔍

Learn Platform Pricing Enterprise Login

Learn more Get started

📦

learn-bit-react / shoe-store

Overview

Compositions

Tests

Dependencies

{ }

🕒

⋮

Use

1.0.16

⋮

📁

Gallery

COMPONENTS

apps

shoe-store

entity

most-wanted-shoes

shoes

ui

pages

about

about-shoes

children

home

home-shoes

men

women

shoes

shoes-card

shoes-card-grid


readme

🔗

🔗

Syrps

Lorem ipsum dolor sit amet consectetur adipisicing elit. Modi quos quidem sequi illum facere recusandae voluptatibus




\$ 180

ADD TO CART

Vans

Lorem ipsum dolor sit amet consectetur adipisicing elit. Modi quos quidem sequi illum facere recusandae voluptatibus



\$ 90

ADD TO CART

<

Timberland

>

Lorem ipsum dolor sit amet consectetur adipisicing elit. Modi quos quidem sequi illum facere recusandae voluptatibus

Wedgers

Lorem ipsum dolor sit amet consectetur adipisicing elit. Modi quos quidem sequi illum facere recusandae voluptatibus

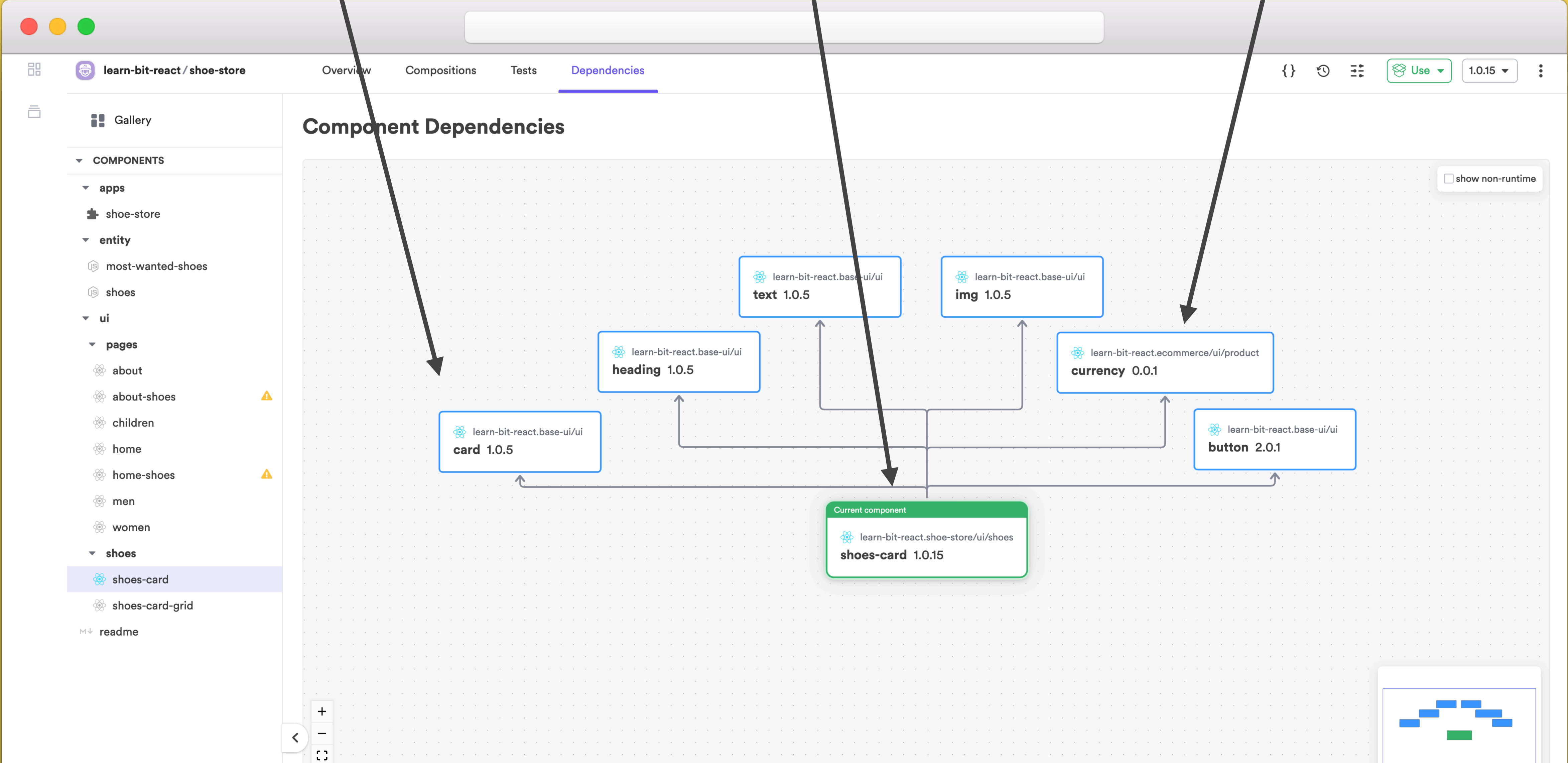
COMPOSITIONS

PROPERTIES

Basic shoes card grid

?







**So how do we build  
Component Driven?**

**Think about  
every  
component  
as a product  
for anyone to  
use**





# Your Component:

Great Dev Experience

Different contexts

Easy to use

Great API

Loosely coupled

# Developers

Better software

Maintainable software

Testable software

Dev Experience





# Organizations

Better software

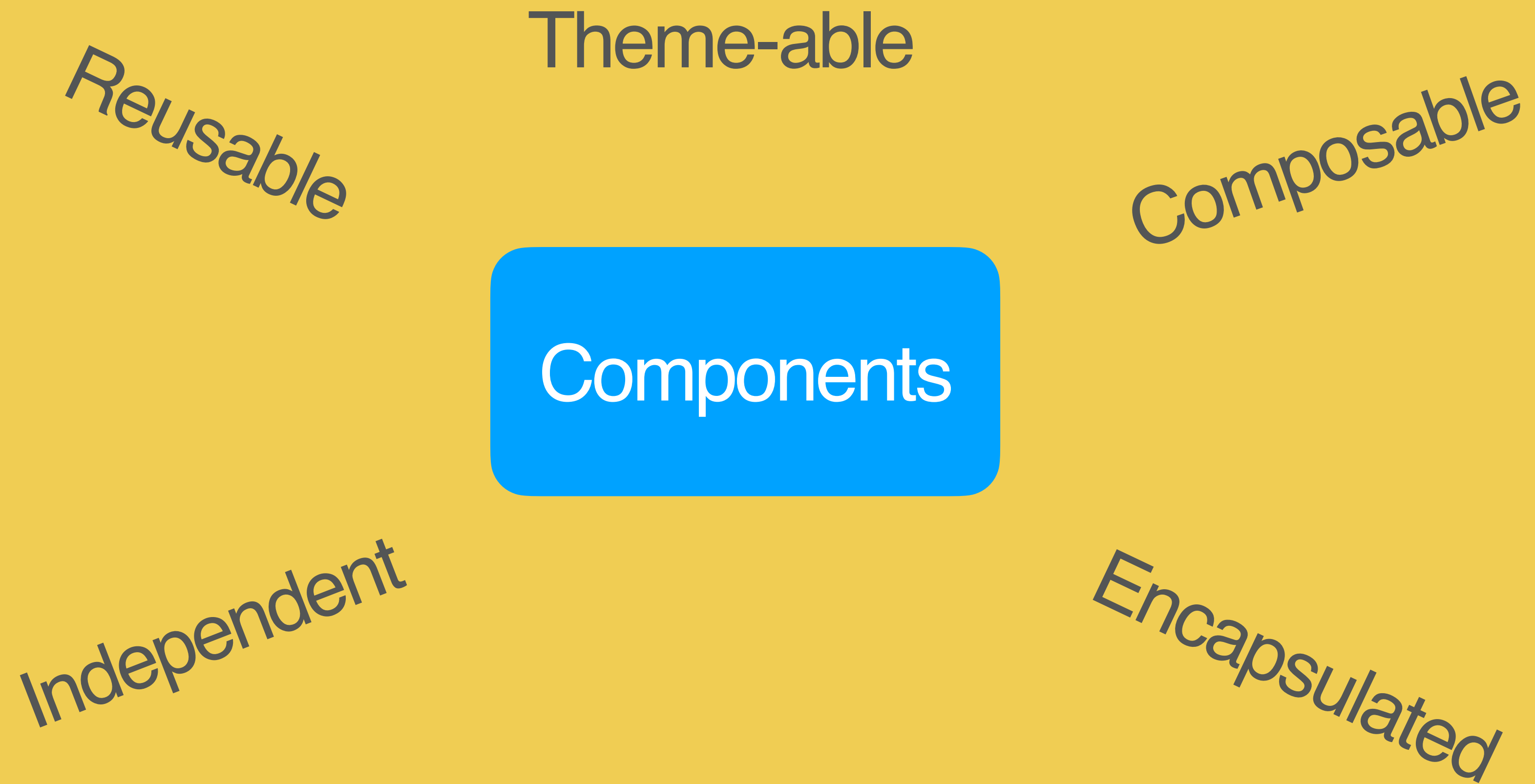
Save time

Save money

Happier Devs



# Component Driven







# Theme-able

Design components with themes so they can be used differently in other apps

# Theme-able

Apply different themes



## Vans

Lorem ipsum dolor sit amet consectetur adipisicing elit. Modi quos quidem sequi illum facere recusandae voluptatibus



\$ 90

ADD TO CART

SI

Lorem ipsum dolor sit amet consectetur adipisicing elit. Modi quos quidem sequi illum facere recusandae voluptatibus



\$190

add to cart




# Composable

Compose smaller components together to form more  
complex components

# Composable

Vans

Lorem ipsum dolor sit amet consectetur adipisicing elit. Modi quos quidem sequi illum facere recusandae voluptatibus



\$ 90

ADD TO CART

Anything can be rendered inside the card

UI

card v1.0.11

A basic card component which can render anythin...

H1 Heading

UI

heading v1.0.11

A Heading component.

hello from Text

UI

text v1.0.11


A Text component for rendering text in a p...

Primary

UI

button v2.0.3

A Button component for buttons and elements tha...



UI

img v1.0.11

A component that renders an image

\$ 120

UI / PRODUCT

currency v0.0.1

A Currency component



# Encapsulated

Exposes interfaces which allow the caller to use its functionality

Hides details of internal variables or state

# Encapsulated

## Vans

Lorem ipsum dolor sit amet consectetur adipisicing elit. Modi quos quidem sequi illum facere recusandae voluptatibus



\$ 90

ADD TO CART



title



text



src  
alt



buttonText

currency →



# Independent

Components are independent

Components have their own version and revision history

Components have their own build pipeline


Minimal dependencies on other components

# Independant

Each component has its own version

Anything can be rendered inside the card

UI  
**card v1.0.11**  
A basic card component which can render anythin...




\$ 120

UI / PRODUCT  
**currency v0.0.1**  
A Currency component

H1 Heading

UI  
**heading v1.0.11**  
A Heading component.



Primary

UI  
**button v2.0.3**  
A Button component for buttons and elements tha...

UI  
**img v1.0.11**  
A component that renders an image



# Reusable

Reused in different scenarios in the same or in different applications

# Reusable

Primary


UI

button v2.0.3

A Button component for buttons and elements tha...

Vans

Lorem ipsum dolor sit amet consectetur adipisicing elit. Modi quos quidem sequi illum facere recusandae voluptatibus

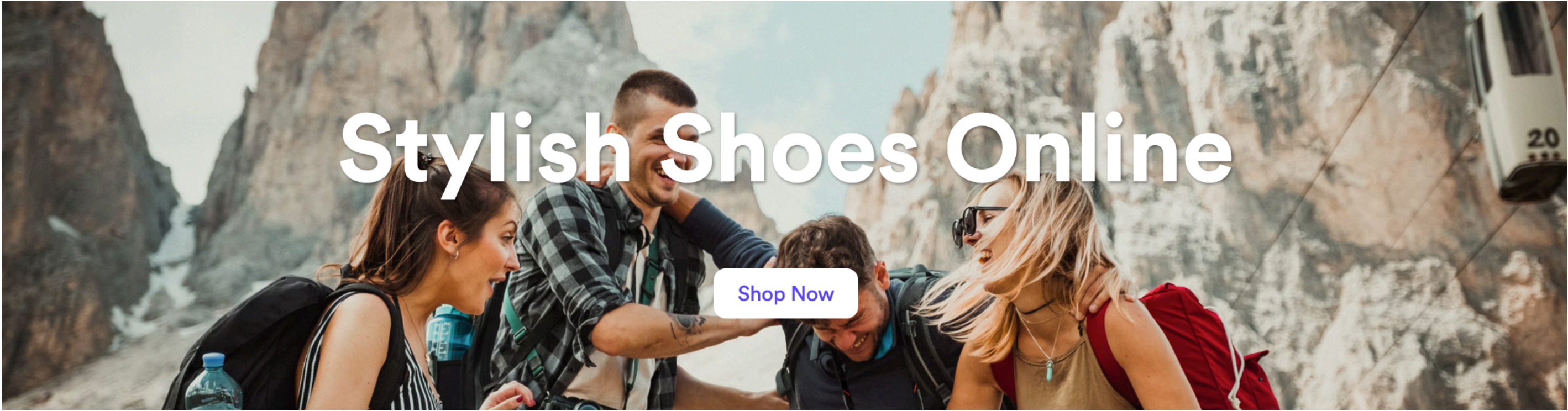


\$ 90

ADD TO CART

Stylish Shoes Online

Shop Now





base-ui / ui / button

bit.dev/learn-bit-react/base-ui/ui/button

bit

In this scope

Search for components...

LearnPlatformPricingEnterpriseLoginLearn moreGet started

learn-bit-react / base-ui

OverviewCompositionsTestsDependencies

Use

2.0.3

Gallery

COMPONENTS

env

learn-bit-react

figma

figma-embed

styles

fonts

book

roboto

tangerine-font

button

colors

themes

light-theme

theme

Button

A Button component for buttons and elements that look like buttons

BUTTON

PRIMARY

SECONDARY

Package name

@learn-bit-react/base-ui.ui.button

Button renders the HTML tag `<button>` as default but can use any HTML tag instead such as an `<a>` tag.

Renders a primary button

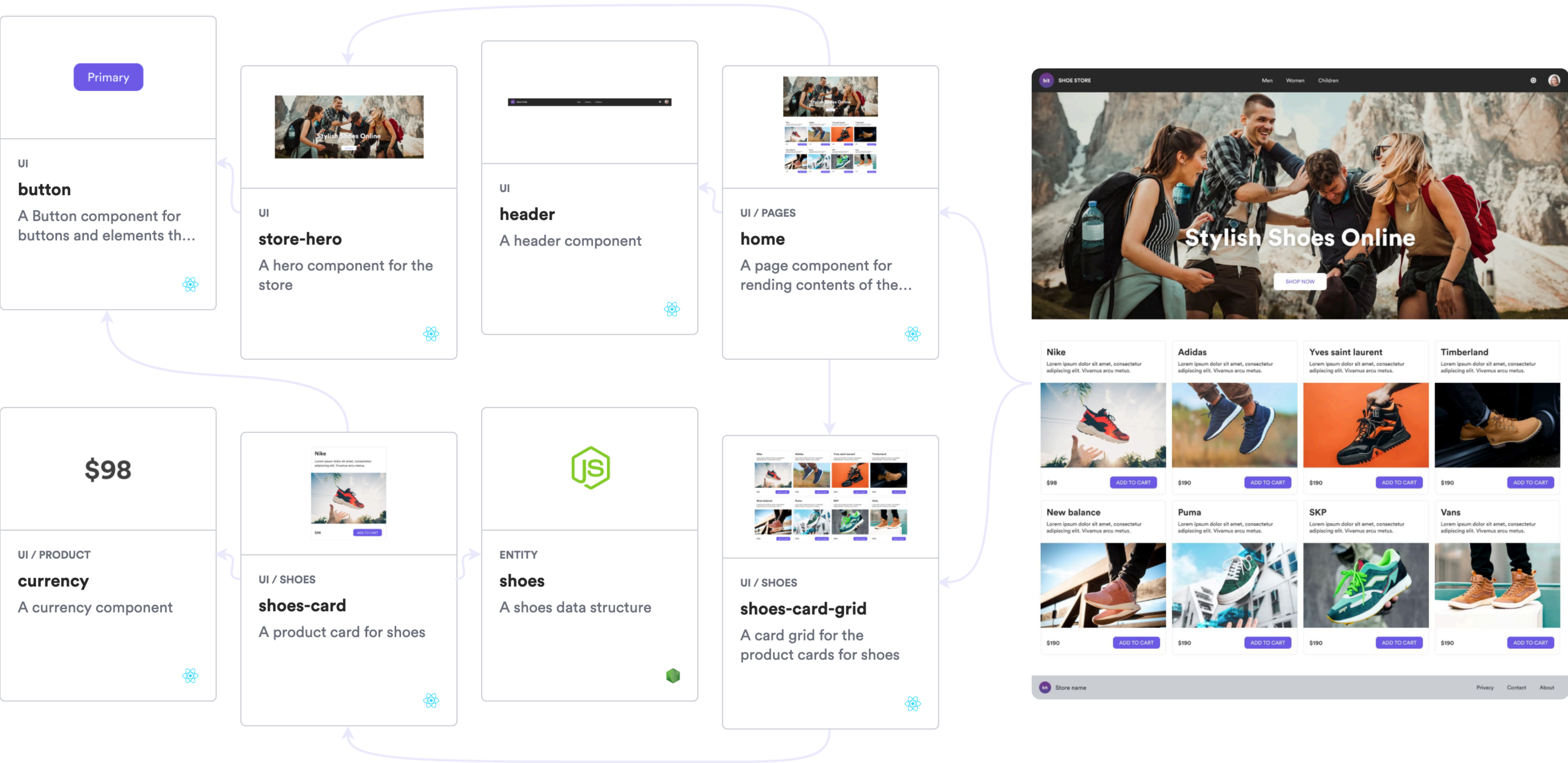
By adding the `primary` prop, the button will be styled as secondary button. This can be changed to `secondary` or removed to make it a `white` button.

`<Button primary>Primary</Button>`

Primary



# Decoupled



**Depend on  
others or build  
your own?**



# Why waste time reinventing UI components?

Unstyled, accessible components for building high-quality design systems and web apps in React.

Install Primitives →

## Edit Profile

Make changes to your profile here.  
Click save when you're done.

Name

Username

Save

Options ▾

New Tab

New Window

Favorites >

Downloads

✓ Show Toolbar

Show Full URLs

Dimensions

## Dimensions

Width

Height

Margin

Padding




Completely unstyled, fully accessible UI components,  
designed to integrate beautifully with Tailwind CSS.

React


Vue




Menu (Dropdown)



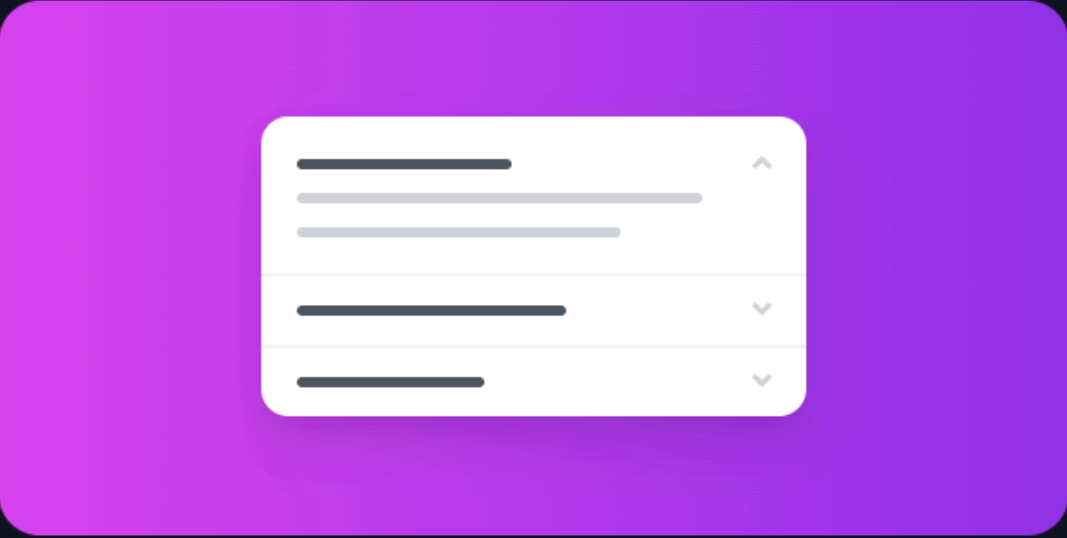
Listbox (Select)



Combobox (Autocomplete)



Switch (Toggle)



Disclosure



Dialog (Modal)



Popover






Radio Group

**Let's talk  
Design  
Systems**

# It all starts with the designers

## Cart

Product Details	Quantity	Price	
 <div><b>Syrps</b> size: 36 color: black</div>	1	\$ 180	<div>X</div>
 <div><b>Jimmy Shoes</b> size: 36 color: black</div>	1	\$ 280	<div>X</div>
 <div><b>Converse</b> size: 36 color: black</div>	1	\$ 50	<div>X</div>




# Design Tokens

## SIZE TOKENS

---

size wrapper




NAME

**sizes/40**

PROPERTIES

width: 40px




NAME

**sizes/60**

PROPERTIES

width: 60px



NAME

**sizes/80**

PROPERTIES

width: 80px

# Design Tokens

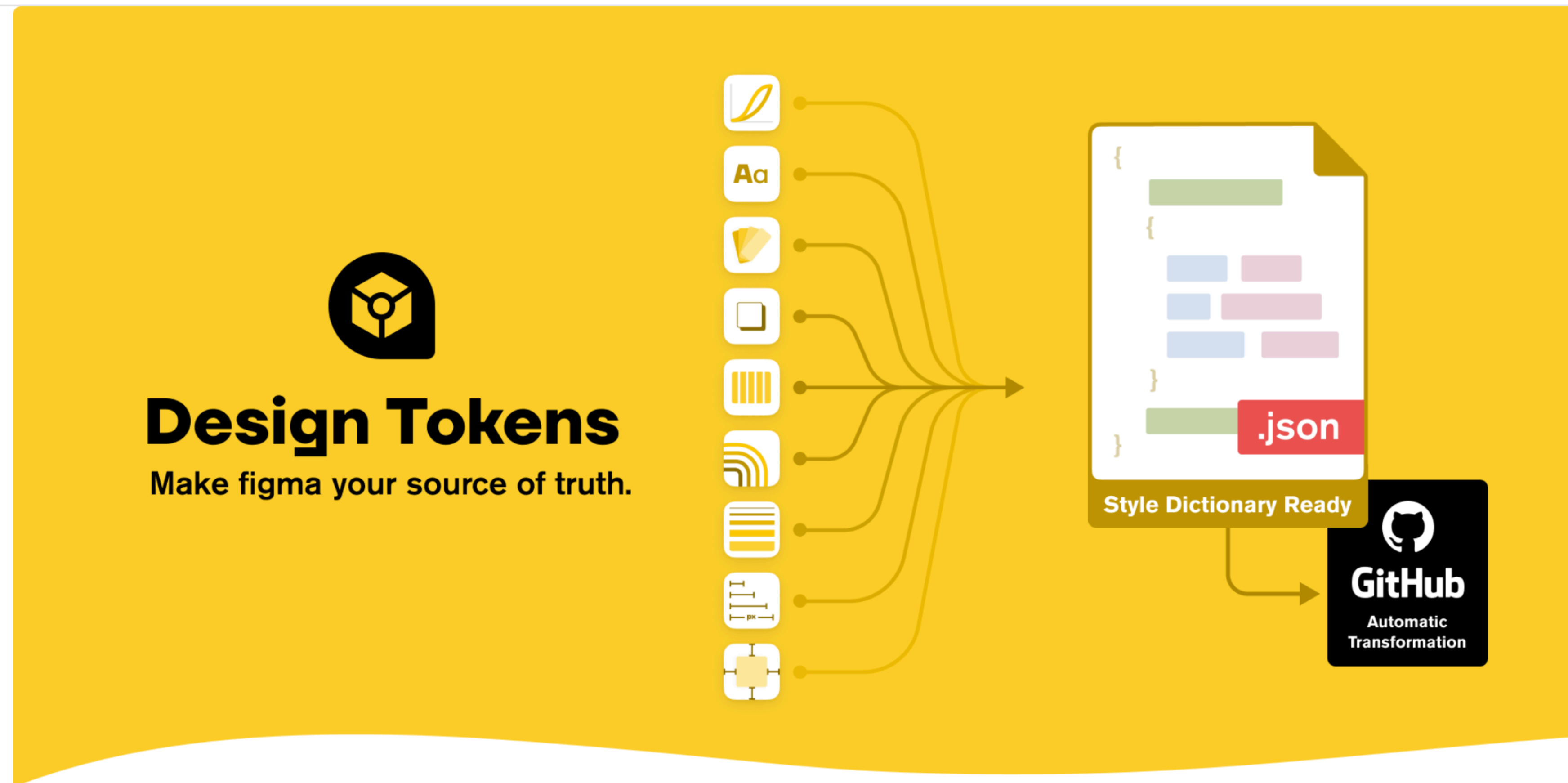
Design Tokens



By Lukas Oppermann

♥ 434

✓ Installed 9k



# Base Theme

```
export const baseTheme: Partial<ThemeSchema> = Object.assign(  
  tokens,  
  fontFamilyTokens,  
  fontSizeTokens,  
  fontWeightTokens,  
  primaryColorTokens,  
  secondaryColorTokens,  
  errorColorTokens,  
  borderRadiusTokens,  
  borderSizeTokens,  
  textColorTokens,  
  backgroundColorTokens,  
  boxShadowTokens,  
  generalColorTokens,  
  headingsSizeTokens  
);
```



# Design Tokens





```
import { ThemeSchema } from '../theme-schema';

export const primaryColorTokens: Partial<ThemeSchema> = {
  primaryColor: '#6c5ce7',
  primaryHeavy: '#5d4aec',
  primaryLight: '#897dec',
  textOnPrimary: '#ffffff',
  primaryBg: '#c9c3f6',
  primaryBgHeavy: '#3e29df'
};
```







# Design Tokens

	borderColor --border-color	#000
	formPlaceholder --form-placeholder	#a9a9a9
	formText --form-text	#fff
	colorFocusOutline --color-focus-outline	#4299e14c
	tertiaryColor --tertiary-color	#8367C7
	complimentaryColor --complimentary-color	#F0FFF1
	twitter --twitter	#1da1f2
	slack	#4a154b

General colors

	bgColor --bg-color	#fff
	backgroundBody --background-body	#202b38
	background --background	#161f27
	backgroundAlt --background-alt	#1a242f

Background colors

	borderRadiusSmall --border-radius-small	0.125rem
	borderRadiusMedium --border-radius-medium	0.25rem
	borderRadiusLarge --border-radius-large	0.5rem
	borderRadiusXLarge --border-radius-x-large	1rem
	borderRadiusCircle --border-radius-circle	50%
	borderRadiusPill --border-radius-pill	9999px

Border radius

	borderSize1 --border-size1	1px
	borderSize2 --border-size2	2px
	borderSize3 --border-size3	3px
	borderSize4 --border-size4	4px

Border size

# CSS Vars

```
&.primary {
  color: var(--text-on-primary, #fff);
  background-color: var(--primary-color, #5d4aec);
  border: 1px solid var(--primary-color, #5d4aec);
  box-shadow: none;

  &:hover {
    border: 1px solid var(--primary-heavy, #5d4aec);
    color: var(--text-on-primary, #fff);
    background-color: var(--primary-heavy, #5d4aec);
    text-decoration: none;
  }
  &:active {
    border: 1px solid var(--primary-heavy, #5d4aec);
    background-color: var(--primary-color, #6c5ce7);
    color: var(--text-on-primary, #fff);
  }
  &:disabled {
    color: #babec9;
    background-color: #f6f6f6;
    border: 1px solid #babec9;
  }
}
```



# Base Theme

	primaryColor --primary-color	#6c5ce7
	primaryHeavy --primary-heavy	#5d4aec
	primaryLight --primary-light	#897dec
	textOnPrimary --text-on-primary	#ffffff
	primaryBg --primary-bg	#c9c3f6
	primaryBgHeavy --primary-bg-heavy	#3e29df

Primary colors

	secondaryColor --secondary-color	#ffffff
	secondaryHeavy --secondary-heavy	#ffffff
	secondaryLight --secondary-light	#ffffff
	textOnSecondary --text-on-secondary	#6c5ce7
	secondaryBg --secondary-bg	#ffffff
	secondaryBgHeavy --secondary-bg-heavy	#ffffff













Secondary colors

# Theme Provider

```
import { createTheme } from '@teambit/base-react.theme.theme-provider';
```

```
<BaseTheme.ThemeProvider overrides={customTheme}>  
  {children}  
</BaseTheme.ThemeProvider>|
```

# Pink Theme

	<code>primaryColor</code> <code>--primary-color</code>	<code>hotpink</code>		<code>secondaryColor</code> <code>--secondary-color</code>	<code>#ffffff</code>
	<code>primaryHeavy</code> <code>--primary-heavy</code>	<code>#f7768d</code>		<code>secondaryHeavy</code> <code>--secondary-heavy</code>	<code>#ffffff</code>
	<code>primaryLight</code> <code>--primary-light</code>	<code>#ff9aac</code>		<code>secondaryLight</code> <code>--secondary-light</code>	<code>#ffffff</code>
	<code>textOnPrimary</code> <code>--text-on-primary</code>	<code>#ffffff</code>		<code>textOnSecondary</code> <code>--text-on-secondary</code>	<code>hotpink</code>
	<code>primaryBg</code> <code>--primary-bg</code>	<code>#ffe5ea</code>		<code>secondaryBg</code> <code>--secondary-bg</code>	<code>#ffffff</code>
	<code>primaryBgHeavy</code> <code>--primary-bg-heavy</code>	<code>hotpink</code>		<code>secondaryBgHeavy</code> <code>--secondary-bg-heavy</code>	<code>#ffffff</code>
Primary colors			Secondary colors		



**It's Component  
Time**

# Cart Page

## Cart

shoe-store/ui/pages/cart

shoe-store/ui/cart

base-ui/ui/heading

Your cart

ecommerce/ui/cart-items

ecommerce/ui/cart-item

base-ui/ui/heading

PRODUCT

ecommerce/ui/cart-item-detail

base-ui/ui/img

base-ui/ui/heading

base-ui/ui/text

ecommerce/ui/cart-item-detail

base-ui/ui/img

base-ui/ui/heading

base-ui/ui/text

ecommerce/ui/cart-item-detail

base-ui/ui/img

base-ui/ui/heading

base-ui/ui/text

ecommerce/ui/cart-item

base-ui/ui/heading

PRODUCT

ecommerce/ui/cart-item-detail

ecommerce/ui/product/currency

ecommerce/ui/cart-item-detail

ecommerce/ui/product/currency

ecommerce/ui/cart-item-detail

ecommerce/ui/product/currency

ecommerce/ui/cart-item

base-ui/ui/heading

PRODUCT

ecommerce/ui/cart-item-detail

ecommerce/ui/product/quantity-selector

ecommerce/ui/cart-item-detail

ecommerce/ui/product/quantity-selector

ecommerce/ui/cart-item-detail

ecommerce/ui/product/quantity-selector

ecommerce/ui/cart-item

base-ui/ui/heading

PRODUCT

ecommerce/ui/cart-item-detail

ecommerce/ui/product/item-total

ecommerce/ui/cart-item-detail

ecommerce/ui/product/item-total

ecommerce/ui/cart-item-detail

ecommerce/ui/product/item-total

ecommerce/ui/cart-item

ecommerce/ui/cart-item-detail

ecommerce/ui/product/remove-product-from-cart

ecommerce/ui/cart-item-detail

ecommerce/ui/product/remove-product-from-cart

ecommerce/ui/cart-item-detail

ecommerce/ui/product/remove-product-from-cart

# Cart Page

## Cart

### Product Details

### Quantity

### Price



Syrps

size: 36  
color: black

1

\$ 180



Jimmy Shoes

size: 36  
color: black

1

\$ 280



Converse

size: 36  
color: black

1

\$ 50



## Cart

shoe-store/ui/pages/cart

shoe-store/ui/cart

base-ui/ui/heading

Your cart

ecommerce/ui/cart-items

ecommerce/ui/cart-item

base-ui/ui/heading

PRODUCT

ecommerce/ui/cart-item-detail

base-ui/ui/img

base-ui/ui/heading

base-ui/ui/text

ecommerce/ui/cart-item-detail

base-ui/ui/img

base-ui/ui/heading

base-ui/ui/text

ecommerce/ui/cart-item-detail

base-ui/ui/img

base-ui/ui/heading

base-ui/ui/text

ecommerce/ui/cart-item

base-ui/ui/heading

PRODUCT

ecommerce/ui/cart-item-detail

ecommerce/ui/product/currency

ecommerce/ui/cart-item-detail

ecommerce/ui/product/currency

ecommerce/ui/cart-item-detail

ecommerce/ui/product/currency

ecommerce/ui/cart-item

base-ui/ui/heading

PRODUCT

ecommerce/ui/cart-item-detail

ecommerce/ui/product/quantity-selector

ecommerce/ui/cart-item-detail

ecommerce/ui/product/quantity-selector

ecommerce/ui/cart-item-detail

ecommerce/ui/product/quantity-selector

ecommerce/ui/cart-item

base-ui/ui/heading

PRODUCT

ecommerce/ui/cart-item-detail

ecommerce/ui/product/item-total

ecommerce/ui/cart-item-detail

ecommerce/ui/product/item-total

ecommerce/ui/cart-item-detail

ecommerce/ui/product/item-total

ecommerce/ui/cart-item

ecommerce/ui/cart-item-detail

ecommerce/ui/product/remove-product-from-cart

ecommerce/ui/cart-item-detail

ecommerce/ui/product/remove-product-from-cart

ecommerce/ui/cart-item-detail

ecommerce/ui/product/remove-product-from-cart



# List the Components

- heading
- image
- text
- currency
- button
- remove from cart
- cart items
- cart
- cart page

**Think about the  
API**

# Heading Component

## Properties

NAME	TYPE	DEFAULT	DESCRIPTION
element	'h1'   'h2'   'h3'   'h4'   'h5'   'h6'	-	html element to be rendered



# Image Component

## Properties

NAME	TYPE	DEFAULT	DESCRIPTION
<code>src</code> (Required)	<code>string</code>	-	image src
<code>alt</code> (Required)	<code>string</code>	-	image alternative text
<code>loading</code>	<code>'lazy'   'eager'</code>	-	lazy load image

# Text Component

## Properties

NAME	TYPE	DEFAULT	DESCRIPTION
<code>element</code>	<code>'p'</code>   <code>'span'</code>	-	text rendered as p element or span element

# Button Component

## Properties

NAME	TYPE	DEFAULT	DESCRIPTION
<code>children</code> (Required)	<code>string</code>	-	content of the button
<code>primary</code>	<code>boolean</code>	false	sets the button as primary
<code>secondary</code>	<code>boolean</code>	false	sets the button as secondary
<code>white</code>	<code>boolean</code>	false	sets the button as white
<code>counter</code>	<code>boolean</code>	false	sets the button as a counter button
<code>link</code>	<code>boolean</code>	false	renders the Link component instead of the button
<code>href</code>	<code>string</code>	''	href if using Link component
<code>as</code>	<code>E</code>	-	uses any element instead of button such as an <code>&lt;a&gt;</code> tag for external links

# Remove From Cart Component

## Properties

NAME	TYPE	DEFAULT	DESCRIPTION
<code>cartItem</code> (Required)	Shoe	-	item in cart



**Now It's Time  
to Build**

# Cart Page

cart-page

cart

cart-item

image



## Cart

Product Details	Quantity	Price	
<b>Syrps</b> size: 36 color: black	1	\$ 180	<div>x</div>
<b>Jimmy Shoes</b> size: 36 color: black	1	\$ 280	<div>x</div>
<b>Converse</b> size: 36 color: black	1	\$ 50	<div>x</div>



heading


heading

text

currency

remove-from-cart


# Component Library



UI

**img-grid v1.0.16**


A ImgGrid component.



UI

**img v1.0.12**

A component that renders an image



No preview available

ENV

**learn-bit-react v1.0.25**

A custom React component development environment

Anything can be rendered inside the card

UI

**card v1.0.18**

A basic card component which can render anything i...

**H1 Heading**

UI

**heading v1.0.18**

A Heading component.

**About**

UI

**link v1.0.31**

A Link component for rendering extenal links

text default to p tag

UI

**text v1.0.26**

A Text component for rendering text in a p element

Text in Roboto Font

STYLES / FONTS

**roboto v1.0.3**

RobotoMono Font from Google

**HELLO FROM TITLE**

UI

**title v1.0.12**

A Title component that renders a <h5>

--primary-color  
--primary-heavy  
--primary-light  
--primary-text  
--primary-text-heavy

STYLES

**colors v1.0.7**

A Colors component for theming

**dark mode**

hello

Anything can be rendered inside the theme

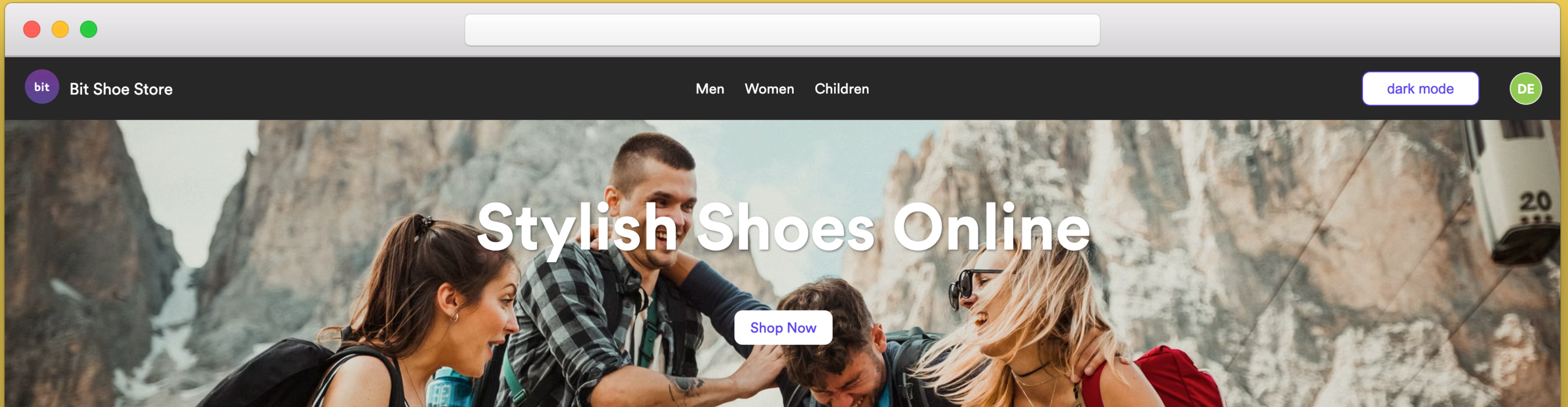
Text in Tangerine Font

**Primary**

Stylish Shoes Online



# Keep Building



## Nike Air

Lorem ipsum dolor sit amet consectetur adipiscing elit. Modi quos quidem sequi illum facere recusandae voluptatibus



## Grungers

Lorem ipsum dolor sit amet consectetur adipiscing elit. Modi quos quidem sequi illum facere recusandae voluptatibus



## Syrps

Lorem ipsum dolor sit amet consectetur adipiscing elit. Modi quos quidem sequi illum facere recusandae voluptatibus



## Vans

Lorem ipsum dolor sit amet consectetur adipiscing elit. Modi quos quidem sequi illum facere recusandae voluptatibus





learn-bit-react on Bit.dev: Lear

bit.dev/learn-bit-react

LearnPlatformPricingEnterpriseLogin

Learn moreGet started

bit

learn-bit-react

Learn how to use Bit with our demo projects built in React. From base ui scopes to ecommerce and apps. Examples include use of fonts, styles, themes, envs, mock data and more.

20 Members

TE

+13

ComponentsScopesScope graph

Labels

Dependencies

Size

More options

base-ui

Base components including env, styles, fonts and theme

primary

LEARN-BIT-REACT / BASE-UI / THE...  
light-theme v0.0.3  
Colors for light theme

About

LEARN-BIT-REACT / BASE-UI / UI  
link v1.0.16  
A Link component for rendering extenal links

hello from Text

LEARN-BIT-REACT / BASE-UI / UI  
text v1.0.11  
A Text component for rendering text in a p...

Primary

LEARN-BIT-REACT / BASE-UI / UI  
button v2.0.3  
A Button component for buttons and elements tha...

No preview available

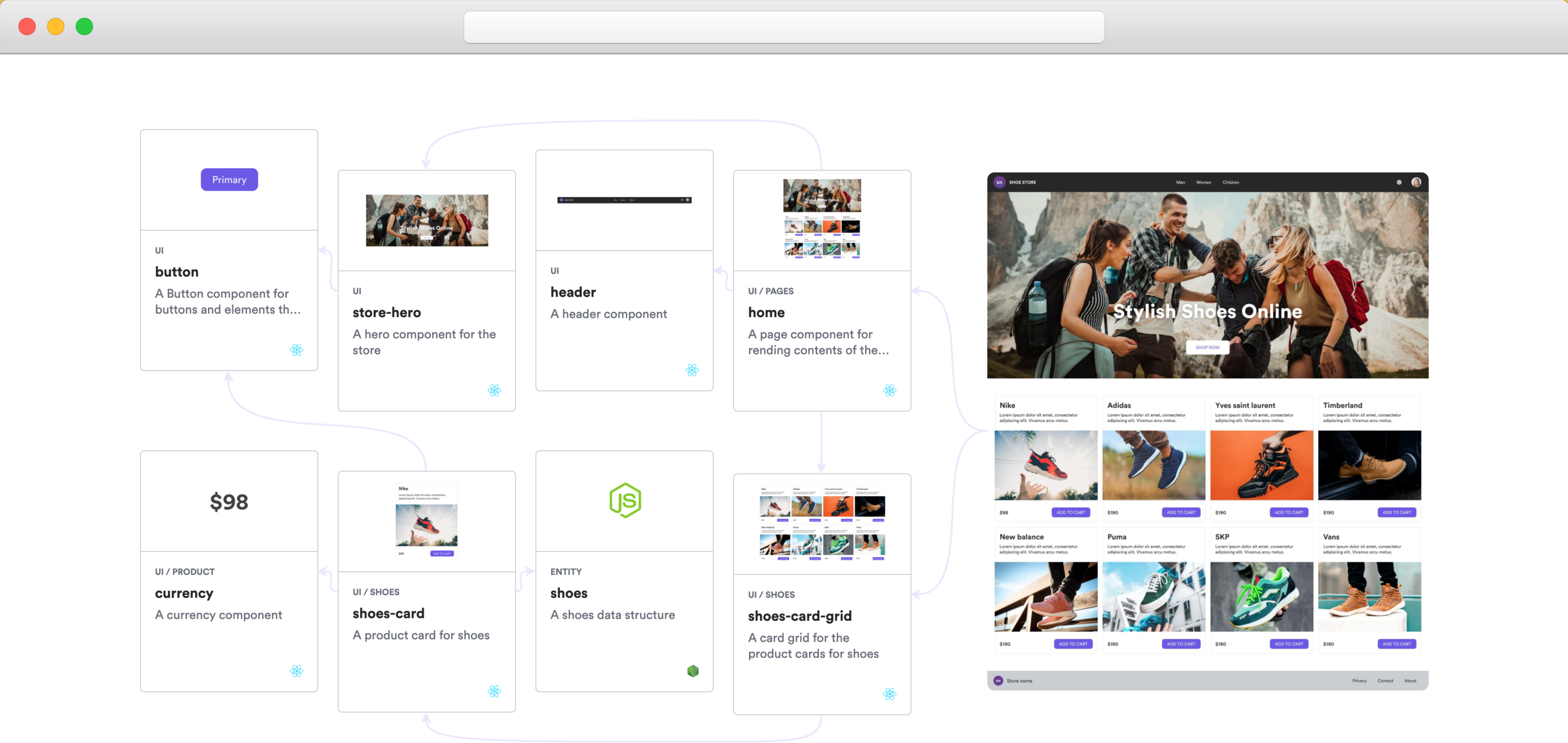
LEARN-BIT-REACT / BASE-UI / ENV  
learn-bit-react v1.0.11  
A custom React component development...

H1 Heading

LEARN-BIT-REACT / BASE-UI / UI  
heading v1.0.11  
A Heading component.



# Compose Components to create Apps





learn-bit-react / shoe-store: A

+

bit.dev/learn-bit-react/shoe-store

bit

In this scope

Search for components...

Q

LearnPlatformPricingEnterpriseLogin

Learn more

Get started

Gallery

COMPONENTS

apps

shoe-store

entity

most-wanted-shoes

shoes

ui

pages

about

about-shoes

children

home

home-shoes

men

women

shoes

shoes-card

shoes-card-grid

readme


learn-bit-react / shoe-store

Use

learn-bit-react/shoe-store

App built with components from base-ui and ecommerce as well as custom components

Public1 Collaborator13 Components



Figma

UI / SHOES

shoes-card v1.0.15

A ShoesCard component.

No preview available

ENTITY

most-wanted-shoes v1.0.3

No preview available

ENTITY

shoes v1.0.6

A Shoes data structure.

About

UI / PAGES

about-shoes v1.0.15

An About page component.

Style

UI / PAGES

home-shoes v1.0.18

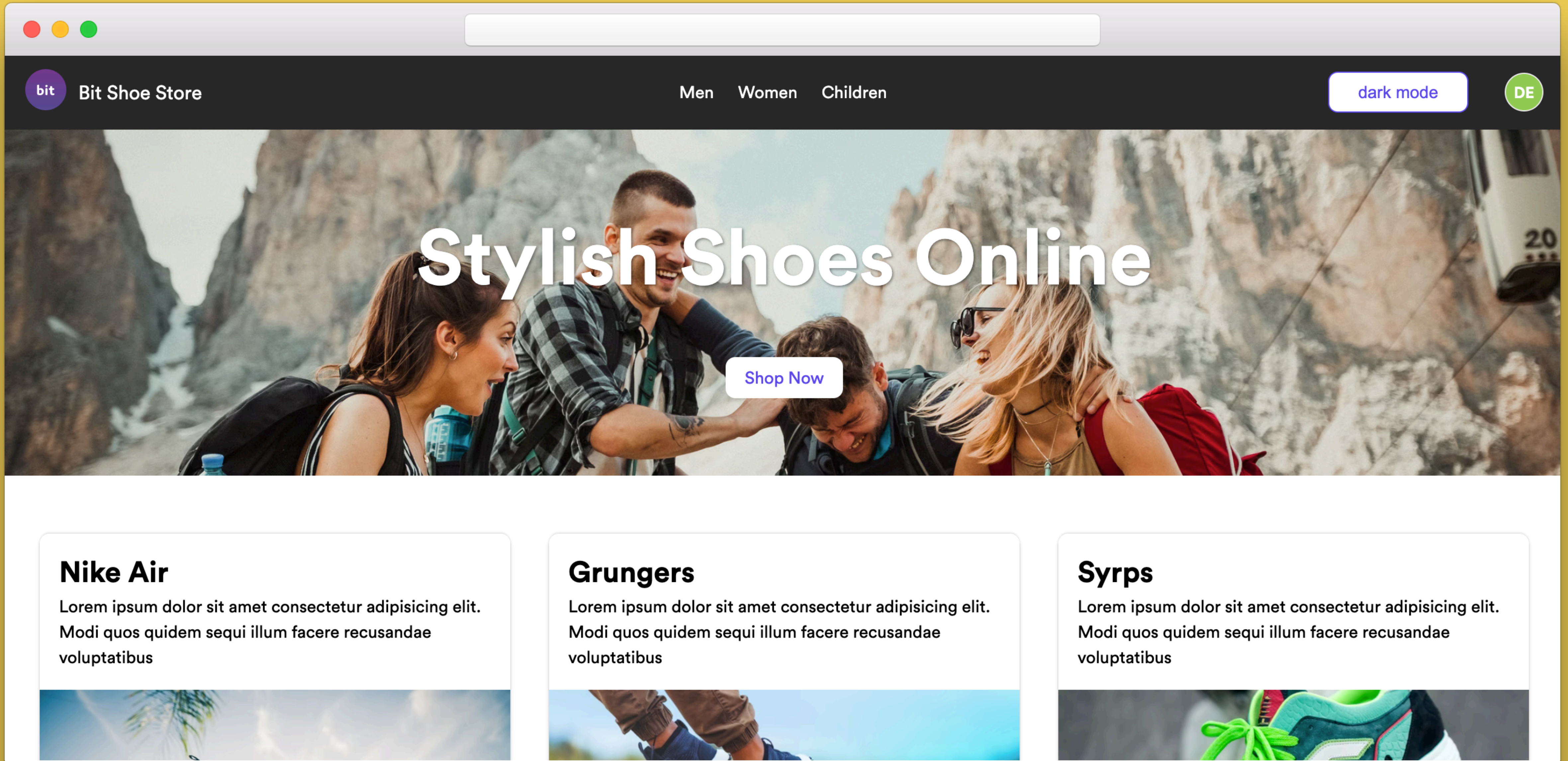
A HomePage component for rendering contnet to ...

Nike Air

bit Bit Shoe Store



# Reuse Components in any App




## Stylish Shoes Online

Shop Now

### Nike Air

Lorem ipsum dolor sit amet consectetur adipisicing elit. Modi quos quidem sequi illum facere recusandae voluptatibus



### Grungers

Lorem ipsum dolor sit amet consectetur adipisicing elit. Modi quos quidem sequi illum facere recusandae voluptatibus



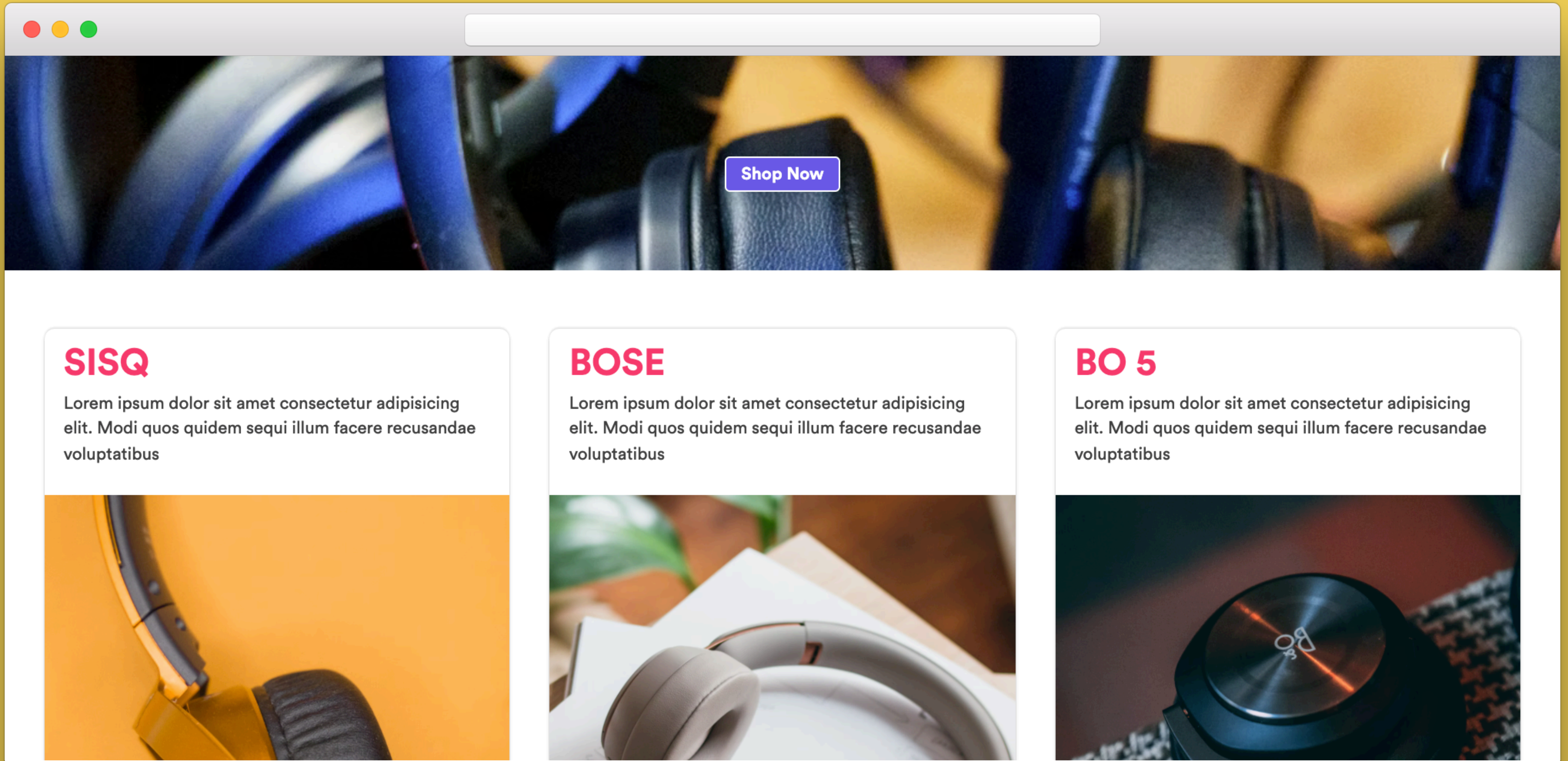
### Syrps

Lorem ipsum dolor sit amet consectetur adipisicing elit. Modi quos quidem sequi illum facere recusandae voluptatibus



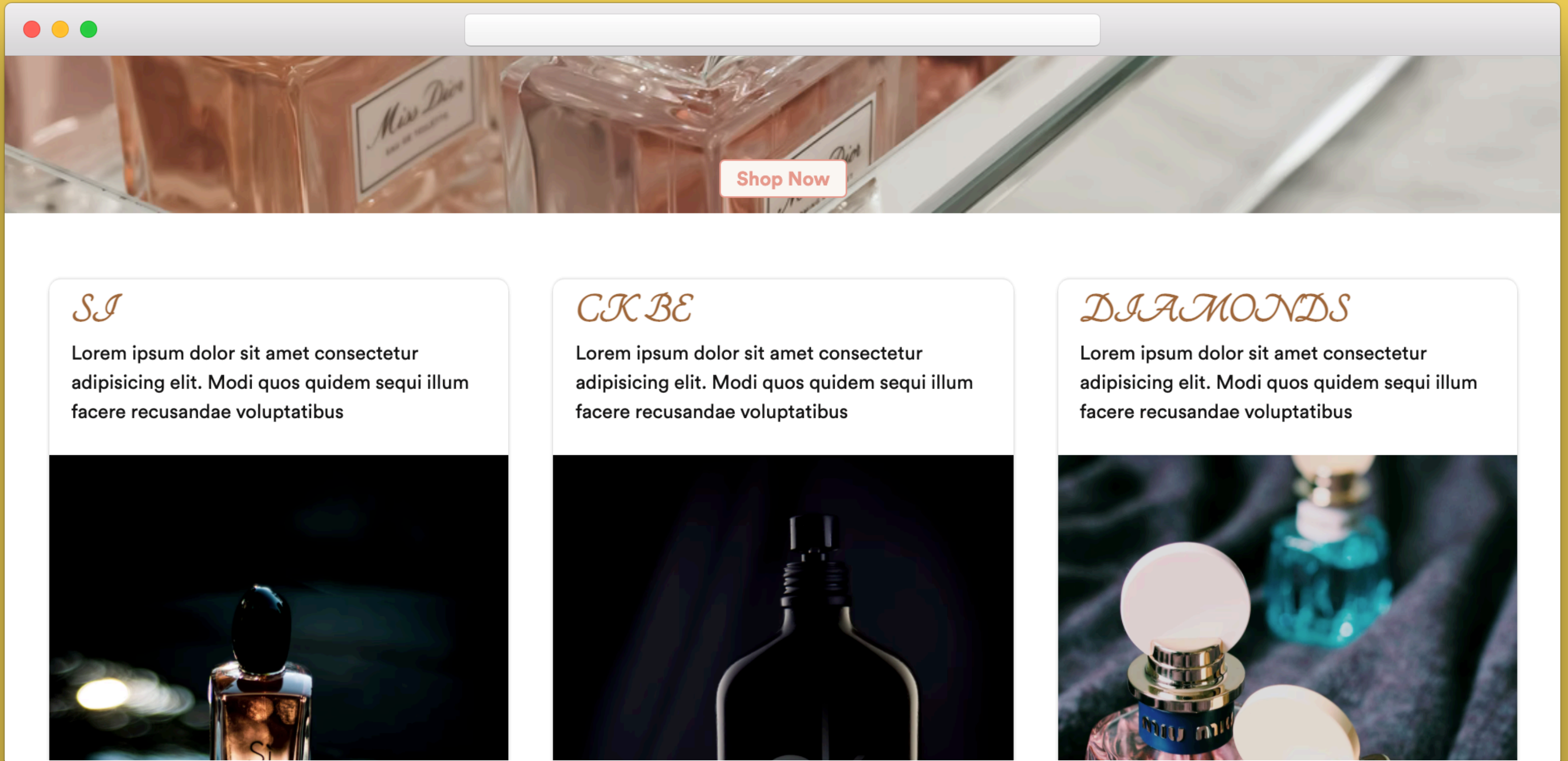


# Reuse Components in any App






# Reuse Components in any App





# Reuse Components in any App



## NIKE AIR

Lorem ipsum dolor sit amet consectetur adipisicing elit. Modi quos quidem sequi illum facere recusandae voluptatibus



## CONVERSE

Lorem ipsum dolor sit amet consectetur adipisicing elit. Modi quos quidem sequi illum facere recusandae voluptatibus



## YEEZY

Lorem ipsum dolor sit amet consectetur adipisicing elit. Modi quos quidem sequi illum facere recusandae voluptatibus



# Configs as a Component



# Sharing ESLint config

Create your config  
as a component  
Add your rules

```
my-eslint.js

module.exports = {
  overrides: [
    {
      files: ['*.ts', '*.tsx', '*.js', '*.jsx', '*.mjs'],
      rules: {
        'no-console': 'error'
      }
    }
  ]
};
```



# Sharing ESLint config

Export the config



```
index.js  
  
module.exports = require('./my-eslint-config');
```

# Sharing ESLint config

Import the config  
All projects stay  
up to date

```
yarn add @learn-bit-react/configs.my-eslint --dev
```

```
module.exports = {  
  extends: [  
    require.resolve('@learn-bit-react/configs.my-eslint')  
  ],  
  // override rules here  
  rules: {}  
};
```

# Prettier, Tailwind, TSConfig

Create one config

Apply it to all your projects

```
.prettierrc.js


import prettierConfig from 'ComponentName';

module.exports = {
  ...prettierConfig,
  //override what ever you want
  spaces:4
};
```



# Component Driven

- Components are truly isolated
- Scoped to a Particular Team
- Independently Versioned
- Independently Released
- No longer coupled to the App
- Can be consumed in the app, any app, many apps



thanks for  
listening

# Demo Projects



Demo Projects on [bit.dev](https://bit.dev)



debs\_obrien