

# Design contributions to OSS: Learnings from the Open Design project.

---

**OPEN DESIGN.**

# Hi, I'm Eriol.

They/Them pronouns.

10 years in digital product design & UX.

7 years in humanitarian sector 2 years in (FL)OSS.

PhD student researching Humanitarian OSS + Design

Designer at Open Food Network

@erioldoesdesign @opensrcdesign



@coscup #COSCUP2020



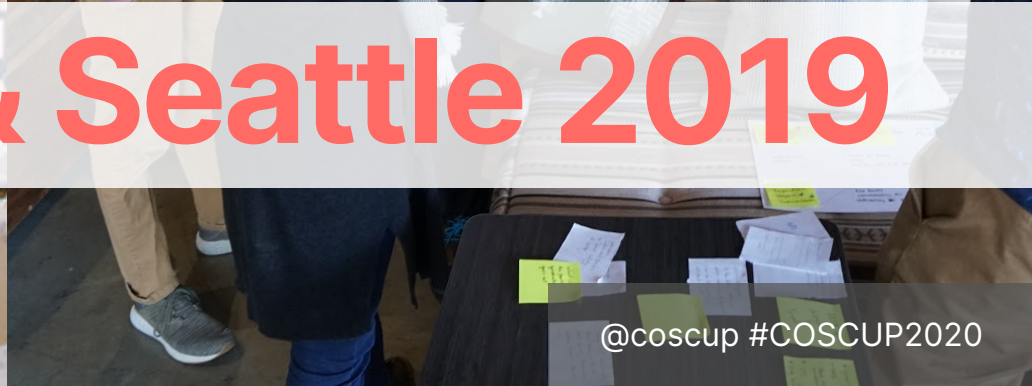
# Why aren't there many design related contributions to OSS?

---

# OPEN DESIGN.



# Berlin 2018 & Seattle 2019



@erioldoesdesign @opensrcdesign

@coscup #COSCUP2020



OPEN DESIGN.

# Designers want to work on projects 'for good.'

@erioldoesdesign @opensrcdesign

@coscup #COSCUP2020


OPEN DESIGN.

**Designers**  
**collaborating** and  
**contributing** to  
**'Humanitarian' OSS**  
and **tech for good** at  
**challenge gatherings.**

**But there are a lot of  
challenges.**

---





# Most designers don't have a clue about what OSS is or can be.

OPEN DESIGN.

# OSS isn't part of design education.

@erioldoesdesign @opensrcdesign

@coscup #COSCUP2020



**Even if designers  
know about OSS,  
Github and Gitlab  
can be a barrier.**



# Most OSS projects understand design as 'logos' and 'graphics.'

---

Example:



has run  
a farm for  
10 years.  
Grows flowers

-helps  
community  
-has farm  
hackers

flood  
volunteer  
Professional  
Knowledge

Office  
landry  
Earthquake  
Volunteer

# OSS project issues can be restrictive...

- Active  
- mobile wifi

- K...  
- Partner

- owns car +  
truck  
- tech ok

typhoon in  
100 yrs

die  
no media

thankful  
for  
volunteers

What  
Kind of  
assistance  
you need

got  
resources  
sharing

looked  
for who  
need help

offered to  
help others  
Volunteer  
group

yr 3  
its  
better

2 regions  
have  
houses  
destroyed

live alone  
in house  
old men  
- need place  
to stay

17 meters  
steel  
container  
then

Knew a  
government  
official



OPEN DESIGN.

...but open workshops  
often lose focus and  
relevancy.

---



# Lack of version control in software and process for designers.

---

# Reworking the OSS and design workshops.

# Design activities.

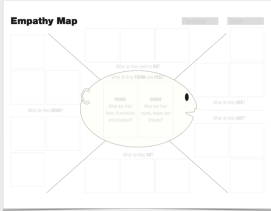
### Empathy Mapping.

Build empathy for your group

What it is used for:  
Empathy Mapping helps us consider how other people are thinking and feeling. It builds empathy and gains alignment around user needs, goals, and pain-points.

Whats the purpose:  
To zoom out from focusing on behaviours to consider the users' emotions and experience as well.

Group exercises



OPEN DESIGN.


### Define the problems.

Understand your group's biggest challenges

What it is used for:  
Take your challenge and create the narrative for the person described in your empathy map. Define where they are struggling, state the problems.

Whats the purpose:  
This will help you to focus on specific problems to start the ideation.  
It also helps further define the issue in the repo and add context for other collaborating designers.

Group exercises



OPEN DESIGN.

### Ideation.

Develop ideas on how you could solve the challenges for your user. Think big and beyond a single purpose.

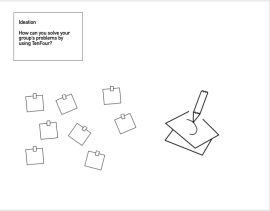
What it is used for:  
Please develop as many wild, bold, weird ideas ideas as possible and mark them on post-its. Please work as visually as possible to allow others to understand your idea at one glance.

There are no bad ideas and no bad sketches. Vote for the best idea(s) at the end of the session by dot voting.

Whats the purpose:  
Develop a huge amount of ideas in order to choose the best one(s)

Group exercises

Which idea best solves your challenge and for your users?



OPEN DESIGN.

### Story-board.


Define your idea and how it works step by step

What it is used for:  
If useful, you can story board the process someone might go through when trying to perform the challenges actions.

Whats the purpose:  
To help discover any missed opportunities or interactions by users when looking at challenges.

Optional exercise.

Group exercises



OPEN DESIGN.

### Sketching & Prototyping.

Now manifest your ideas in mobile user interfaces

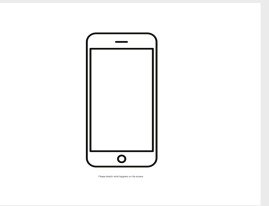
What it is used for:  
To map out what screens might be needed in the idealised process. Also useful for storytelling

Whats the purpose:  
This will help you to focus on specific problems to start the ideation.  
It also helps further define the issue in the repo and add context for other collaborating designers.

Optional exercise.

You can go straight to XD prototyping.

Group exercises



OPEN DESIGN.



OPEN DESIGN



India, Bengaluru.

@erioldoesdesign @opensrcdesign



Taiwan, Taipei.

@coscup #COSCUP2020



OPEN DESIGN.

# Invite into the process a 'witness.'

<https://github.com/Erioldoesdesign/opendesign/blob/master/witness-brief.md>

@erioldoesdesign @opensrcdesign

@coscup #COSCUP2020

Our witness,  
Akhila M.

# Translate issues to design challenges.

<https://github.com/Erioldoesdesign/opendesign/blob/master/translating-issues-to-design-challenges.md>

# Prototypes.

A check in that someone can't resend but can respond to.

08:05 AM Today, Eriol Fox

3

2

1

0

RESPOND

RESEND

Answer 1

Vanaja

August 21, 2019

Safe: NO

Urgency Detected: 80%

Keywords: Help Small Children Die No food

No Shelter

Language Spoken: Malayalam

Idukki, 3rd Road, 7th Cross, Idukki, Kerala

Read full transcript here

Check-ins

SENT

INBOX

Location is being shared

STOP SHARE

Safe Area

Active

Your location

Relief team

People Near You

Rekha

938237498

Specialist Skills

Do you have any particular skills that could be useful?  
Find it in our categories below, or type it in, and upload your documents.

Search

I'm searching for something

Search...

ACTIONS

Input some text

Input some text

I need HELP!!!

SEND

Describe your situation

Simply describe what damage you are facing

Photo & Video

How big is your property?

100 m2

Location

Taipei, Zhongshan Area

Contact number

091234567

What skill do you need?

+ ADD SKILLS

What kinds of resources do you need?

+ ADD RESOURCES

**OPEN DESIGN.**

**Increase & sustain  
contribution.**

**Support the community.**

**Build understanding between  
design and OSS.**

**Bringing Open Design to education  
and workplaces.**



**We want to build  
relationships with  
more OSS projects.**

# Open methodology, frameworks and processes to use and remix:


<https://github.com/Erioldoesdesign/opendesign/>

---

**Designers and developers  
collaborating together,  
openly across borders and  
organisations.  
This is the future of design.**

# A community of supportive designers in open source

[opensource.design.net](https://opensource.design.net)





# Thank you!

All the information and scenarios included in these slides have been compiled and inspired from research from Open Design: Phase 1 funded by Adobe fund for design.

Thanks to Adobe fund for design, Designit and Ushahidi for funding, supporting and hosting the initial phase of Open Design. Thanks to Open Source Design, Simply Secure and Newcastle University for supporting the next phase of Open Design.

Open Design is still seeking funding for the next phase in supporting more OSS projects to work with design as an open source contribution.

Contact [opendesignis@gmail.com](mailto:opendesignis@gmail.com) for more details.

## OPEN DESIGN.



Adobe

**Designit**<sup>®</sup>  
a wipro company

