




Rand McNally Dock

Get updates and upgrades
Download Rand McNally Dock

[Download Now](#)



Update your Rand McNally Gps device to get the new features and make the software run smoothly. You can update your Rand McNally GPS device using **Rand McNally Dock** to reach the right destination quickly and smoothly. This user-friendly software will help you provide the easiest way to reach the place you are searching for. This unique GPS device comes with numerous features that help a user reach the targeted position quickly. Moreover, Once you update this GPS device using the recommended software, you can enjoy its best features. Download this user-friendly software now so that you will be notified of the fresh updates on the device.

You can either download the software in your “Windows” or “Mac” as it would be accessible in both. In this precise read, you will be familiar with the **Rand McNally Dock** downloading procedure, including its access to the system. Therefore, all you need to do is go through the below sections to make your complete process easy.

Crucial System Requirement To Access Rand McNally Dock

There are some requirements that you should be careful about in order to download the software. Let's discuss its Supported Web Browsers, Operating System, how much Hard Disk Space essential and, Additional Prerequisites:

Supported Web Browsers



Internet Explorer 7 and higher






Firefox 3 and higher



Safari 4 and higher



Chrome 4 and higher



Opera 10 and higher

Operating System

Moreover, ensure the operating system to make the process easier:

- Windows XP, Vista, 7, 8, 10*
- MAC OS X 10.5 and higher, Intel-based only (El Capitan, Sierra, High Sierra, and Mojave require XQuartz version 2.7.11. Catalina and newer do not require XQuartz.)

Necessary Hard Disk Space

At least 8 GB of space must be available in your Hard Disk to download the **Rand McNally Dock** in the system.

How To Download Rand McNally Dock Software

Use Rand McNally GPS Device to be at your targeted place quickly. But, make sure about the latest features that make its uses easier. Its features make the device more valuable, and you will find the easiest way to be at your targeted position. Moreover, truck drivers and others who don't know about that place they need to reach can use this amazing featured device.

- Go to your preferred browser and type "Randmcnally.com" in the search bar.
- Then, you will spot a "DOWNLOAD HERE" option; click on it to get a new page on the screen.
- The download process will start, and once it gets completed, you need to download the installation file smoothly.
- You have to click on the link to download the installation file, and the installation process will start.
- Please save the file on your system to jump to the next step.
- Furthermore, Click on the downloaded file and hit the " RUN" button, your installation process will start automatically.
- Moreover, do not skip anything on this window and stay on the same screen until the process is completed.
- Here you go, you have installed the **Rand McNally Dock** on your system, use the software to make things easy.


HOW TO DOWNLOAD RAND MCNALLY DOCK SOFTWARE



Easy Ways to Update Rand McNally

Make your GPS Device Updation procedure easy with **Rand McNally Dock**. You need to register your device and use T&D; it will enable all the announcements of Rand McNally. In the above section, you have detailed information to download the software. You need to know the steps to make it run and update your Rand McNally GPS Device.

Note: Please ensure pure connectivity between the GPS device and the preferred system.





Easy Ways to Update **Rand McNally**


- Open your downloaded software to get the preferred menu on the screen.
- You will get the various options, including the software version, the Dock version, and the serial version details.
- Moreover, you have the authority to change personal information. All you need to do is click on the "Registered User."
- Furthermore, you can easily spot the update button on the main menu. Check if the "Update" button is green, then there is something new for you in the GPS device. Click on the button to get the update done quickly.
- On the other hand, if you spot the "UPDATE" button is grey, it is already updated.
- So, now you have all the required information about the software. Use this amazing tool and keep your **Rand McNally** GPS Device up-to-date.

Frequently Asked Questions

▼ What Is Rand McNally Dock?

▼ Why Do I Use this Software?

▼ Is it easy to use the Rand McNally Dock?

 **Popular Searches** : [Rand McNally Dock](#), [Rand McNally Com Dock](#), [Rand McNally Dock Download](#), [Rand McNally Dock Software](#), [Rand McNally Dock Updates](#), [Rand McNally Update](#), [Rand McNally GPS Update](#), [Rand McNally Updates](#)

Disclaimer : Randmcnallydock.live is solely intended to provide the readers with knowledgeable content regarding Rand McNally. However, we do not guarantee the appropriateness of the information provided here. The users must acknowledge that this website may have discrepancies, and the users are taking actions at their own risk. We do not hold the propriety of any of the brand names as well as the Rand McNally logo used here. We shall not be held responsible for any kind of loss (financial or situational) undergone through the users' use of this website.
