

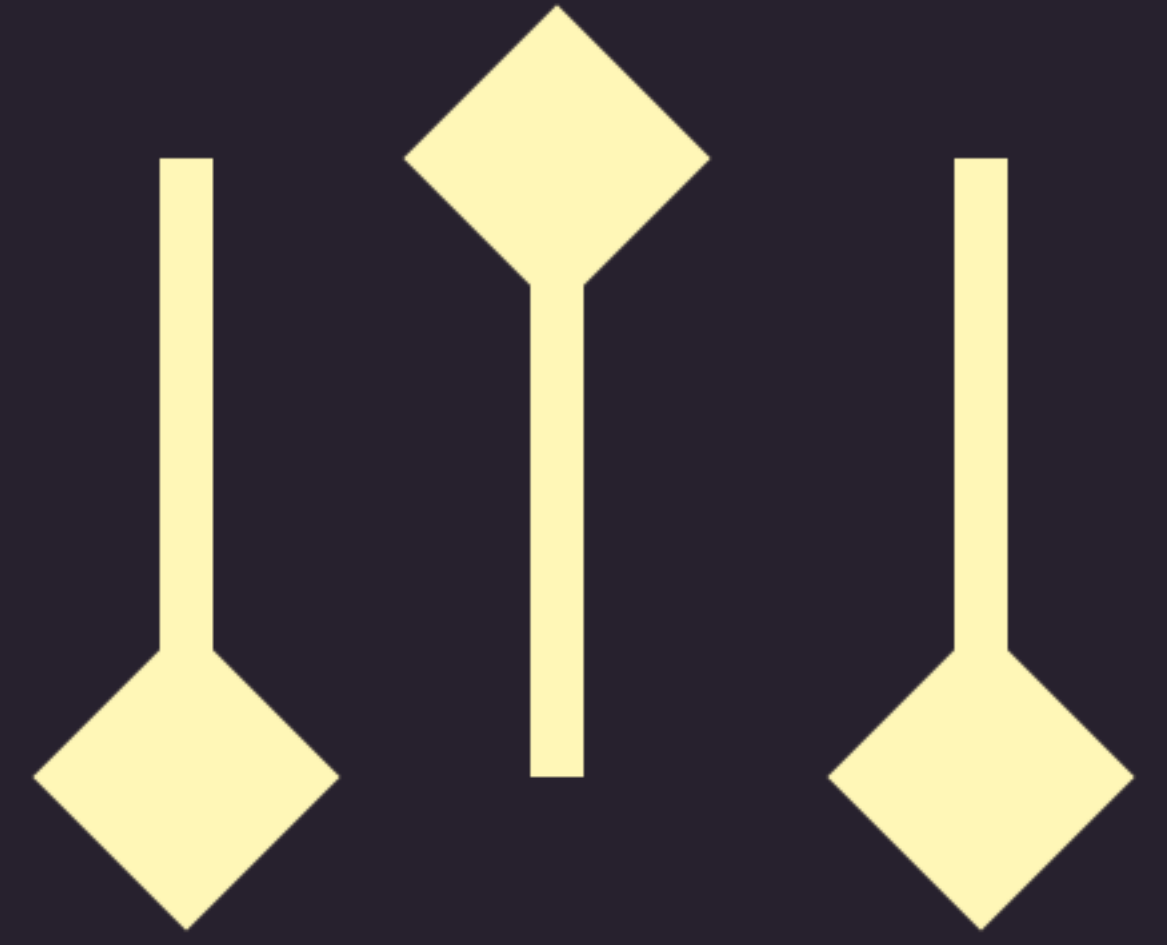
Theming with Design Tokens

The title 'Design Tokens' is rendered in a large, bold, white sans-serif font. The letters are layered with a variety of vibrant colors including orange, purple, cyan, and green, creating a dynamic, multi-colored effect. The background is a solid dark grey.

Danny Banks @dbanksdesign



design tokens are a
methodology



REFERENCES

ALIASES

REFERENCES

ALIASES

REFERENCES

ALIASES

REFERENCES

ALIASES

REFERENCES

ALIASES

REFERENCES

ALIASES

REFERENCES

ALIASES

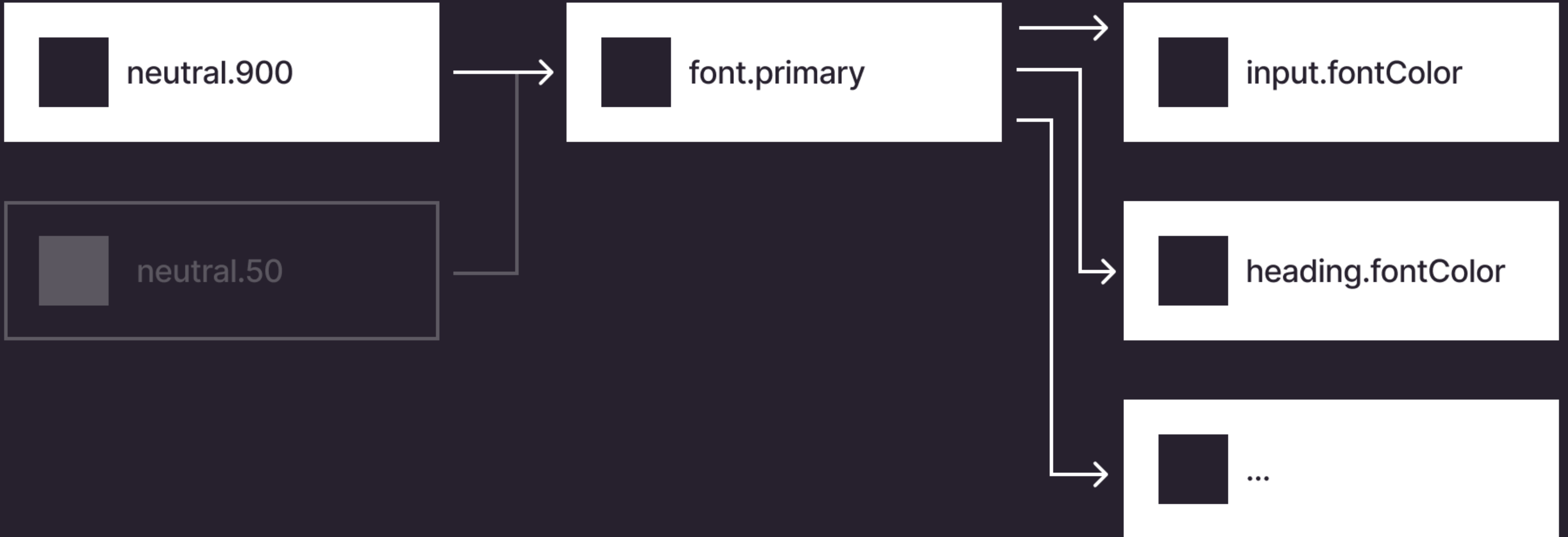
REFERENCES

ALIASES

Core/Brand

Semantic/Application

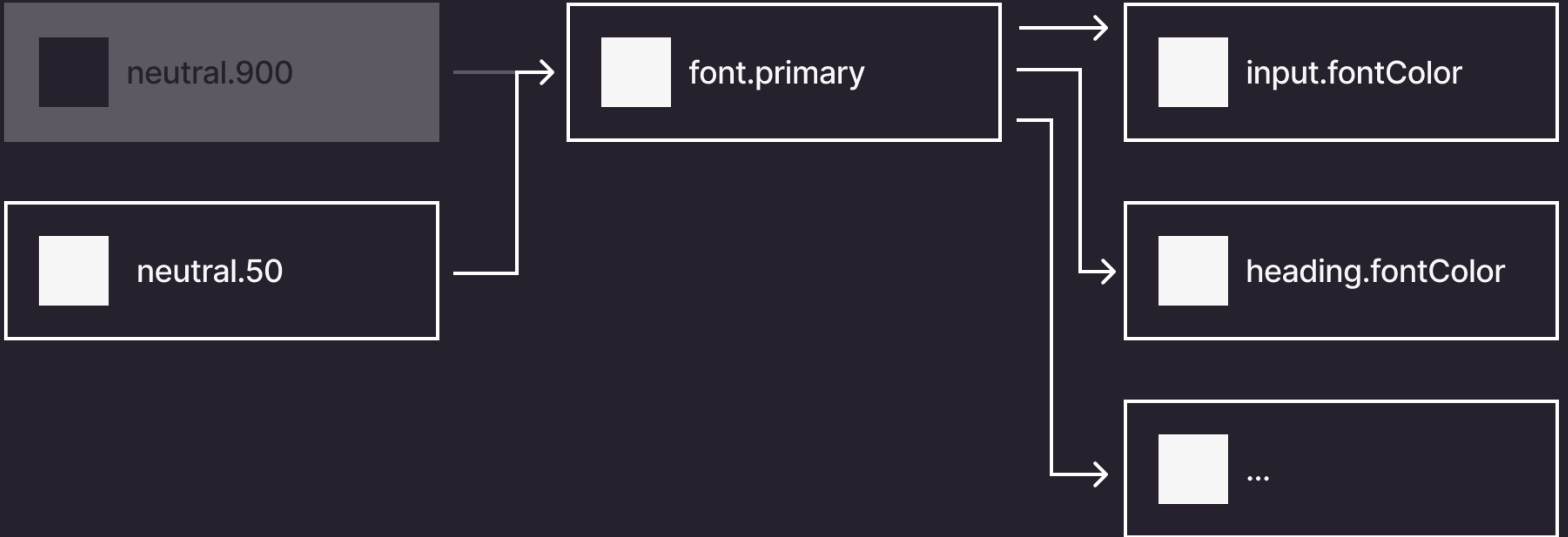
Component



Core/Brand

Semantic/Application

Component



Brands

THEMES

Modes

Brands

Static

Mutually Exclusive

Build-time

Hierarchical

Modes

Dynamic
Contextual
Run-time
Flat

Brand

Application

Component

Semantic naming

Ordinal

Primary

Secondary

Tertiary

Quaternary

Scale

Small (1)

Medium (2)

Large (3)

XL (4)

Categorical

Info

Warning

Error

Success

References

Names



CSS ZEN GARDEN

The Beauty of CSS Design

[VIEW ALL DESIGNS](#)



A demonstration of what can be accomplished through CSS-based design. Select any style sheet from the list to load it into this page.

Download the example [HTML FILE](#) and [CSS FILE](#)

THE ROAD TO ENLIGHTENMENT

Littering a dark and dreary road lay the past relics of browser-specific tags, incompatible DOMs, broken CSS support, and abandoned browsers.

We must clear the mind of the past. Web enlightenment has been achieved thanks to the tireless efforts of folk like the W3C, WASP, and the major browser creators.

The CSS Zen Garden invites you to relax and meditate on the important lessons of the

MID CENTURY MODERN

by Andrew Lohman

GARMENTS


by Dan Mall

STEEL

by Steffen Knoeller

APOTHECARY

by Trent Walton



HTML

```
1 <ul>
2   <li><button class="c-
  btn">Button</button></li>
3   <li>
4     <button class="c-btn">
5       <span class="c-
  btn__text">More</span>
6
7     <?xml version="1.0"
```

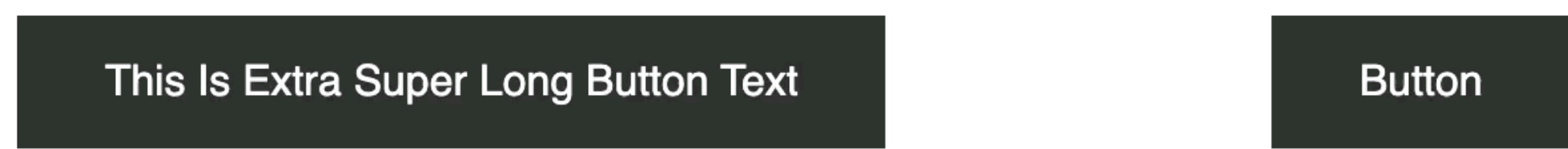
CSS

```
1 /*-----
  -*\
2   #DESIGN TOKENS
3  \*-----
  -*/
4 :root {
5   /**
6    * First tier: brand definitions
7    * 1) These variables define the
```

JS

```
1 var themeSwitcher =
  document.querySelector('.theme-
  switcher');
2
3 themeSwitcher.addEventListener('change
  ',function(){
4   var themeName = this.value;
```

Select A Theme ▾



Typography

Text increment
1.23 ratio

Base size
0.9 rem

Font
system-ui, sans-serif

Spacing

Unit
0.5 rem

Space increment
1.65 ratio

Color

Text frame
0.8 em

Accent hue
254 °

Accent saturation
31 %

Accent lightness
50 %

Layer

Grey saturation
5 %

Radius
0.4 rem

Field border
2 px


Round buttons


SHAPER

Randomize

Dark mode

Demo Specs





New

First Section

Second Section


Third Section

Fourth Section

The Interpolation Time

First Second Third


Search



Ichirō Nori

As suggested this version should keep correct timings when changing looping lengths.

6:51 p. m. · 11 jun. 2020




Kiyoko Riku
@kiyoko

Follow

This device includes 4 delays
Greater control to generate loops


Data

\$731



Data

\$294



Resources

W3C Design Token Community Group

designtokens.org

github.com/design-tokens

Design Systems Slack

<https://design.systems/slack/>

[#topic-design-tokens](https://design.systems/slack/#topic-design-tokens)

Awesome Design Tokens

[github.com/sturobson/Awesome-](https://github.com/sturobson/Awesome-Design-Tokens)

[Design-Tokens](https://github.com/sturobson/Awesome-Design-Tokens)

<https://bit.ly/theming-with-design-tokens>

Thank you

The text "Thank you" is rendered in a clean, white, sans-serif font. It is centered and overlaid on a series of overlapping, rounded rectangular shapes in various colors including orange, pink, purple, blue, and green. These shapes are arranged in a way that they appear to be stacked or layered, creating a vibrant, multi-colored background for the text.

Danny Banks @dbanksdesign