

# TTL about 障子





国 Lo – Letter, other

W Lu – Letter, uppercase

© So – Symbol, other

writing-mode: vertical-rl

国际化活动  
30万维  
网联盟



```
footer {  
  writing-mode: vertical-rl;  
  transform: rotate(0.5turn);  
}
```



© YOURS TRULY



```
footer {  
  writing-mode: vertical-rl;  
  transform: rotate(0.5turn);  
  text-orientation: sideways;  
}
```



© YOURS TRULY



# TTL about 障子

shōji






   

Share



# Tabbed Interfaces

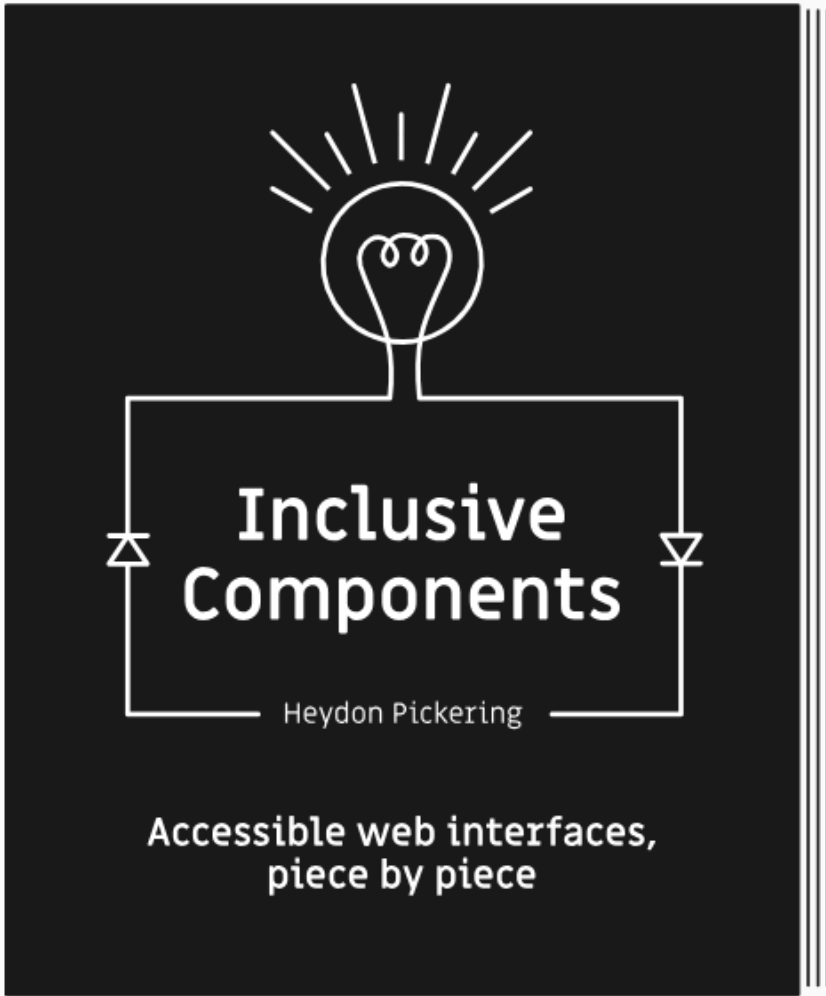
05 October, 2017



---

## Get the book!

The [Inclusive Components book](#) is now available, with **updated and improved** content and demos.







# A LIST APART

Northwestern  
INFORMATION DESIGN AND STRATEGY  
School of Professional Studies

Build advanced skills for growing career opportunities. Choose from tracks in content strategy, UX/UI, communication with data, and learning design.

## Sliding Doors of CSS

by [Douglas Bowman](#) · October 20, 2003

Published in [CSS](#), [HTML](#), [Interaction Design](#)



**A note from the editors:** While brilliant for its time, this article no longer reflects modern best practices.

A rarely discussed advantage of CSS is the ability to *layer* background images, allowing them to *slide* over each other to create certain effects. CSS2’s current state requires a separate HTML element for each background image. In many cases, typical markup for common interface components has already provided several elements for our use.

Northwestern  
INFORMATION DESIGN AND STRATEGY  
School of Professional Studies

Build advanced skills for growing career opportunities. Choose from tracks in content strategy, UX/UI, communication with data, and learning design.

One of those cases is tabbed navigation. It’s time to take back control over the tabs which are continually growing in popularity as a primary means of site navigation. Now that CSS is widely supported, we can crank up the quality and appearance of the tabs on our sites. You’re most likely aware that CSS can be used to [tame a plain unordered list](#). Maybe you’ve even seen lists styled as tabs, looking something like this:



What if we could take **the exact same markup** from the tabs above, and turn them into something like this:



With simple styling, **we can**.



A Book Apart:  
Brief books for people who make websites.

142 Comments

Share this:



Become a patron

Translations

[Italian](#)

[Romanian](#)

[Russian](#)






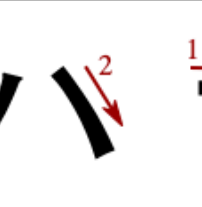
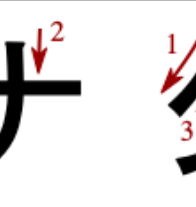
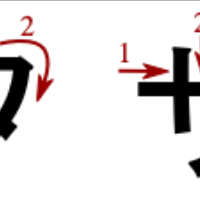
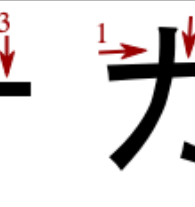

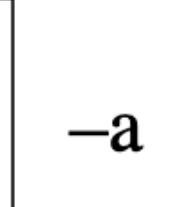
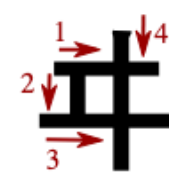



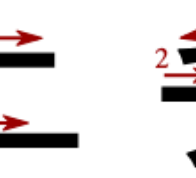

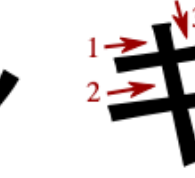

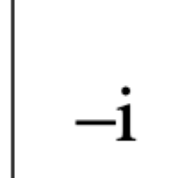

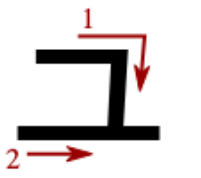






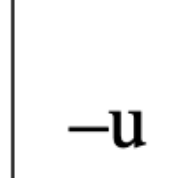




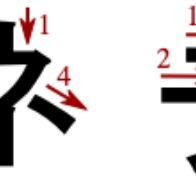


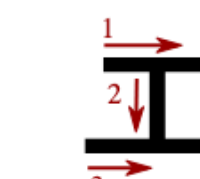
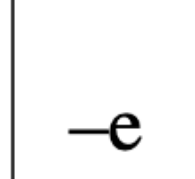

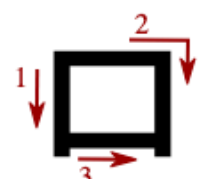
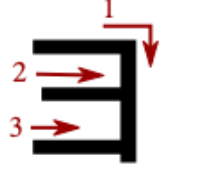





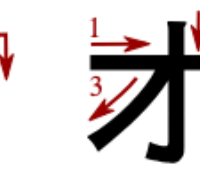
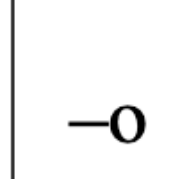


HTML

CSS

```
15 a {
16   display: block;
17   padding: 0.5em 1em;
18   color: currentColor;
19   text-decoration: none;
20   background: url(https://alistapart.github.io/
code-samples/slidingdoors/v1/norm_right.gif) top
right;
21   position: relative;
22   outline-offset: -3px;
23
24   &::before {
25     content: '';
26     position: absolute;
27     inset: 0;
28     width: 1em;
29     background: url(https://
alistapart.github.io/code-samples/slidingdoors/v1/
norm_left.gif) top left no-repeat;
30   }
31
32   &[aria-selected="true"] {
33     padding-bottom: calc(0.5em + 1px);
34     background-image: url(https://
alistapart.github.io/code-samples/slidingdoors/v1/
norm_right.gif);
```


JS


Hiragana	Katakana	Kanji									
n	w-	r-	y-	m-	h-	n-	t-	s-	k-		
											-a
<i>n</i>	<i>wa</i>	<i>ra</i>	<i>ya</i>	<i>ma</i>	<i>ha</i>	<i>na</i>	<i>ta</i>	<i>sa</i>	<i>ka</i>	<i>a</i>	
											-i
<i>wi</i>	<i>ri</i>			<i>mi</i>	<i>hi</i>	<i>ni</i>	<i>chi</i>	<i>shi</i>	<i>ki</i>	<i>i</i>	
											-u
	<i>ru</i>	<i>yu</i>	<i>mu</i>	<i>fu</i>	<i>nu</i>	<i>tsu</i>	<i>su</i>	<i>ku</i>	<i>u</i>		
											-e
<i>we</i>	<i>re</i>			<i>me</i>	<i>he</i>	<i>ne</i>	<i>te</i>	<i>se</i>	<i>ke</i>	<i>e</i>	
											-o
<i>wo</i>	<i>ro</i>	<i>yo</i>	<i>mo</i>	<i>ho</i>	<i>no</i>	<i>to</i>	<i>so</i>	<i>ko</i>	<i>o</i>		


vector graphic by Pmx, original pixel graphic by Karine Widmer, CC-BY-SA 3.0

[tabbed interface](#) from *Inclusive Components* by Heydon Pickering  
[sliding doors](#) by Douglas Bowman, *A List Apart*, 2003





 HTML







```
1 <div class="tabbed">
2   <details name="Jpan" open="">
3     <summary>Hiragana</summary>
4     <div>
5       
6       <footer>vector graphic by Pmx, original
pixel graphic by Karine Widmer, <small>CC-BY-SA
3.0</small></footer>
7     </div>
8   </details>
9   <details name="Jpan">
10    <summary>Katakana</summary>
```


 CSS






```
8 /* taken from https://codepen.io/RYJASM/pen/
eYoYeRg */
9 .tabbed {
10   display: flex;
11   flex-wrap: wrap;
12
13   details {
14     display: contents;
15
16     > div {
17       order: 1;
```

 JS





► Hiragana

► Katakana

▼ Kanji

瑪	刪	阿	約	以	依	申	撒	達	出	起	箴	歷
拉	河	摩	拿	斯	撒	命	母	尼	埃	源	言	代
基	律	司	書	帖	意	紀	耳	爾	及	之	耶	志
書	經	記	以	記	亞	若	書	先	記	書	利	何
宰	那	彌	西	渾	先	蘇	列	知	戶	肋	米	西
通	鴻	迦	結	元	知	厄	王	教	籍	未	哀	阿
爾	書	紀	書	經	書	記	書	師	書	記	歌	書

Pious Shy Boi, CC0 1.0





I've been trying to lay out this page  
For what feels like an age  
But it still ain't working I can see  
I'm feeling mighty vexed  
I've used web fonts for all of my text  
And that's CSS3  
There's only one thing now that can save us  
A little bit of that old border radius  
To cover up my design's inadequacy

## **Like a Rounded Corner**

Bruce Lawson & The Standardettes

Lyrics by Bruce Lawson ([brucelawson.co.uk](http://brucelawson.co.uk))  
to the tune of "Rhinestone Cowboy" by Larry Weiss

Like a rounded corner  
Make it all less boxy  
Make it all shiny and new  
Like a rounded corner  
It's HTML5 so it's iOS ready for you  
Some CSS transitions there too





My career's on the rocks  
I've got shadows all over my box  
-webkit-'s the only vendor prefix I use  
I used to be in love with the Flash  
But I got hit by the great plug-in crash  
And that's when I hit the booze  
And now style sheet masturbation  
Has replaced my imagination  
I got the #00008Bs, yeah I got the blues

## **Like a Rounded Corner**

Bruce Lawson & The Standardettes

Lyrics by Bruce Lawson ([brucelawson.co.uk](http://brucelawson.co.uk))  
to the tune of "Rhinestone Cowboy" by Larry Weiss

Like a rounded corner  
Make it all less boxy  
Make it all shiny and new  
Like a rounded corner  
It's HTML5 so it's iOS ready for you  
Some keyframe animation there too