



Designer to Developer

How to Go from Paper to Style Guide
(and Still Remain Friends)

Chris Doherty

Senior front end developer / designer

Chris's mix of creative talent and technical understanding provides clients with high-quality screen-based experiences. His depth of experience and education includes seven years Drupal experience and brings together the disciplines of technology, writing, and design.



@chrisd70



/in/christophertdoherty



chrisdoherty

Carie Fisher

Accessibility lead /
Senior front end developer

Carie is a front-end developer who has been focused professionally on Drupal since 2009. In her role as a Senior Front-End Developer at Mediacurrent, she thrives on the challenge of turning a static mock-up into a responsive, live site that is both beautiful and functional.



@cariefisher



/in/cehfisher



cehfisher

About Mediacurrent

Mediacurrent helps organizations build highly impactful, elegantly designed Drupal websites that achieve the strategic results they need.

- Single-source provider
- Specializing in Drupal since 2007
- Headquartered in Atlanta, GA
- Team of 70+ Drupal Experts including development, design and strategy
- Clients include: Large Enterprise and high-profile global brands



Introduction

Building the Foundation



Create Failsafe Systems

- Set up Project Management tools to track progress on tasks
- Start with a shared space where the team can see the design updates
- Use agreed upon nomenclature the team and client can reference



Our Client



- Redesign Mediacurrent.com
- Focus on the home page
- Emphasize culture, services, and thought leadership
- Focus on photography and typography

Track Progress

The screenshot shows a Jira issue page for 'Design Part of MC Redesign'. The issue is in the 'BACKLOG' status. The page is divided into several sections: Details, Description, InVision, Attachments, and a list of 28 related issues. The right sidebar contains sections for People, Dates, Slack discussions, Summary Panel, Collaborators, Development, and Who's Looking?.

Issue Details:

- Type: Epic
- Priority: Medium
- Component/s: None
- Labels: None
- Epic Name: Design
- Status: BACKLOG (View workflow)
- Resolution: Unresolved

Description: Click to add description

InVision: <https://invis.io/UABL1S2H2> [Attach prototype](#)

Add a prototype's share URL to communicate your vision. [Learn more](#) • [Create a new prototype](#)

Attachments: Drop files to attach, or browse.

28 Issues in this epic:

ID	Summary	Status	Assignee
MCR-71	Design - Careers Page	BACKLOG	Chris Doherty
MCR-72	Design - Teams Page	BACKLOG	Chris Doherty
MCR-73	Design - Individual bios	BACKLOG	Chris Doherty
MCR-74	Design - Blog articles	BACKLOG	Chris Doherty
MCR-75	Design - Gated content pages for eBooks and other resources	BACKLOG	Chris Doherty
MCR-76	Design - Case Study Page	BACKLOG	Chris Doherty
MCR-77	Design - Header Design	BACKLOG	Chris Doherty
MCR-78	Design - Footer Design	BACKLOG	Chris Doherty
MCR-70	Design Research & Style Guide Elements: Fonts, Color Palette, UI Elements	IN PROGRESS	Chris Doherty
MCR-80	Wireframe - Case Study	IN PROGRESS	Chris Doherty

People: Assignee: Unassigned, Reporter: Chris Doherty, Votes: 0, Watchers: 1 (Start watching this issue)

Dates: Created: 24/Oct/16 3:27 PM, Updated: 04/Apr/17 5:31 PM

Summary Panel: Time: 30.5h / 61.0h

Who's Looking?: Chris Doherty



File Sharing



Carie Fisher 🐼 3:30 PM

Hey Chris, I'm trying to find the mockups you showed me earlier. Can you send those to me?

Client Nomenclature

DRUPAL AND DIGITAL SERVICES

Whether it's a website redesign, migration, or support for existing websites, our experts use these core Drupal skills.



Design & Theming

Creativity and deep knowledge of theming combine to generate results that last.



Development

Experts ready to architect even the most complex sites. Proof is in our case studies.



Digital Strategy

Increase leads and traffic through content strategy and marketing automation.

FEATURED WORK




Initial Design Phase




Effective Design Workflow

- Share wireframes and mock-ups as soon as possible, keeping nomenclature in mind
- Keep a list of assets that will be needed for each component
- Predict potential technical issues with the design



Homepage Wireframing

- Start by sketching out ideas
- Move to drafting program
- Get design feedback from team and client



Naming Components



Carie Fisher 🐼 1:51 PM

So how do you see that thing on the home page work.
The one with all the headshots? Will that be a View?

Asset & Component Lists

	A	B	C	D	E	F
1	Image Style Name	Responsive Image Group	Largest Size Rendered	Ratio	Where On Site Used.	Drupal Effect
2	Hero Large (x2)	Hero	2400x860	120 : 43	Multipurpose pages (blog posts, landing pages), CTA breaker	Scale Width 2400
3	Hero Large (x1)	Hero	1200x430	120 : 43	Multipurpose pages (blog posts, landing pages), CTA breaker	Scale width 1200
4	Hero Medium (x2)	Hero	1536x676	384 : 169	Multipurpose pages (blog posts, landing pages), CTA breaker	Scale width 1536
5	Hero Medium (x1)	Hero	768x338	384 : 169	Multipurpose pages (blog posts, landing pages), CTA breaker	Scale width 768
6	Hero Small (x2)	Hero	640x280	16 : 7	Multipurpose pages (blog posts, landing pages), CTA breaker	Scale width 640
7	Hero Small (x1)	Hero	320x140	16 : 7	Multipurpose pages (blog posts, landing pages), CTA breaker	Scale width 320
8	Large Page Breaker Image (x2)	Breaker	1028x592	257 : 148		Scale width 1028
9	Large Page Breaker Image (x1)	Breaker	514x296	257 : 148		Scale width 514
10	Small Page Breaker Image (x2)	Breaker	640x320	2 : 1		Scale width 640
11	Small Page Breaker Image (x1)	Breaker	320x185	64 : 37		Scale width 320
12	Thumbnail (x2)	Thumbnail	224x150	112 : 75		Scale width 224
13	Thumbnail (x1)	Thumbnail	112x75	112 : 75		Scale width 112
14	Product image (x2)	Product	640x656	40 : 41		Scale width 640
15	Product image (x1)	Product	320x328	40 : 41		Scale width 320
16	Small Page Breaker Image (x2)	Series Carousel	640x320	2 : 1	Series pages where there is a carousel next to content	Scale width 640
17	Small Page Breaker Image (x1)	Series Carousel	320x185	64 : 37	Series pages where there is a carousel next to content	Scale width 320
18						
19						
20						
21						
22						
23						



Component Functionality

mediacurrent

Digital Strategy Design Development Drupal Our work

mediacurrent

Mediacurrent builds highly impactful, elegantly designed Drupal websites that achieve strategic results.

Digital Strategy

From content strategy to SEO and analytics, our goal is to increase qualified leads from your website.

Design

We design with execution in mind because we know it's not just about painting pretty pictures.

Development

Our team of Drupal experts have a proven track record of creating complex websites that perform under pressure.




Design Handoff



Translating Design into Code

- Provide specifications that the developer can use to build components
- Know your assignments when it comes to asset creation
- Communicate about the component features



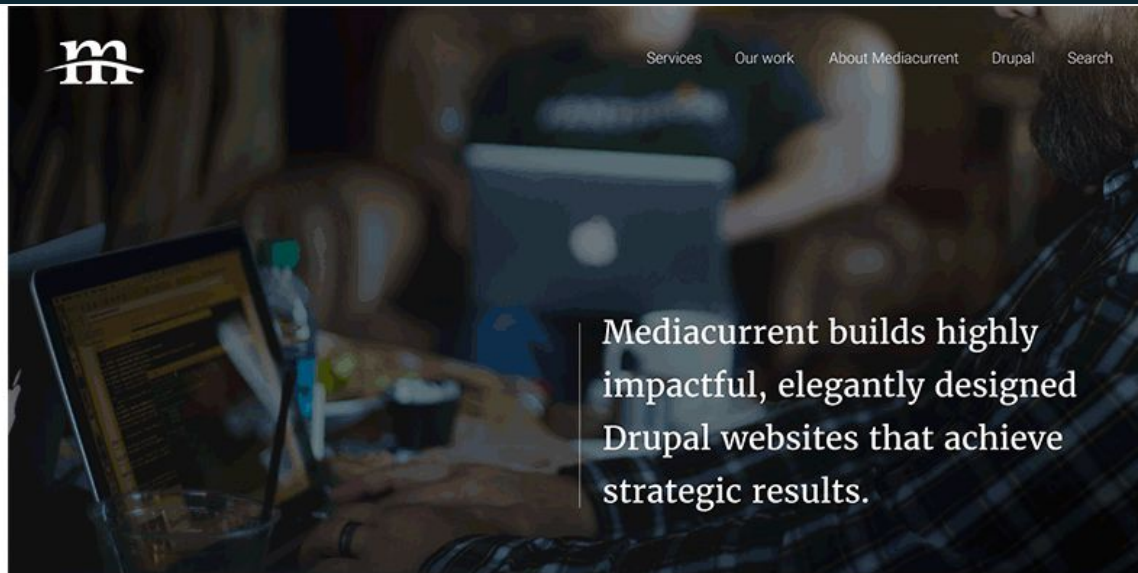
Homepage Mock-ups

Design Specifications



Carie Fisher 🐼 10:54 AM

What is the font size for the type that appears on top of the hero image?



Component Behaviors



Carie Fisher 🐼 10:54 AM

Hi Chris, do you have a second to talk about the Highlight Blocks component?



Digital Strategy

From content strategy to SEO and analytics, our goal is to increase qualified leads from your website.

Mediacurrent's Digital strategy capabilities



Design

We design with execution in mind because we know it's not just about painting pretty pictures.

Mediacurrent's Design capabilities



Development

Our team of Drupal experts have a proven track record of creating complex websites that perform under pressure.

Mediacurrent's Development capabilities

Know Your Assignments



Chris Doherty 10:58 AM

While we're on the subject, how do you think you will create those icons for the Highlight Blocks? Would you want to use straight CSS? Or SVGs?



Digital Strategy

From content strategy to SEO and analytics, our goal is to increase qualified leads from your website.

Mediacurrent's Digital strategy capabilities



Design

We design with execution in mind because we know it's not just about painting pretty pictures.

Mediacurrent's Design capabilities



Development

Our team of Drupal experts have a proven track record of creating complex websites that perform under pressure.

Mediacurrent's Development capabilities

Component Driven Development



Using a Style Guide as a Design Tool

- Breaks the site down into manageable components
- Less development time with reusable and flexible components
- Ability to show components and pages to the client



Homepage Style Guide

Style Guide

- 0 Overview
- 1 Components
- 2 General
- 3 Pages

REMOVE NAVIGATION

Style Guide

This application is a living style guide, generated from KSS documented styles.

Getting Started

If you haven't yet, install nvm: <https://github.com/creationix/nvm>

Run the following commands from the theme directory

Use the right version of node with:

```
nvm use
```

This command will look at your `.nvmrc` file and use the version node.js specified in it. This ensures all developers use the same version of node for consistency.

If that version of node isn't installed, install it with:

```
nvm install
```

Install npm dependencies with

```
npm install
```

This command looks at `package.json` and installs all the npm dependencies specified in it. Some of the dependencies include gulp, autoprefixer, gulp-sass and others.

Runs default task

```
npm run build
```

This will run whatever the default task is.

Components in the Style Guide

Style Guide

0 [Overview](#)

1 Components

1.1 Buttons

1.2 Hero Highlight

1.3 Highlight Blocks

1.4 Main Menu

1.5 Site Logo

2 General

3 Pages

REMOVE NAVIGATION

Components

Buttons

REGULAR BUTTON

OUTLINE BUTTON

`.buttons--center` modifier for centered buttons

REGULAR BUTTON

OUTLINE BUTTON

`.buttons--right` modifier for right aligned buttons

REGULAR BUTTON

OUTLINE BUTTON

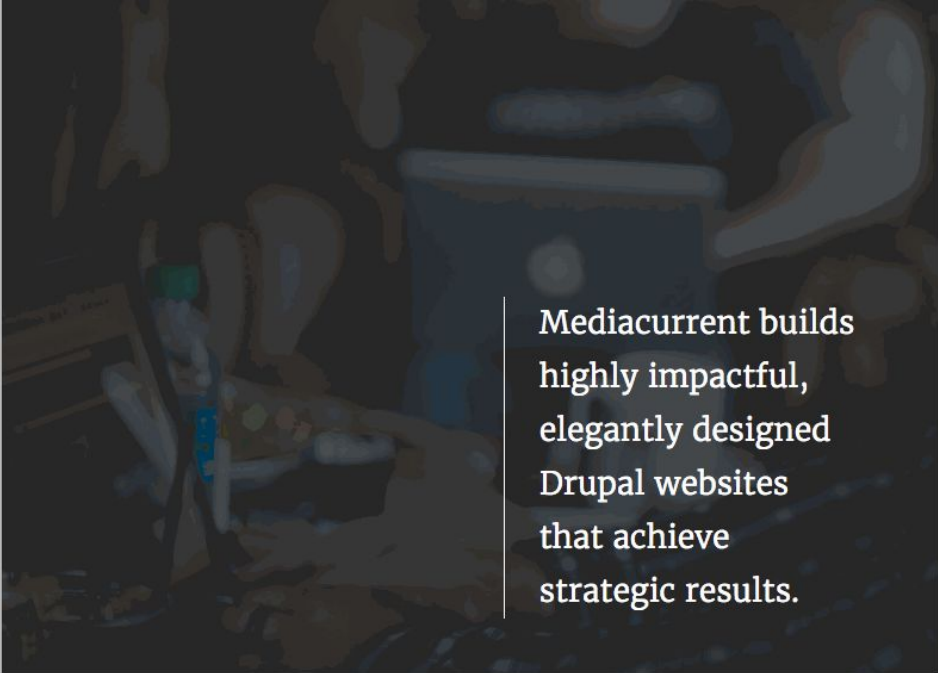
SHOW MARKUP EXAMPLE

Component Functionality

Style Guide

- 0 Overview
- 1 Components
 - 1.1 Buttons
 - 1.2 Hero Highlight
 - 1.3 Highlight Blocks
 - 1.4 Main Menu
 - 1.5 Site Logo
- 2 General
- 3 Pages

REMOVE NAVIGATION



Mediacurrent builds highly impactful, elegantly designed Drupal websites that achieve strategic results.

SHOW MARKUP EXAMPLE

Sharing the Style Guide

The screenshot displays a web style guide interface. On the left is a navigation sidebar with the following items:

- Style Guide
- 0 Overview
- 1 Components
- 2 General (highlighted with a mouse cursor)
- 2.1 Colors
- 2.2 Type
- 3 Pages

Below the navigation items is a dark blue button labeled "REMOVE NAVIGATION".

The main content area has a light gray background and contains the following sections:

- General** (Section Header)
- Colors** (Section Header)
- Grays** (Section Header)
- A row of four color swatches for grays:
 - Swatch 1: Light gray, labeled "Scolor-gallery #eeeeee"
 - Swatch 2: Medium-light gray, labeled "Scolor-silver #bbbbbb"
 - Swatch 3: Medium-dark gray, labeled "Scolor-manatee #666666"
 - Swatch 4: Dark gray, labeled "Scolor-midnight #333333"
- Yellows** (Section Header)
- A row of two yellow color swatches.

At the bottom left of the page, the URL `drupalvm2.dev/themes/custom/d2d/dist/style-guide/section-general.html` is visible.



Design Adjustments

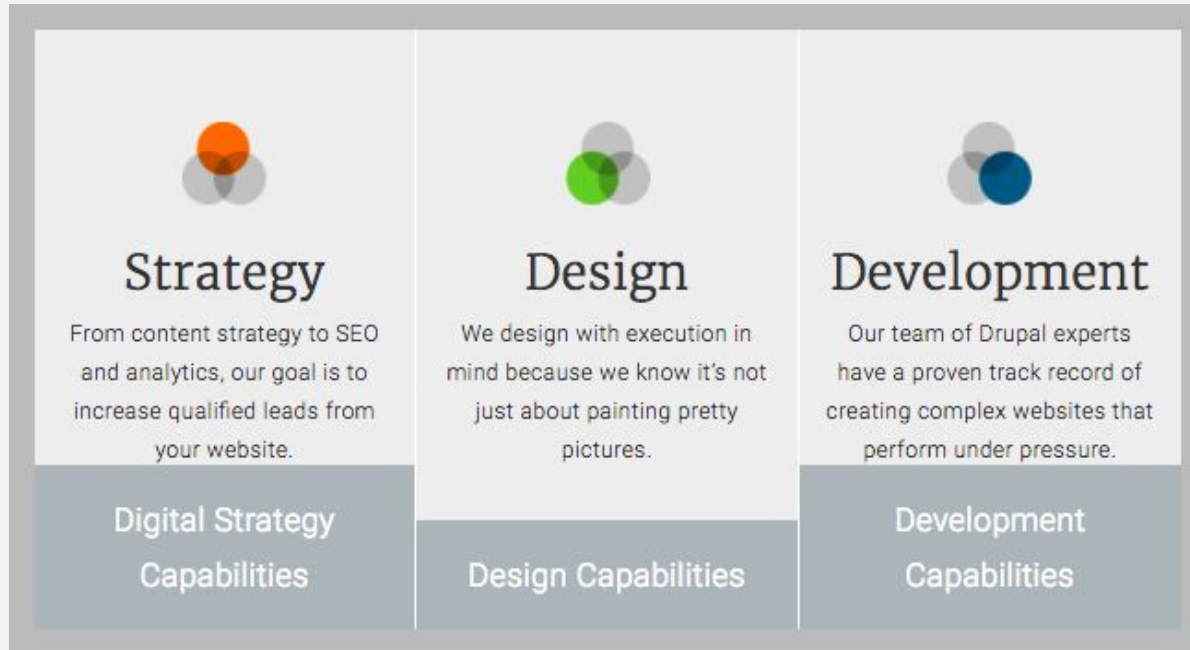


Design Updates

- Additional changes may be needed once designs move to code
- Responsive designs need to be tested in the real world
- New features may be added as site grows






Something's not quite right...



Adjust on the Fly

SHOW MARKUP EXAMPLE

Highlight Blocks

 <h3>Strategy</h3> <p>From content strategy to SEO and analytics, our goal is to increase qualified leads from your website.</p>	 <h3>Design</h3> <p>We design with execution in mind because we know it's not just about painting pretty pictures.</p>	 <h3>Development</h3> <p>Our team of Drupal experts have a proven track record of creating complex websites that perform under pressure.</p>
Digital Strategy Capabilities	Design Capabilities	Development Capabilities

SHOW MARKUP EXAMPLE

Test Responsive Designs

Style Guide

0 Overview

1 Components

2 General

3 Pages

REMOVE NAVIGATION

d2d Style Guide

This application is a living style guide, generated from KSS documented styles.

Getting Started

If you haven't yet, install nvm: <https://github.com/creationix/nvm>

Run the following commands from the theme directory

Use the right version of node with:

```
nvm use
```

This command will look at your `.nvmrc` file and use the version node.js specified in it. This ensures all developers use the same version of node for consistency.

If that version of node isn't installed, install it with:

```
nvm install
```

Install npm dependencies with

```
npm install
```

This command looks at `package.json` and installs all the npm dependencies specified in it. Some of the dependencies include gulp, autoprefixer, gulp-sass and others.

Runs default task

```
npm run build
```

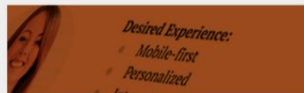


New Feature Request



Chris Doherty 1:58 PM

Carie, we need to add this new section to the home page. Would we have to create new components for this?



BLOG

10 Tips for Blog Writing

posted by Donna



BLOG

Why Your Website Project Needs A UX Designer

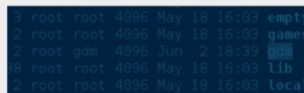
posted by Cheryl



FRIDAY 5

5 Scars from Sass

posted by Markie



BLOG

Using JSON Web Tokens (JWT) to Authenticate Requests to REST Resources in Drupal 8

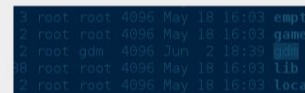
posted by Edward



DROPCAST

Episode 30: Penguins!

posted by Markie



BLOG

Using Normalizers to Alter REST JSON Structure in Drupal 8

posted by Edward

[View Medicurrent's blog](#)



Summary



Thank you!



Mediacurrent



@Mediacurrent



facebook.com/mediacurrent



Mediacurrent.com