

JAMstackin'

Cloud ready architecture for web sites

Story time: Guess the stack

*10 pages of intranet information.
Campus overview, organisational
charts and most important
telephone numbers. Updated 2-3x
per year*

*10 pages of intranet information.
Campus overview, organisational
charts and most important
telephone numbers. Updated 2-3x
per year*

Liferay Portal

Foodie-Facebook! 1000s of members put recipes online, like and share. They can put recipes on their weekly food plan.

Coaches can comment and help adjusting.

Foodie-Facebook! 1000s of members put recipes online, like and share. They can put recipes on their weekly food plan. Coaches can comment and help adjusting.

Wordpress

An event page, where people can select seats and tickets to a multitude of events in real-time. They can reserve seats for friends who can buy within a couple of hours.

An event page, where people can select seats and tickets to a multitude of events in real-time. They can reserve seats for friends who can buy within a couple of hours.

A Java enterprise application

An event page, where people can select seats and tickets to a multitude of events in real-time. They can reserve seats for friends who can buy within a couple of hours.

A Java Enterprise application, publishing 20 JSON files and 7 PHP scripts every other hour.

The tools of our trade

Front-End: Markup, CSS, JS

CMS: Data, structures, editors

Front-End: Markup, CSS, JS

Application: Process, state

CMS: Data, structures, editors

Front-End: Markup, CSS, JS

Hosting: Availability, stability, security

Application: Process, state

CMS: Data, structures, editors

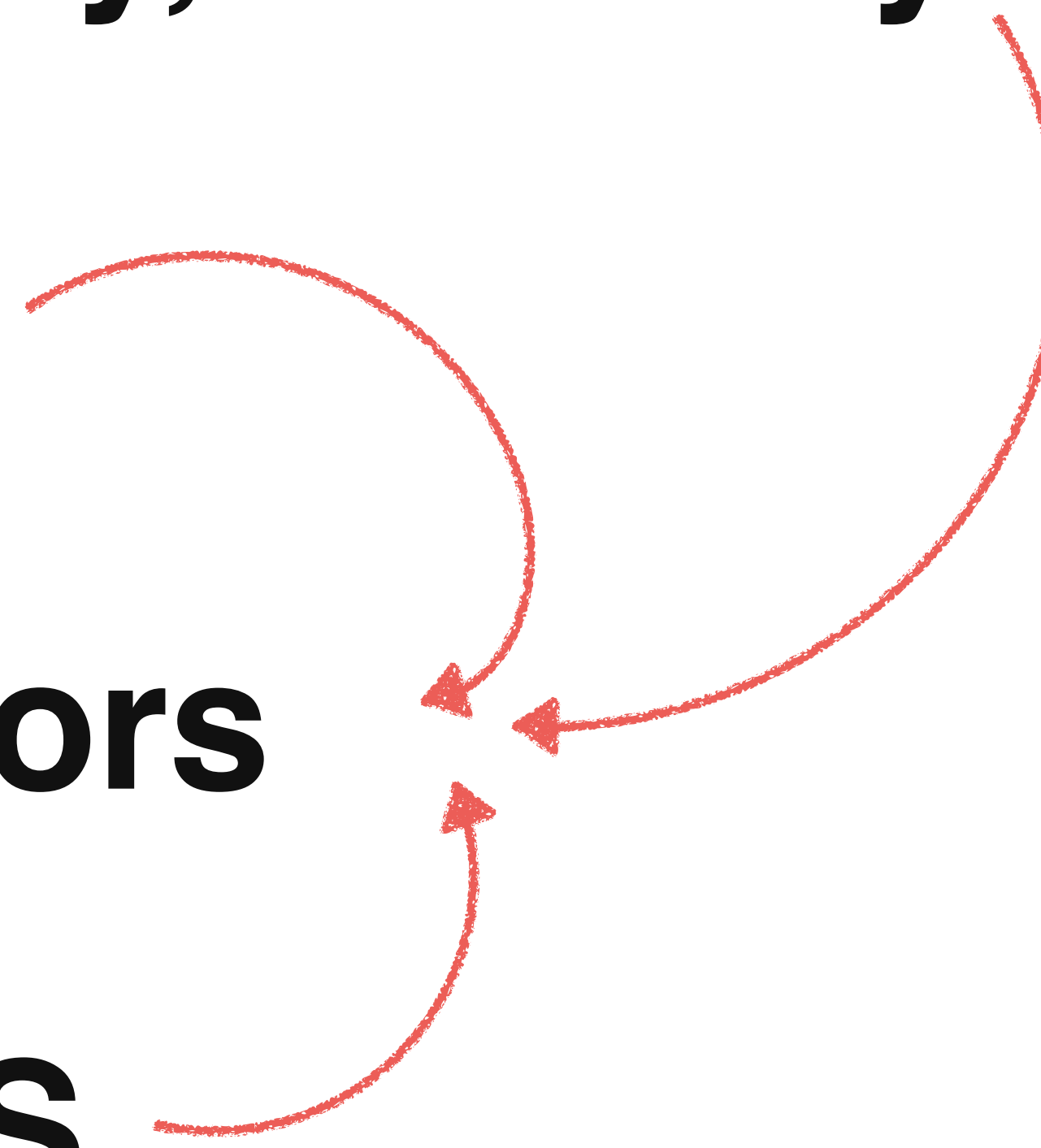
Front-End: Markup, CSS, JS

Hosting: Availability, stability, security

Application: Process, state

CMS: Data, structures, editors

Front-End: Markup, CSS, JS



Technology Lock-In

Hosting: Availability, stability, security

Application: Process, state

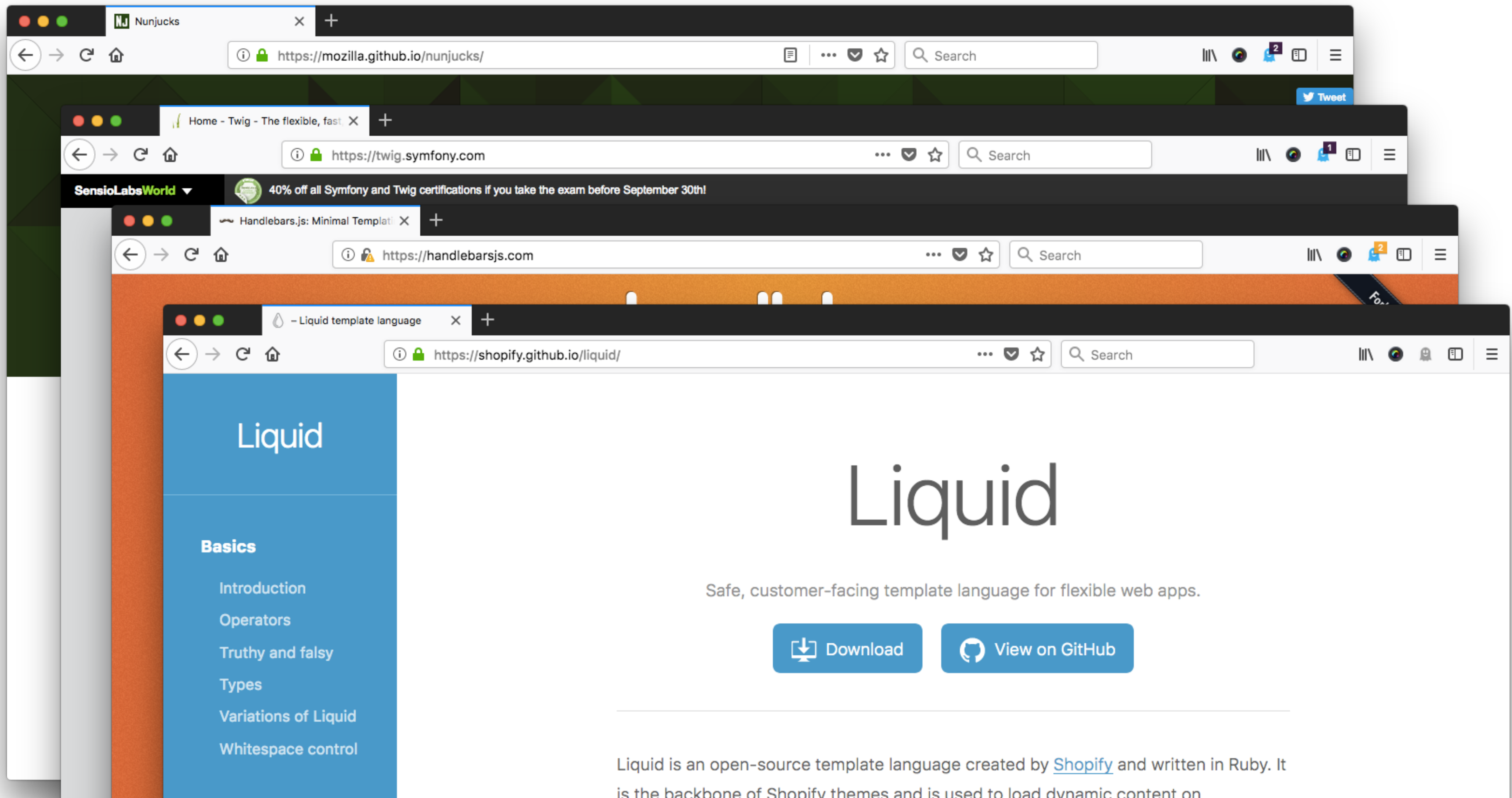
CMS: Data, structures, editors

Front-End: Markup, CSS, JS

Front-End: Markup, CSS, JS

Front-End

Templating languages

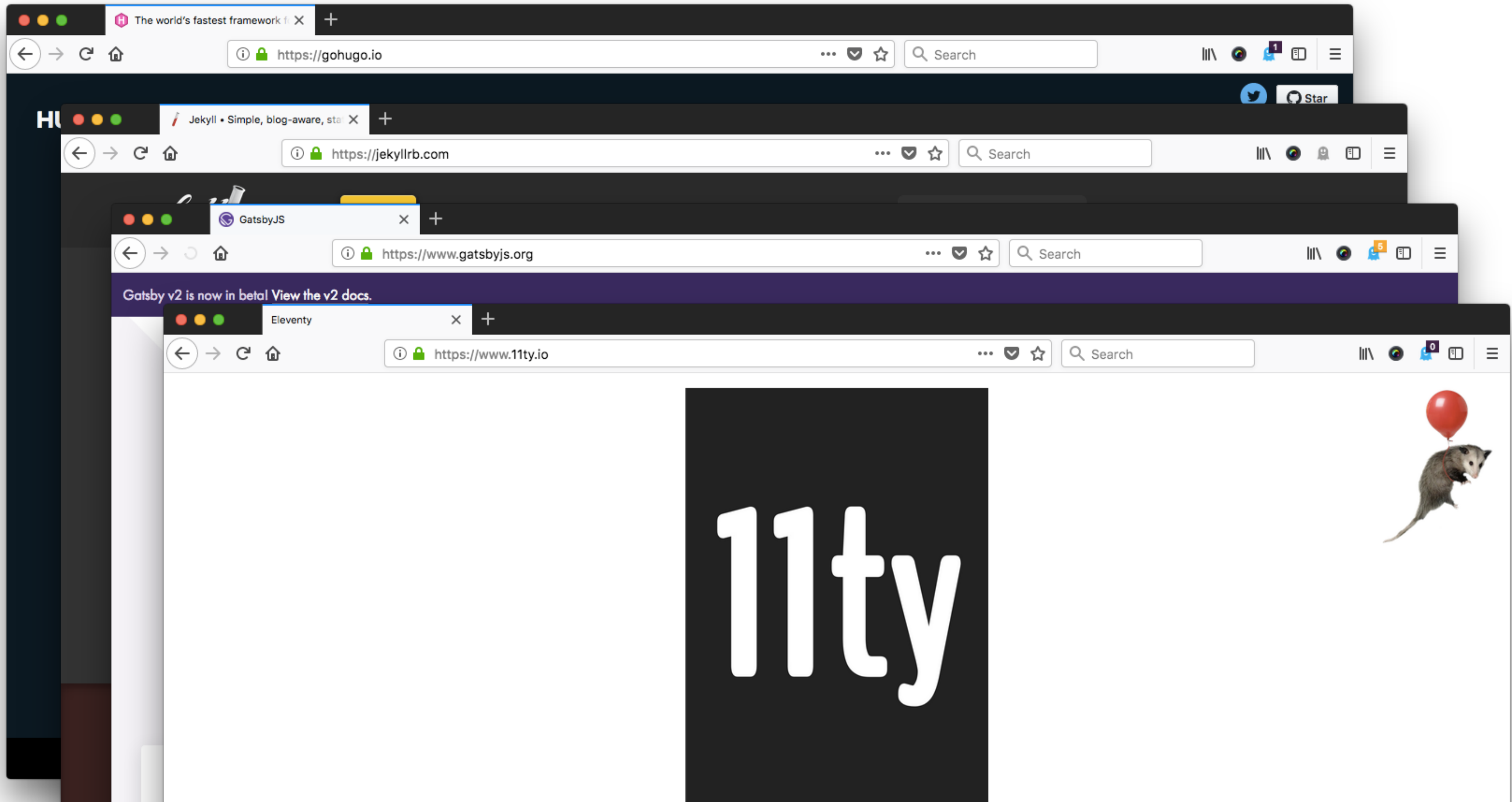


Templating languages

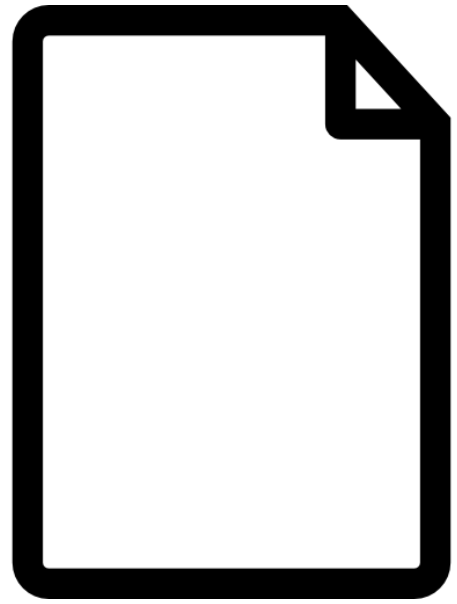
Raw
Variable


Used by




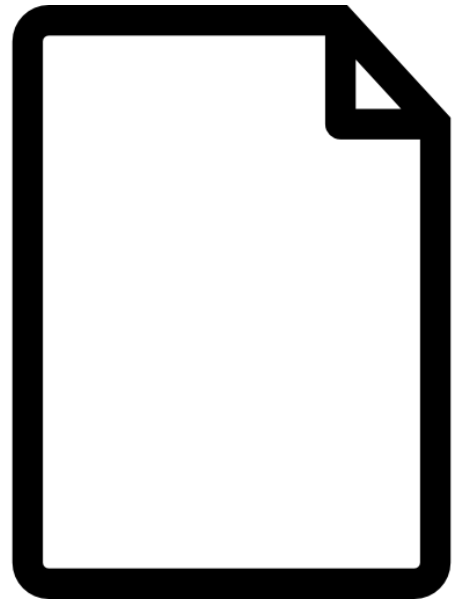
Static site generators







Static site generators

















```
<!doctype html>
{% if page.lang %}
<html lang="{{ page.lang }}">
{% else %}
<html lang="en">
{% endif %}
<head>
  {% include partial/head.html %}
</head>
<body {% if layout.mainClass %}class="{{ layout.mainClass }}" {% endif %}>

  {% include partial/header.html %}

  {{ content }}

  {% include partial/footer.html %}

</body>
</html>
```

```
<!doctype html>
{% if page.lang %}
<html lang="{{ page.lang }}">
{% else %}
<html lang="en">
{% endif %}
<head>
  {% include partial/head.html %}
</head>
<body {% if layout.mainClass %}

  {% include partial/header.html %}

  {{ content }}

  {% include partial/footer.html %}

</body>
</html>
```

```
---
title: "Wordpress as CMS for your JAMStack sites"
published: true
permalink: /wordpress-and-jamstack-sites/
layout: post
categories:
- Node.js
- Static site generators
- JAMstack
---
```

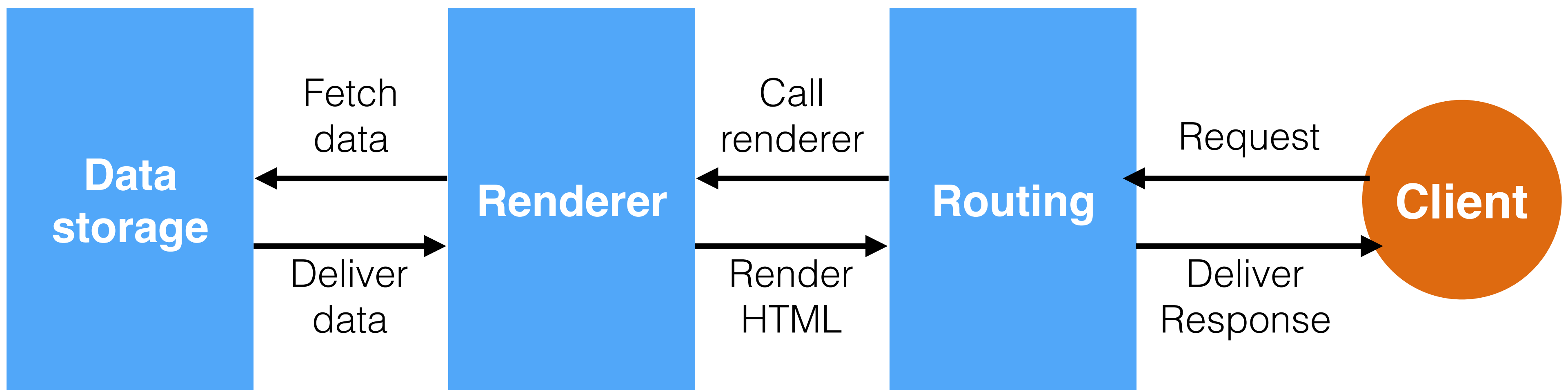
The almighty JAMStack brings you fast and secure static websites, and (if you use a CMS like Wordpress) they become even easy to edit! However, every once in a while you will want to use a static site generator like [Calypso] (<https://developer.wordpress.com/calypso/>).

One of the best advantages of using a static site generator is that they are fast and secure.

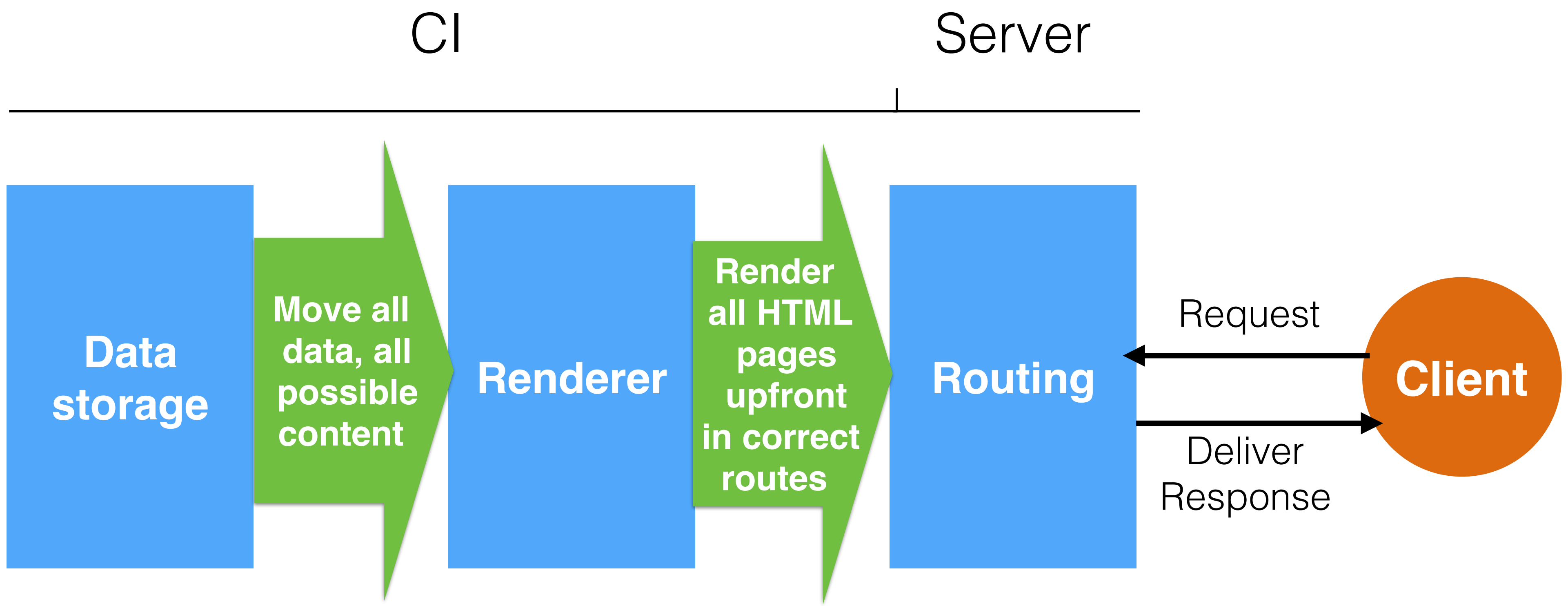
In this example, I use [Metalsmith] (<http://www.metalsmith.io/>) as static site generator (SSG) for instance. And as long as your static site generator knows how to use the Wordpress API, you can use it to generate static content from Wordpress.

The Wordpress API

Every Wordpress installation comes with a full fledged JSON API. This API allows you to interact with the Wordpress database and retrieve content from it.







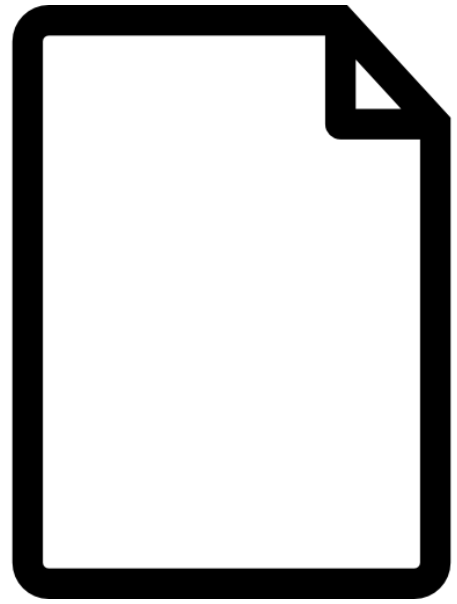


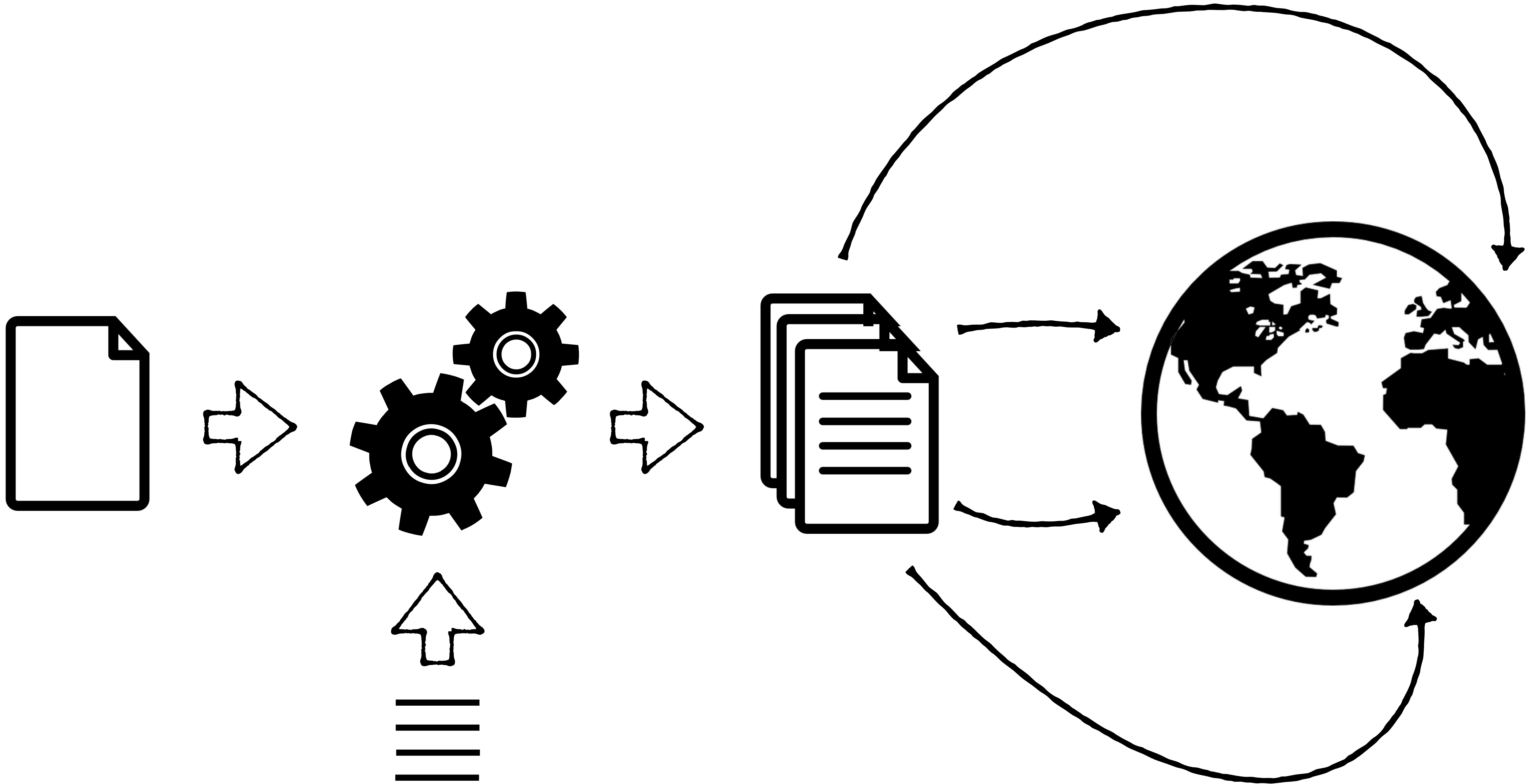
Traditional "Pull" Architecture



“Push” Architecture of static sites

Hosting





- Dynatrace
- Release notes
- Get started
- Deploy Dynatrace
- Technology support
- Data privacy & security
- Insight discovery
- Organize monitored entities
- Problem detection & analysis
- Diagnostics
- User experience

Dynatrace Help

[Get started](#)

Learn the basics of Dynatrace monitoring, how OneAgent works, user-group permission setup, and more. Looking for the [Release notes](#)?

[Deploy Dynatrace](#)

[Install Dynatrace OneAgent](#) and begin monitoring. Learn about and [install ActiveGate](#). Install and configure [Dynatrace Managed](#).

[Technology support](#)

Find technical details related to Dynatrace support for specific programming languages and platforms.

[Data privacy & security](#)

Learn about the data-protection controls and other operational practices Dynatrace uses to protect your private data and the data of your customers.

[Insight discovery](#)

Learn how to use dashboarding, Smartscape topology visualization, reporting, and AI-driven ChatOps/VoiceOps features to interact with Dynatrace and gain deeper knowledge of your environment.

[Organize monitored entities](#)

Learn how to organize, track, and assign ownership to the monitored entities in your environment using tags, management zones, host groups, and metadata.

[Problem detection & analysis](#)

[Diagnostics](#)

Analyze host memory usage, CPU usage,

[User experience](#)

Understand how the performance of user

- Dynatrace
- Release notes
- Get started
- Deploy Dynatrace
- Technology support
- Data privacy & security
- Insight discovery
- Organize monitored entities
- Problem detection & analysis
- Diagnostics
- User experience

Dynatrace Help

[Get started](#)

Learn the basics of Dynatrace monitoring, how OneAgent works, user-group permission setup, and more. Looking for the [Release notes](#)?

[Deploy Dynatrace](#)

[Install Dynatrace OneAgent](#) and begin monitoring. Learn about and [install ActiveGate](#). Install and configure [Dynatrace Managed](#).

[Technology support](#)

Find technical details related to Dynatrace support for specific programming languages and platforms.

[Data privacy & security](#)

Learn about the data-protection controls and other operational practices Dynatrace uses to protect your private data and the data of your customers.

[Insight discovery](#)

Learn how to use dashboarding, Smartscape topology visualization, reporting, and AI-driven ChatOps/VoiceOps features to interact with Dynatrace and gain deeper knowledge of your environment.

[Organize monitored entities](#)

Learn how to organize, track, and assign ownership to the monitored entities in your environment using tags, management zones, host groups, and metadata.


[Problem detection & analysis](#)


[Diagnostics](#)

Analyze host memory usage, CPU usage,

[User experience](#)

Understand how the performance of user





Sources: Markdown, JSON, APIs

It's just HTML

Deploy it: Storage, Dropbox

Scaleable, blazingly fast, secure



Needs a build process

Which increases as site grows bigger

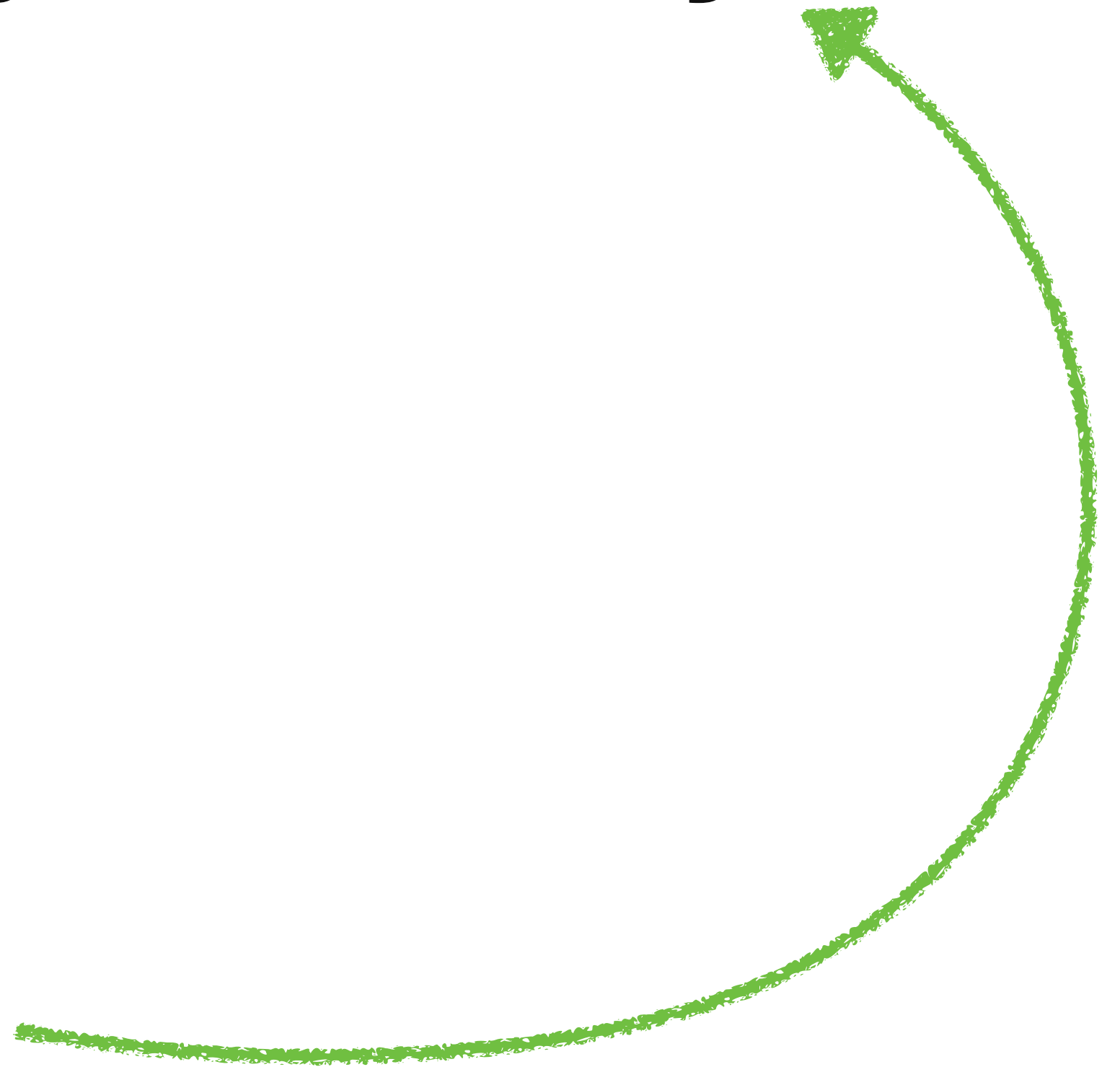
Not so good with binary data

Some SSGs are more flexible than others

Front-End: Markup, CSS, JS

Hosting: Availability, stability, security

Front-End: Markup, CSS, JS



Content

- Filter by title
- > Overview
 - > Quickstarts
 - Create function - portal**
 - Create function - Visual Studio
 - Create function - Visual Studio Code
 - Create function - Java/Maven
 - Create function - Azure CLI
 - Create function - Linux
 - > Triggers
 - > Integrate
 - > Tutorials
 - > Samples
 - > Concepts
 - > How-to guides
 - > Reference
 - > Resources
-
- [Download PDF](#)

Create your first function in the Azure portal

03/28/2018 • 4 minutes to read • Contributors all

Azure Functions lets you execute your code in a [serverless](#) environment without having to first create a VM or publish a web application. In this topic, learn how to use Functions to create a "hello world" function in the Azure portal.

- In this article
- [Log in to Azure](#)
 - [Create a function app](#)
 - [Create an HTTP triggered function](#)
 - [Test the function](#)
 - [Clean up resources](#)
 - [Next steps](#)

```
1 using System.Net;
2
3 public static HttpResponseMessage Run(HttpRequestMessage req, out object
4 {
5     string name = req.GetQueryNameValuePairs()
6         .FirstOrDefault(q => string.Compare(q.Key, "name", true) == 0)
7         .Value;
8
9     string task = req.GetQueryNameValuePairs()
10        .FirstOrDefault(q => string.Compare(q.Key, "task", true) == 0)
11        .Value;
12
13    string duedate = req.GetQueryNameValuePairs()
14        .FirstOrDefault(q => string.Compare(q.Key, "duedate", true) == 0)
15        .Value;
16
```

Is this page helpful?

Filter by title

- > Overview
 - > Quickstarts
 - Create function - portal**
 - Create function - Visual Studio
 - Create function - Visual Studio Code
 - Create function - Java/Maven
 - Create function - Azure CLI
 - Create function - Linux
 - > Triggers
 - > Integrate
 - > Tutorials
 - > Samples
 - > Concepts
 - > How-to guides
 - > Reference
 - > Resources
- Download PDF

Create your first function in the Azure portal

03/28/2018 • 4 minutes to read • Contributors all

Azure Functions lets you execute your code in a [serverless](#) environment without having to first create a VM or publish a web application. In this topic, learn how to use Functions to create a "hello world" function in the Azure portal.

In this article

- [Log in to Azure](#)
- [Create a function app](#)
- [Create an HTTP triggered function](#)
- [Test the function](#)
- [Clean up resources](#)
- [Next steps](#)

```
1 using System.Net;
2
3 public static HttpResponseMessage Run(HttpRequestMessage req, out object
4 {
5     string name = req.GetQueryNameValuePairs()
6         .FirstOrDefault(q => string.Compare(q.Key, "name", true) == 0)
7         .Value;
8
9     string task = req.GetQueryNameValuePairs()
10        .FirstOrDefault(q => string.Compare(q.Key, "task", true) == 0)
11        .Value;
12
13    string dueDate = req.GetQueryNameValuePairs()
14        .FirstOrDefault(q => string.Compare(q.Key, "duedate", true) == 0)
15        .Value;
16
```

Is this page helpful?

MicrosoftDocs / azure-docs Watch 227 Star 1,247 Fork 5,118

Code Issues 1,510 Pull requests 178 Insights

Branch: master azure-docs / articles / azure-functions / functions-create-first-azure-function.md Find file Copy path

ggailey777 Bulk metadata update: #6 28e67fa 4 days ago

12 contributors

86 lines (48 sloc) | 3.98 KB Raw Blame History

title	description	services	documentationcenter	author	manager	ms.assetid	ms.service	ms
Create your first function from the Azure Portal Microsoft Docs	Learn how to create your first Azure Function for serverless execution using the Azure portal.	functions	na	ggailey777	jeconnoc	96cf87b9-8db6-41a8-863a-abb828e3d06d	azure-functions	ml

Create your first function in the Azure portal

Azure Functions lets you execute your code in a [serverless](#) environment without having to first create a VM or publish a web application. In this topic, learn how to use Functions to create a "hello world" function in the Azure portal.

Branch: mad-dcrum-18-sso 3m 4s No changes
Commit: - 20 days ago Branch event



Doc-guide

No steps This stage has no steps

Show complete log

```
1 in/operator-integration
2 Seen branch in repository origin/patrickthurner/resolved-issues.md-1532518756633
3 Seen branch in repository origin/piotrszwarc/NAM2018-APMODCRUM-30458-firewall
4 Seen branch in repository origin/piotrszwarc/NAM2018-GA
5 Seen branch in repository origin/piotrszwarc/NAM2018-RC
6 Seen branch in repository origin/piotrszwarc/NAM2018-migration
7 Seen branch in repository origin/piotrszwarc/NAM2018-system-requirements
8 Seen branch in repository origin/prototype
9 Seen branch in repository origin/release-automation-test
10 Seen branch in repository origin/review
11 Seen branch in repository origin/something
12 Seen 36 remote branches
13 Obtained Jenkinsfile from abca4fb677b1eb3908293d13ef3eec1096493dbc
14 Running in Durability level: MAX_SURVIVABILITY
15 [Pipeline] node
16 Running on Jenkins in /var/lib/jenkins/workspace/on-preview_mad-dcrum-18-sso-UUC6IEY2WW5QFCD02BDBPTPKZQIECTASZCMONS2D5L5PJZM4I0Q
17 [Pipeline] {
18 [Pipeline] stage
```


Web Experience doc
PUBLIC

ACTIONS

- Clone
- Create branch
- Create pull request
- Create fork

NAVIGATION

- Source
- Commits
- Branches
- Pull requests** 1
- Forks

SHORTCUTS

- Add shortcut
- Repository settings

David Bignotti DaveBig-UA-2617- → review MERGED

UA-2617

Overview Diff Commits

Details

David Bignotti created a pull request 25 Aug 2018
 Added to Smartscape topic, edited in Glossary topic(also includes move of ActiveGate from 'S' (where it was because it was Security Gsateway) to under 'A'.

1 build ✓
 UA-2617
 Learn more

Activity

What do you want to say?

buildmaster
Pull request preview is available
 Build no 3/ Commit d5da16671713c7f0907963f06b42025821f16a6b

- Appmon preview
- Appmon-saas preview
- Dcrum preview
- Synthetic preview
- Help preview

To get detailed status information about the preview state, please check the build link in the top right corner.

Have fun 😄 at it.
 Reply · Delete · Create task · Create Jira issue · Like · 28 Aug 2018

David Bignotti UPDATED the pull request by adding 1 commit 28 Aug 2018

*That's nothing for non tech-savvy
users!*

Going headless

https://161b1cbe.me.storyblok.com/home

Logo

Home

Blog



Button

Welcome to the
Storyblok Demo

Call to action

About this Demo

Content Status Config Tools

Page

Define schema

Copy

Body

Select all

Call To Action
Welcome to the Storyblok Demo

Call To Action
This demo website with content from St...

Add block

https://161b1cbe.me.storyblok.com/home

Logo

Home

Blog



Button

Welcome to the
Storyblok Demo

Call to action

About this Demo

Content Status Config Tools

Page

Define schema

Copy


Body

Select all

Call To Action
Welcome to the Storyblok Demo

Call To Action
This demo website with content from St...

Add block



CMS, not Content Design System

100% output independent

For regular size projects free/cheap plans

CMS status independent of site status



Git as a CMS -> Very specific audience

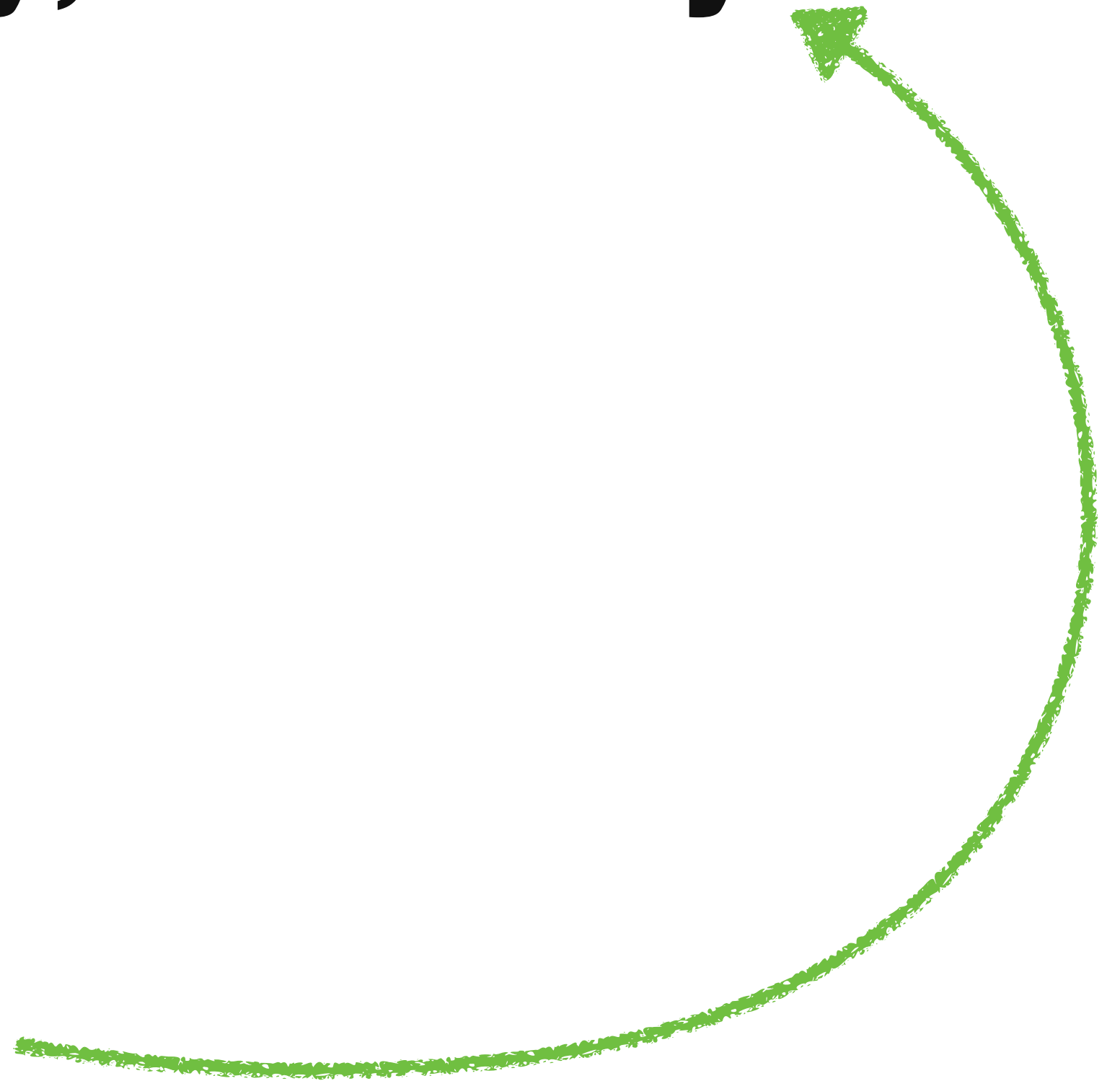
Almost no good open source alternatives

Big users pay big money

What's your content exit strategy

Hosting: Availability, stability, security

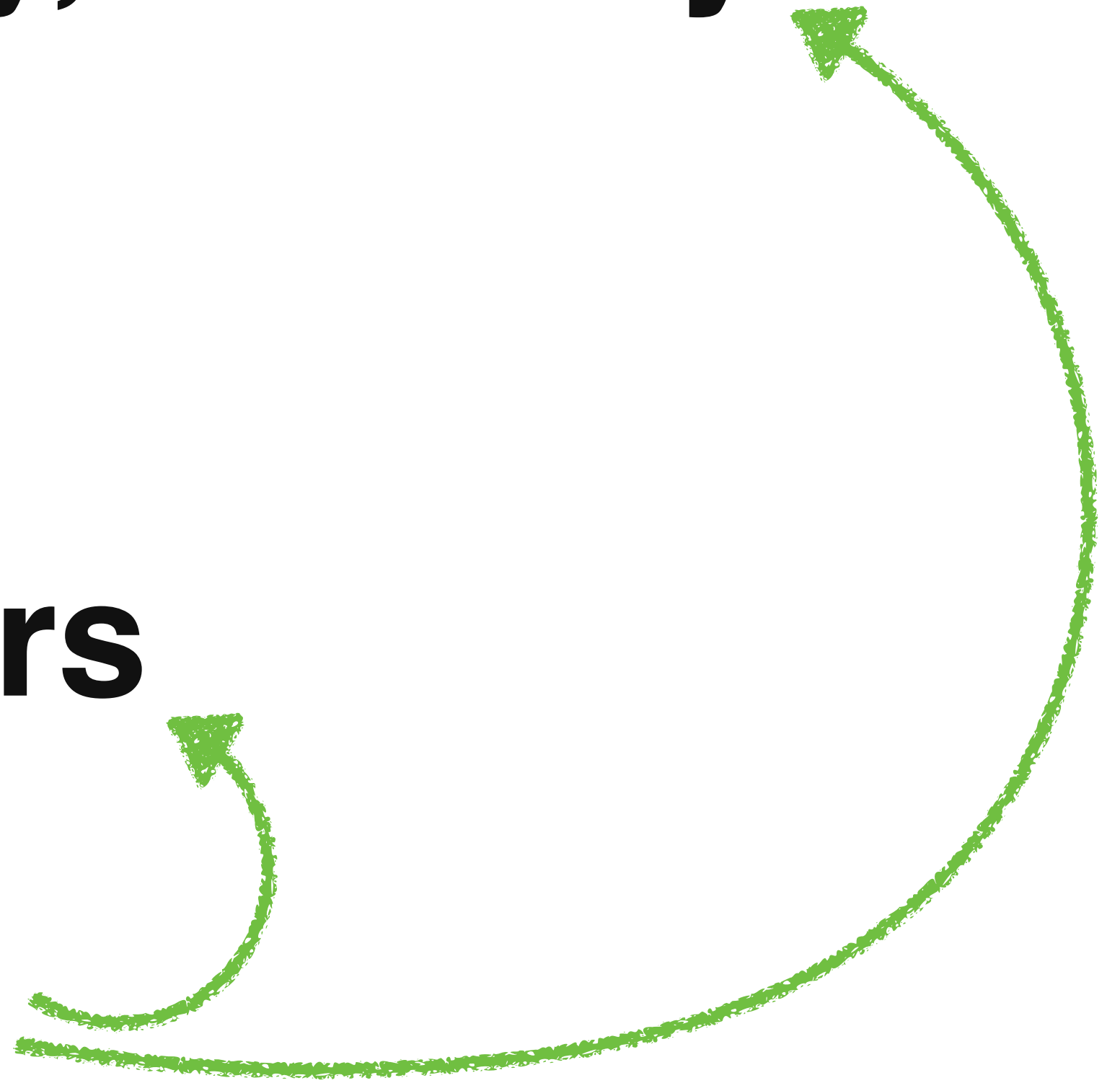
Front-End: Markup, CSS, JS




Hosting: Availability, stability, security

CMS: Data, structures, editors

Front-End: Markup, CSS, JS



Applications



Serverless

Serverless is not about having no servers, it's about not caring about servers

“Functions as a Service”

*It's like developing for the
browser, but on the server*

How do I uninstall Dynatrace OneAgent? | Dynatrace LLC (US) | https://www.dynatrace.com/support/help/deploy-dynatrace/or

dynatrace Solution & pricing Why Dynatrace Company News & resources Support Dynatrace SaaS login

Overview Documentation Forums University Knowledge base Downloads Contact Agent Free trial

Dynatrace Deploy Dynatrace How do I uninstall Dynatrace OneAgent?

Release notes

Get started

Deploy Dynatrace

Technology support

Data privacy & security

Insight discovery

Organize monitored entities

Problem detection & analysis

Diagnostics

User experience

Server-side services

How do I uninstall Dynatrace OneAgent?

Your Dynatrace OneAgent has a dedicated uninstall program. You'll need to run it to remove it from your system.

- On Windows
- On Linux

Following uninstall

Following uninstallation, log files and part of the configuration are preserved in the OneAgent installation directory. These files can be removed manually. Note however that if the configuration files have been removed, and OneAgent is re-installed, the host will show up as a new host with a new internal identifier.

- On Windows
- On Linux

How do I deploy Dynatrace OneAgent on Mesos/Marathon? ... your ONEAGENT_INSTALLER_SCRIPT_URL. Install Dynatrace OneAgent Deploy Dynatrace OneAgent on Mesos agent nodes

How do I install OneAgent on Linux? For OneAgent versions 102 and earlier, Linux OneAgent binaries are installed at /opt/ruxit/agent/ and the specified Linux OneAgent component

Deploy OneAgent on OpenShift Container Platform Install OneAgent Operator Create the necessary objects for OneAgent Operator. OneAgent Operator acts on

Update OneAgent on OpenShift for application-only mode ... version of OneAgent. If you've specified a default OneAgent installation version for new hosts and applications using OneAgent updates

What are the disk requirements for OneAgent installation ... space requirements for OneAgent full-stack installation and upgrades. Note that exact values may vary based on OneAgent version. Linux

Show more results...




Articles
Design & development


Books
Physical & digital books


Events
Conferences & workshops


Jobs
Find work & employees


Membership
Webinars & early-birds

Search Topics

Smashing Membership

The best thing invented since yummy cappuccino. Smashing books, webinars and conferences – for just 1 coffee a month!

[LOGIN](#) • [AH, WHAT'S MEMBERSHIP?](#) • [FREE PLAN](#)



Choose your option.

Books, webinars, conferences and networking – with hefty discounts.
Starting from **\$3 a month**. You can cancel any time.



Hello, Stefan!

It's refreshing to be in a situation where the spotlight is on someone else.
You look truly *smashing* today, by the way.



[PERSONAL DETAILS](#) • [YOUR PLAN](#) • [DOWNLOADS](#) • [ORDERS](#) • [LOG OUT](#)

Coming Up Next in Membership



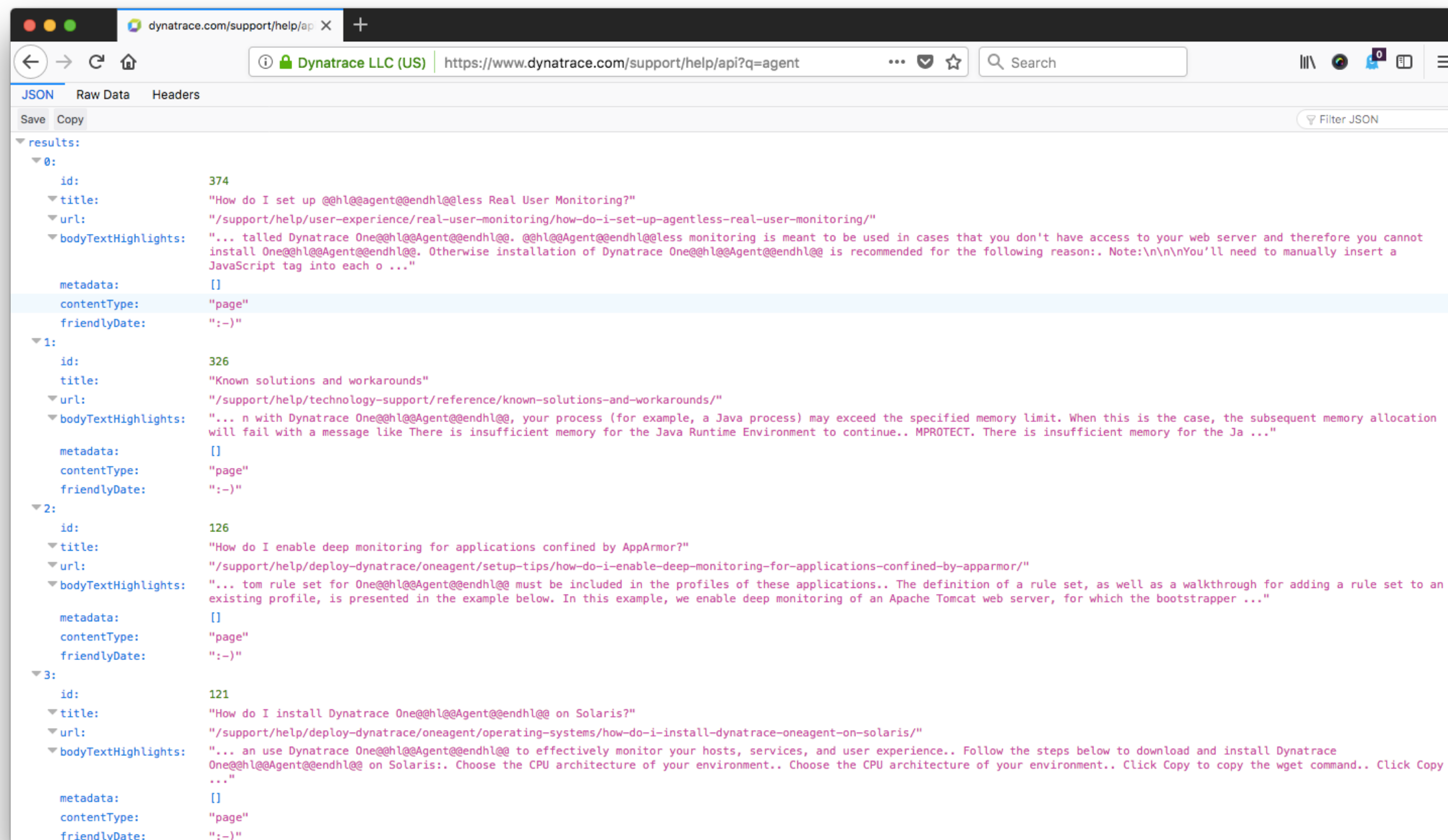
THU, AUG 16
Smashing Book 6: Exclusive final version

TUE, SEP 18
Smashing TV: Variable Fonts and Our New Typography

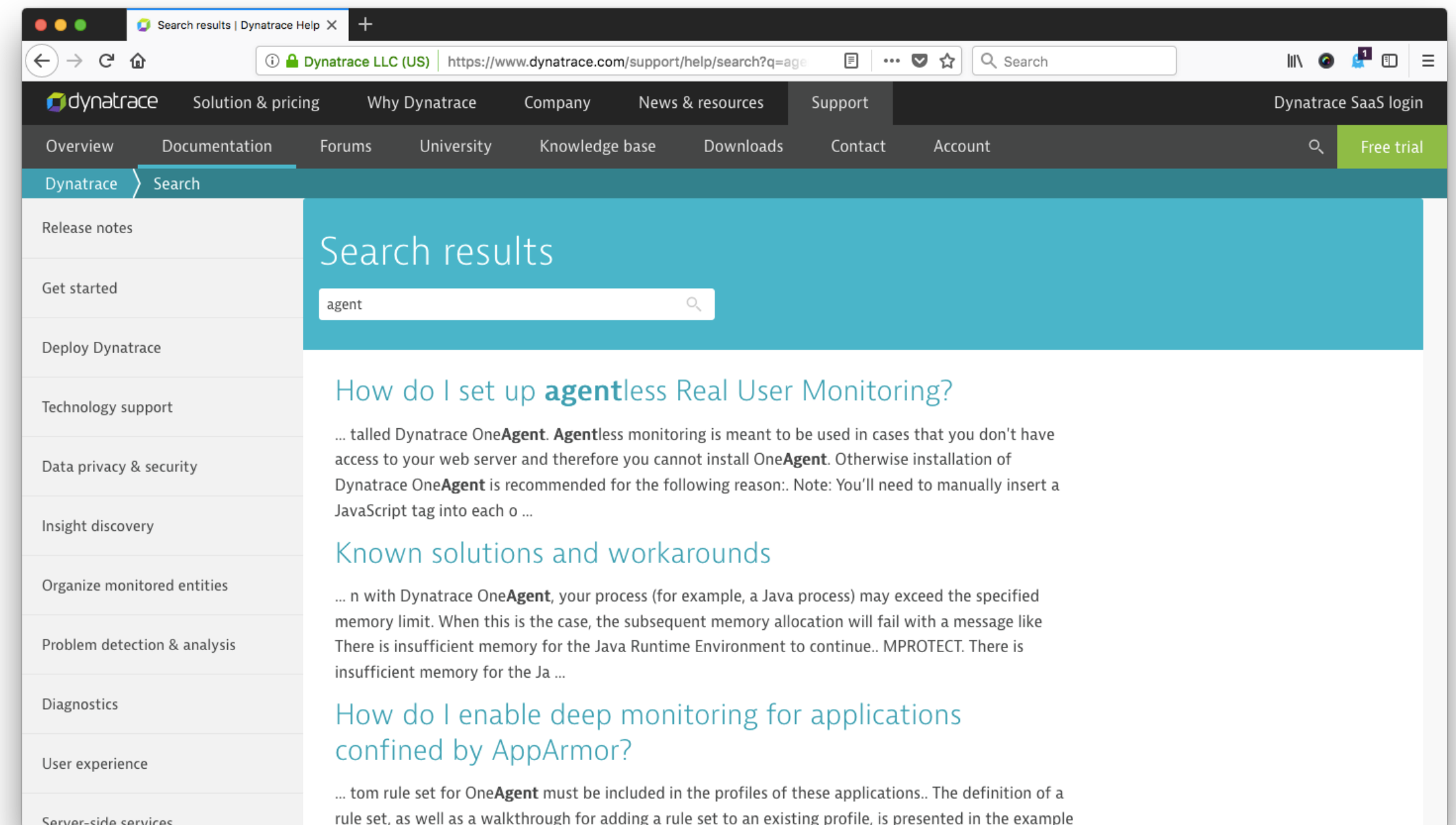



```
const qs = require('querystring')

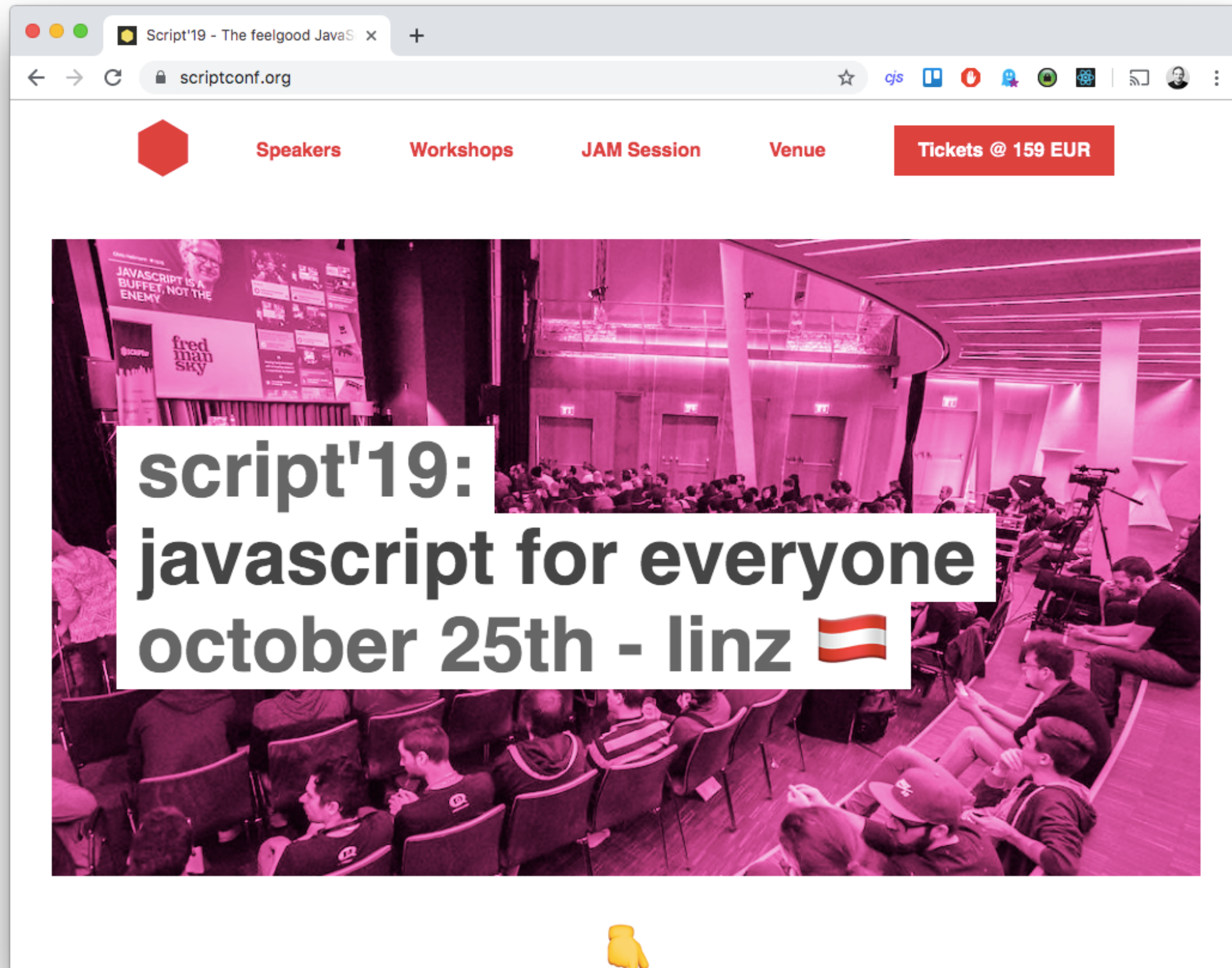
module.exports = async function(context, req) {
  const params = qs.parse(req.body)
  context.log(req, params)
  const message = {
    "personalizations": [ { "to": [ { "email": "sbaumg@gmail.com" } ] } ],
    from: { email: params.mail },
    subject: "Feedback from Website",
    content: [{
      type: 'text/plain',
      value: `${params.name} says: ${params.text}`
    }]
  }
}
return {
  httpResponse: {
    body: { msg: "Message sent!" },
    status: 302
  },
  sendgrid: message
}
}
```



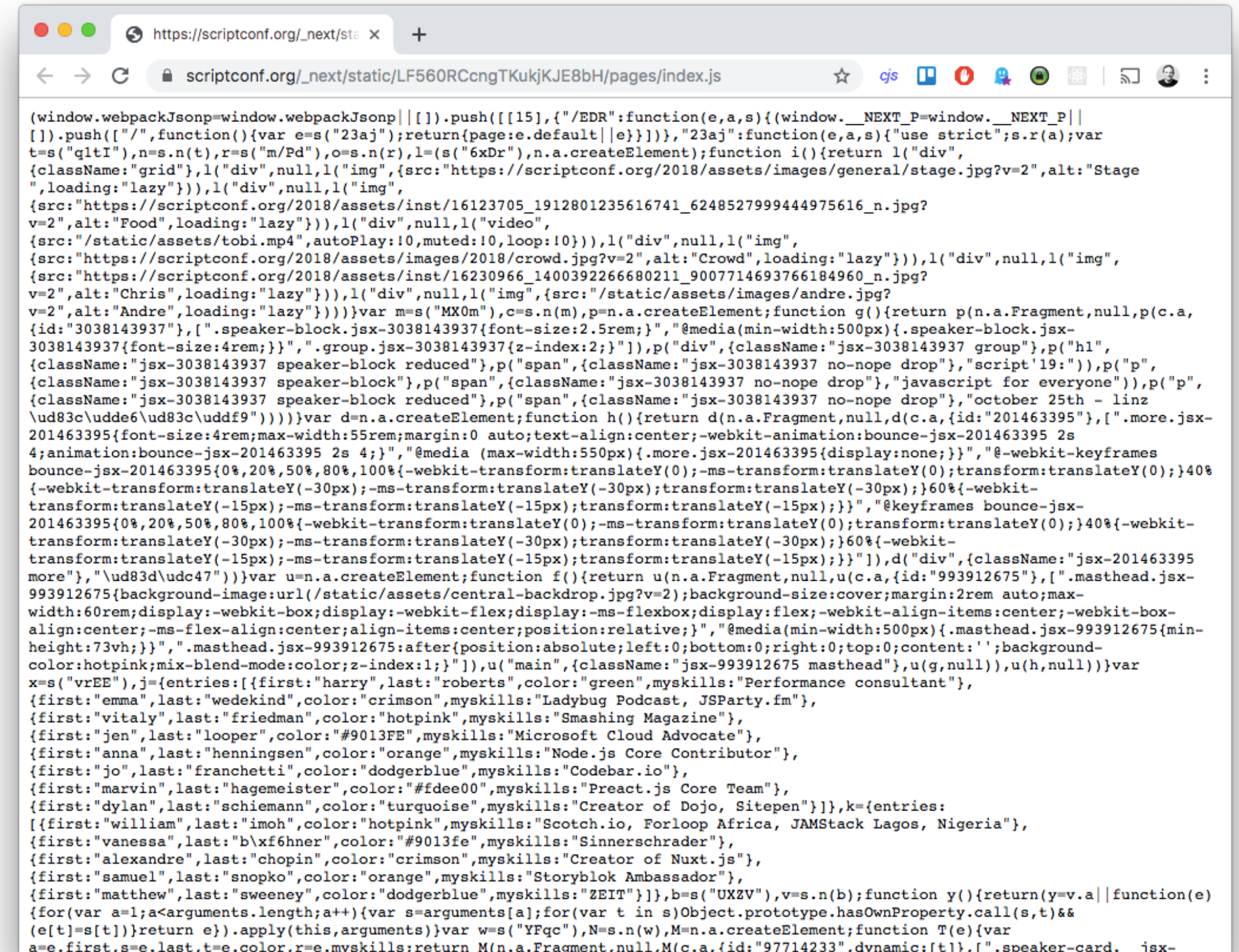
Accept: application/json




Accept: text/html



Accept: text/html



Accept: */*



Pay what you need

Manageable attack surface

Defined Input and Output

Integration with 3rd party services is easy



Serverless architectures are hard

What about platform independence

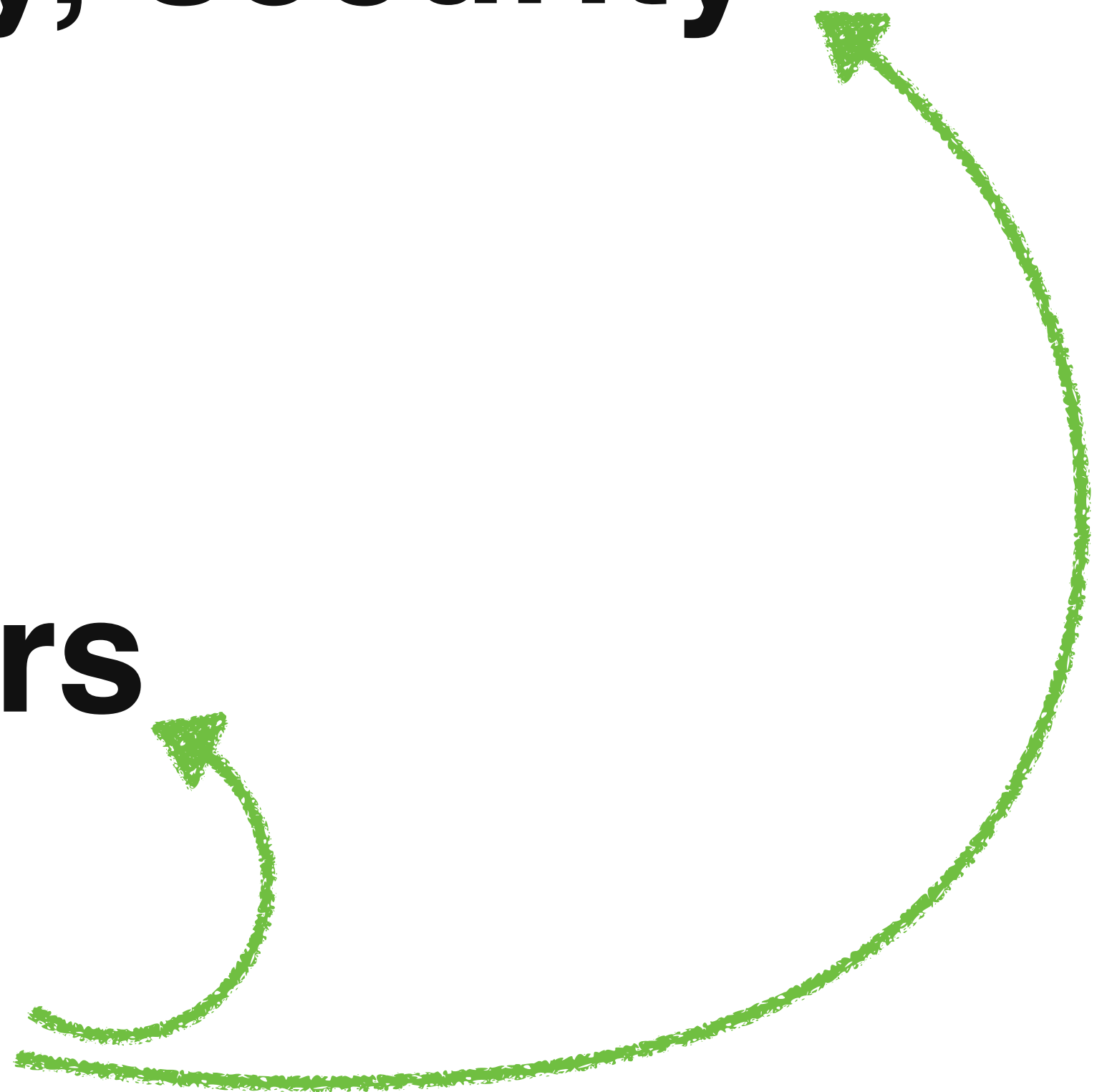
What if we like state

More interfaces, more contracts

Hosting: Availability, stability, security

CMS: Data, structures, editors

Front-End: Markup, CSS, JS

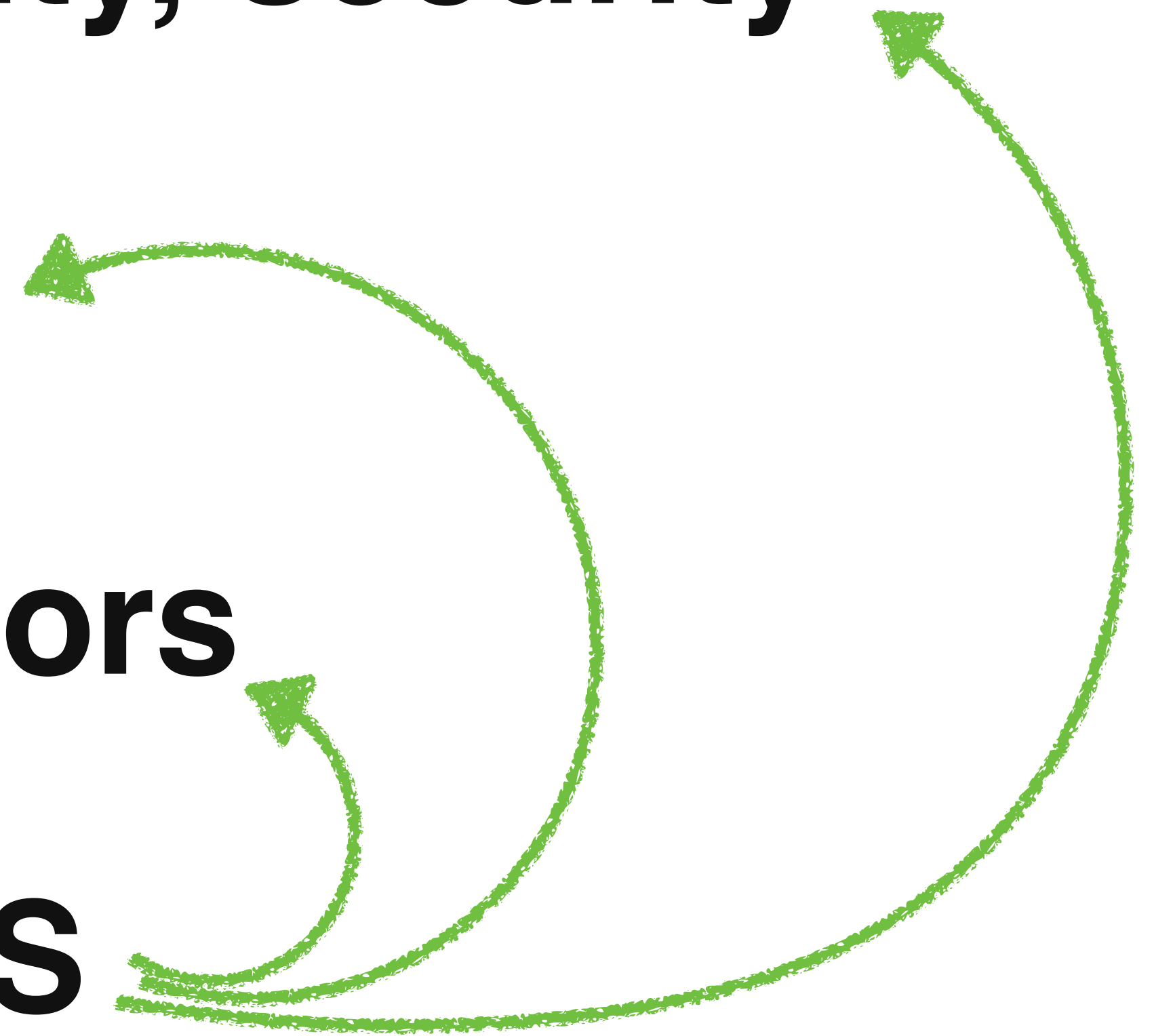


Hosting: Availability, stability, security

Application: Process state

CMS: Data, structures, editors

Front-End: Markup, CSS, JS



JAMstack

J avascript

A Pls

M arkup

Javascript **A**PIs **M**arkup

*Templated markup prebuilt at
deploy time. Using a static site
generator. Deployable anywhere*


J avascript
A PIs
M arkup

*Server side processes and DB
actions are abstracted into
reusable APIs over HTTPS and
JavaScript*


J **a** **v** **a** **s** **c** **r** **i** **p** **t** **A** **P** **I** **s** **M** **a** **r** **k** **u** **p**

Dynamic processes are done on the client. Via JavaScript.


Deployed markup is extended with functionality from APIs client-side.



build



deploy



enhance



Focus on builds and deployment

Prepared functions for common use cases

Ready for most web sites



All-in Serverless:
Every language, every technology

Builds through builders or commands

Static tags along



Enterprise level Cloud:

Azure Pipelines

Azure Storage

Azure CDN

Azure Functions

No technology lock-in
Incremental adoption

The most important thing about JAMstack is that you can start right away with a small piece of your current website.





Front-End
(new)

A green rectangular box with a white border containing a white stylized letter 'G' logo.

Routing Layer

Content



Hosting



Front-End
(new)




Application



Hosting



Application



Content




Front-End



Hosting



Application



Content




Front-End



Hosting



Application



Content




Front-End



Hosting



Application




Content



Front-End



Sum it up



Every piece is independent

Resilient, failsafe, sustainable

Incremental adoption

Full control of every part in your app



Lots of technologies: Fragmentation

Very platform specific

This is 3rd party land!

Exit strategies!

*Every web site and web app
that can be done with
JAMstack, should be done with
JAMstack*

— Stefan Baumgartner



*(every web site can be done
with JAMstack)*

— Stefan Baumgartner



@ddprrt

organising

👉 scriptconf.org

👉 devone.at

👉 tsconf.eu

podcasting

👉 workingdraft.de

writing

👉 fettblog.eu



@ddprrt

organising

👉 scriptconf.org

👉 devone.at

👉 tsconf.eu NEW

podcasting

👉 workingdraft.de

writing

👉 fettblog.eu





script'19

the feelgood

javascript conference

in linz

october 25th, 2019

scriptconf.org

April 23rd, 2020

DEVONE

DEVELOPER AND OPS CONFERENCE