



# ARE YOU BEING SERVERED?

## EXPLORING A SERVERLESS WEB

PHIL HAWKSWORTH






















# WIRELESS

# SERVERLESS

*serverless*



*jamstack*



**CAN WE REALLY  
TAKE SERVERS  
OUT OF THE EQUATION?**

# FOCUSSING ON THE THINGS YOU CARE ABOUT

*liberated*  
**TO FOCUS ON  
WHAT MATTERS**



*the problem with*  
**DOING  
BIG  
PROJECTS**

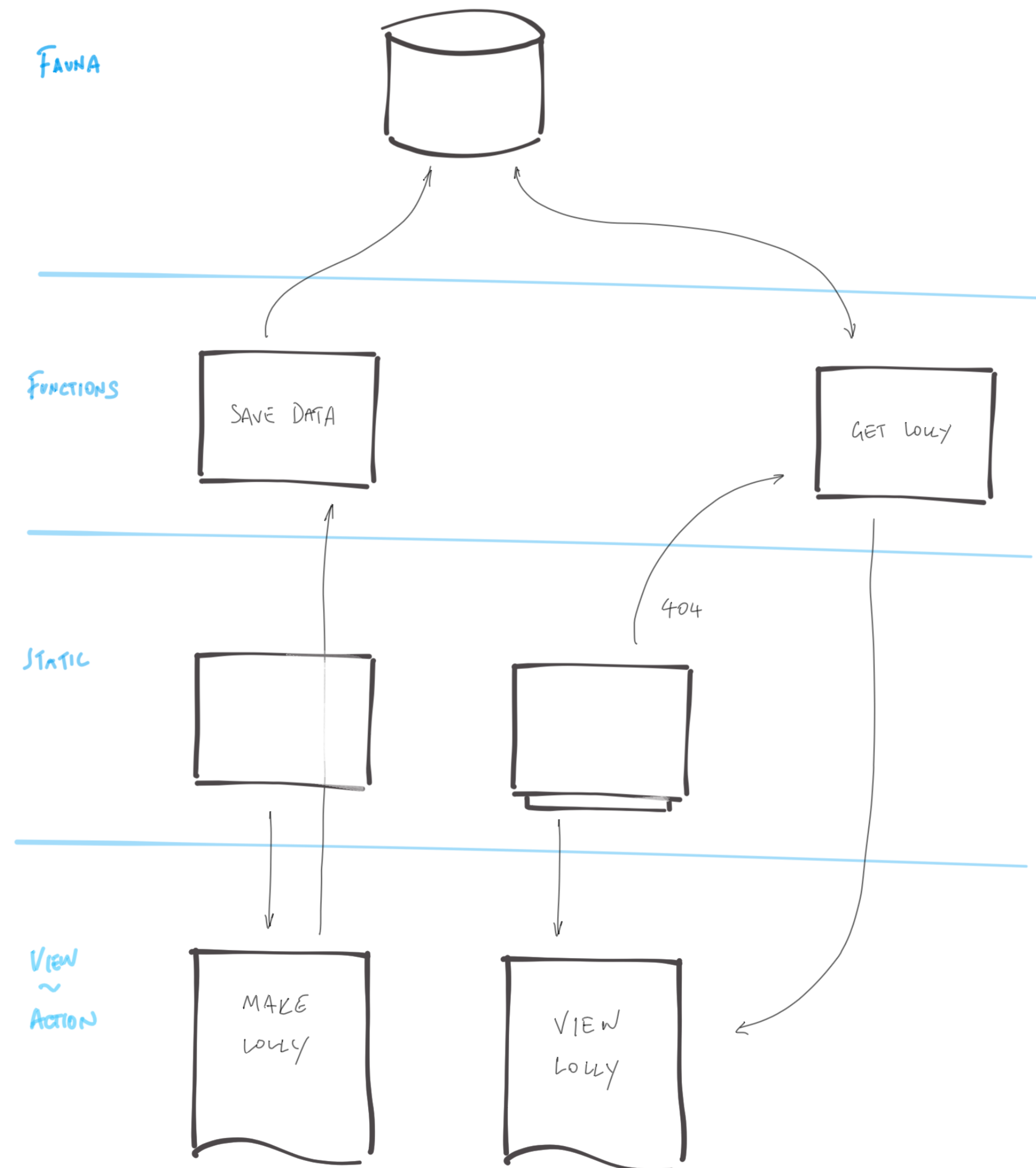
# CONSTRAINTS AND COMPLEXITY AND INFRASTRUCTURE

*oh my!*

# WHERE TO FOCUS OUR EFFORTS?



# LINES AND BOXES



**@PHIL HAWKSWORTH**

HE / HIM

DEVELOPER EXPERIENCE

NETLIFY



# ARE YOU BEING SERVERED?


## EXPLORING A SERVERLESS WEB

PHIL HAWKSWORTH

# FUNCTIONS AS A SERVICE



# SERVING WEBSITES WITHOUT WEBSERVERS



# *jamstack*

**JAVASCRIPT / API / MARKUP**

# STACKS FOR DAYZ

AN / LAMP / MAMP / XAMP / ROR / WISA / MEAN

WISA / MEAN / LAMP / MAMP / XAMP / ROR /

# jamstack

*A modern architecture —*

*Create fast and secure sites and dynamic apps  
with **J**avaScript, **A**PIs, and pre-rendered  
**M**arkup, served without web servers*



A black and white close-up portrait of Aaron Swartz, a man with dark, wavy hair and a light beard, smiling and looking down and to the left. The image is the background for the text.

# BAKE, DON'T FRY

— *Aaron Swartz*

**I CARE ABOUT NOT HAVING TO  
MAINTAIN CRANKY AOLSERVER,  
POSTGRES AND ORACLE INSTALLS**

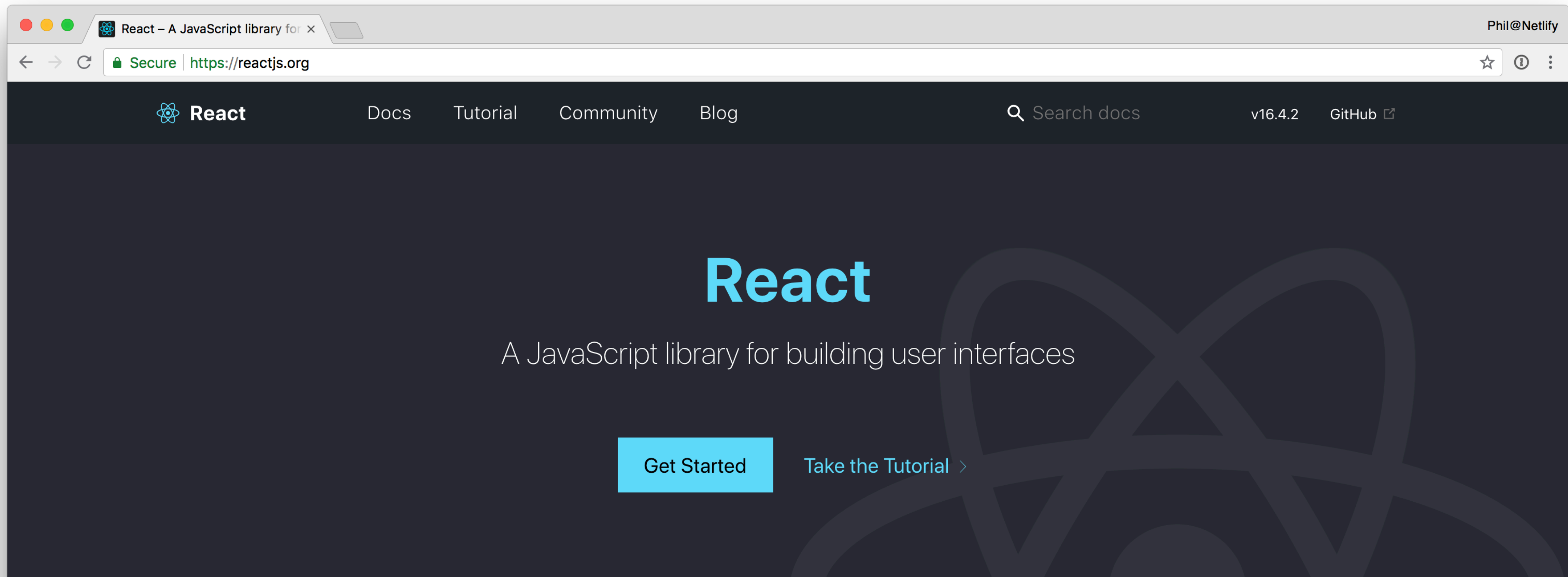
**AARON SWARTZ, 2002**



# TOOLS *Et* ECOSYSTEM

**SO... WHAT CAN  
A STATIC SITE  
EVEN BE?**

# REACTJS.ORG



## Declarative

React makes it painless to create interactive UIs. Design simple views for each state in your application, and React will efficiently update and render just the right components when your data changes.

## Component-Based

Build encapsulated components that manage their own state, then compose them to make complex UIs.


Since component logic is written in JavaScript

## Learn Once, Write Anywhere

We don't make assumptions about the rest of your technology stack, so you can develop new features in React without rewriting existing code.

React can also render on the server using Node

# VUEJS.ORG



Vue.js

Secure | <https://vuejs.org>

Learn ▾ Ecosystem ▾ Team Support Vue ▾ Translations ▾

## The Progressive JavaScript Framework

[WHY VUE.JS?](#) [GET STARTED](#) [GITHUB](#)

Special Sponsor

**<stdlib>**

Function as a Service Platform and Library

### Approachable

Already know HTML, CSS and JavaScript? Read the guide and start building things in no time!

### Versatile

An incrementally adoptable ecosystem that scales between a library and a full-featured framework.

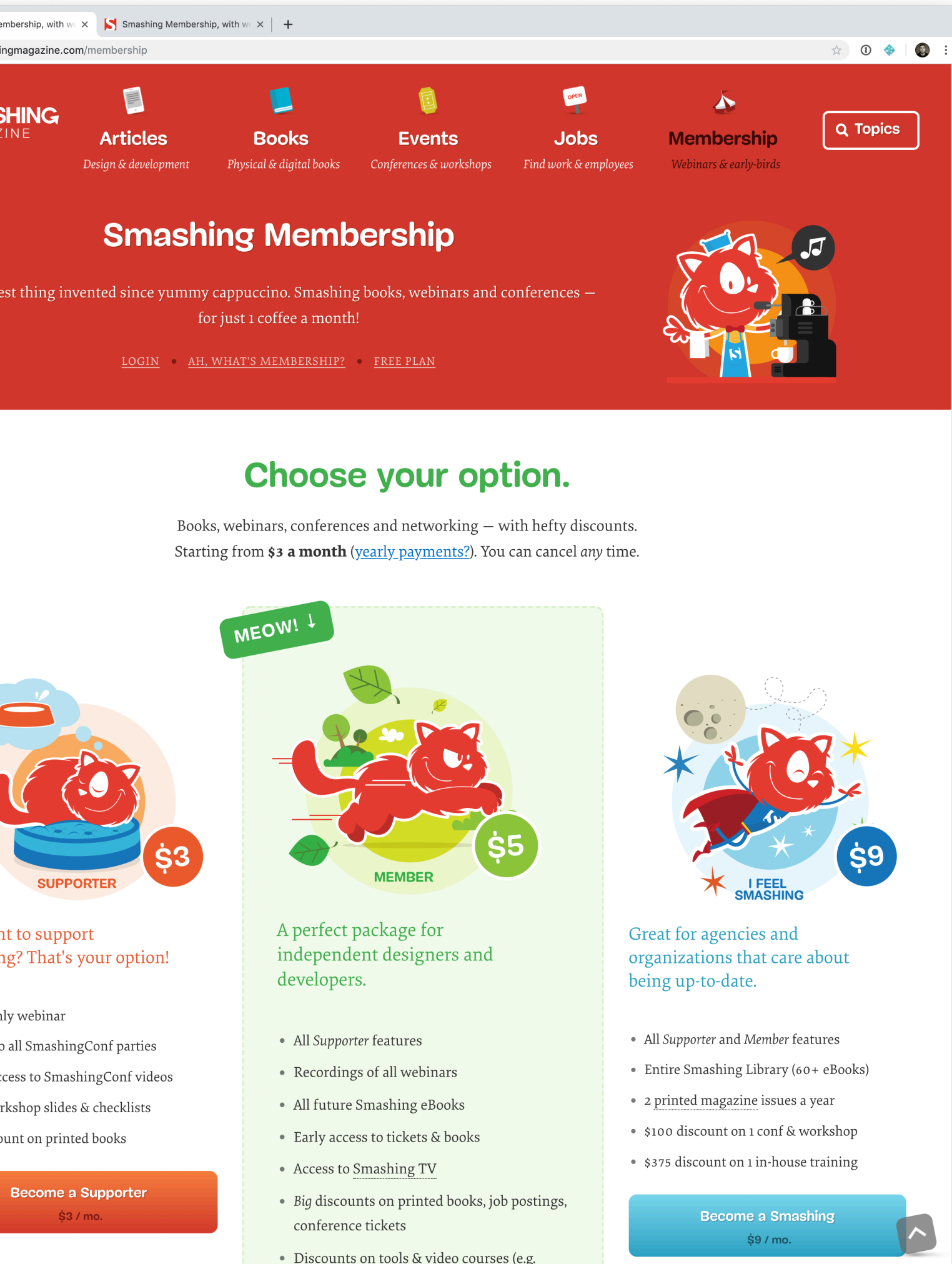
### Performant

20KB min+gzip Runtime  
Blazing Fast Virtual DOM  
Minimal Optimization Efforts

Patreon Sponsors



# SMASHINGMAGAZINE.COM




Smashing Magazine Membership

Best thing invented since yummy cappuccino. Smashing books, webinars and conferences — for just 1 coffee a month!

[LOGIN](#) • [AH, WHAT'S MEMBERSHIP?](#) • [FREE PLAN](#)

## Choose your option.

Books, webinars, conferences and networking — with hefty discounts. Starting from **\$3 a month** ([yearly payments?](#)). You can cancel any time.




**\$3**

**SUPPORTER**

Want to support Smashing Magazine? That's your option!

- Access to all SmashingConf parties
- Access to SmashingConf videos
- Workshop slides & checklists
- Discount on printed books

[Become a Supporter \\$3 / mo.](#)




**\$5**

**MEMBER**

A perfect package for independent designers and developers.

- All *Supporter* features
- Recordings of all webinars
- All future Smashing eBooks
- Early access to tickets & books
- Access to [Smashing TV](#)
- Big discounts on printed books, job postings, conference tickets
- Discounts on tools & video courses (e.g.

[Become a Smashing \\$9 / mo.](#)



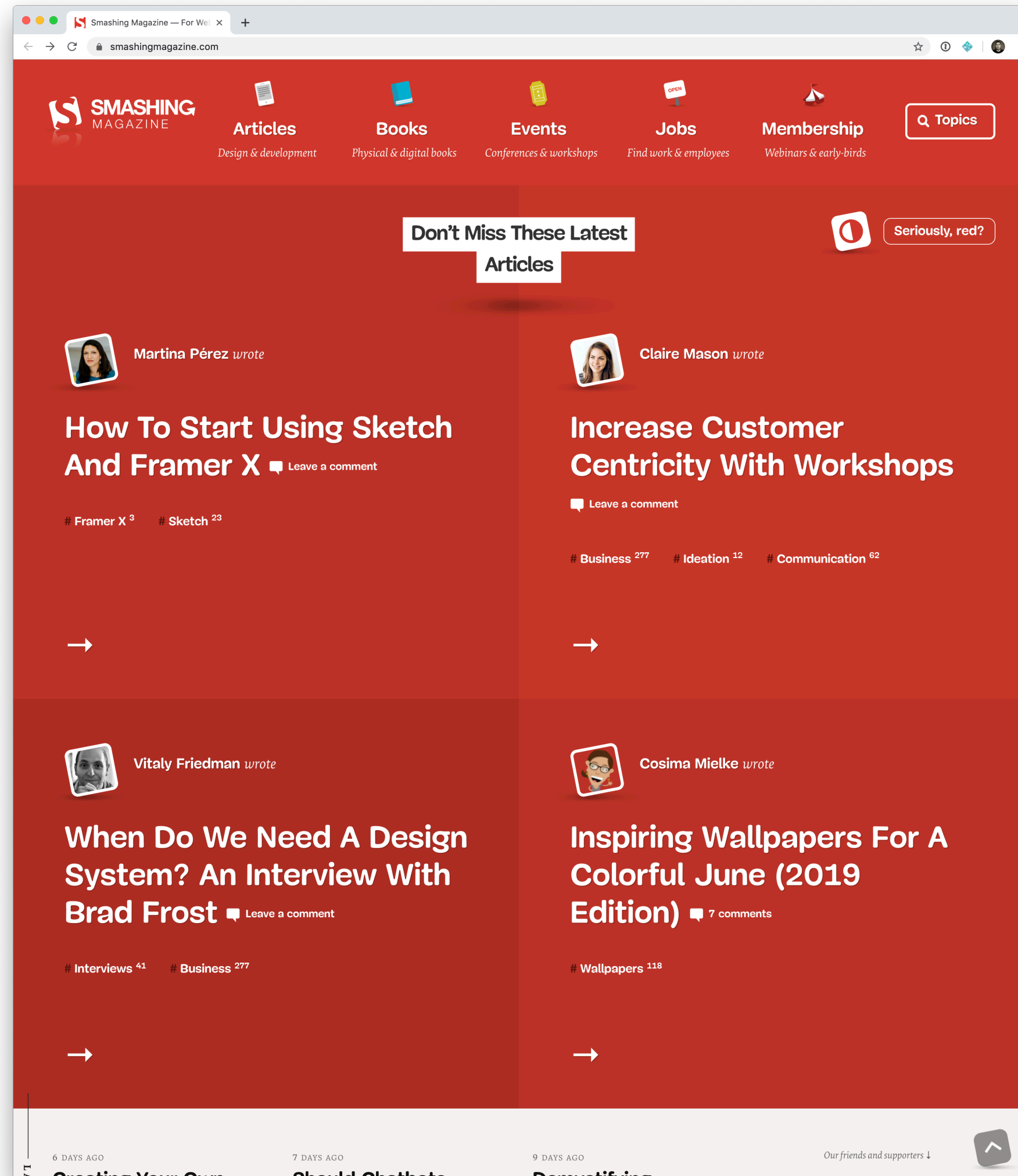
**\$9**

**EARLY BIRD**

Great for agencies and organizations that care about being up-to-date.

- All *Supporter* and *Member* features
- Entire Smashing Library (60+ eBooks)
- 2 [printed magazine](#) issues a year
- \$100 discount on 1 conf & workshop
- \$375 discount on 1 in-house training

[Become a Smashing \\$9 / mo.](#)




Smashing Magazine

Articles Books Events Jobs Membership

Design & development Physical & digital books Conferences & workshops Find work & employees Webinars & early-birds

Don't Miss These Latest Articles




Martina Pérez wrote

## How To Start Using Sketch And Framer X

Leave a comment

# Framer X <sup>3</sup> # Sketch <sup>23</sup>

→




Claire Mason wrote

## Increase Customer Centricity With Workshops

Leave a comment

# Business <sup>277</sup> # Ideation <sup>12</sup> # Communication <sup>62</sup>

→




Vitaly Friedman wrote

## When Do We Need A Design System? An Interview With Brad Frost

Leave a comment

# Interviews <sup>41</sup> # Business <sup>277</sup>

→



Cosima Mielke wrote

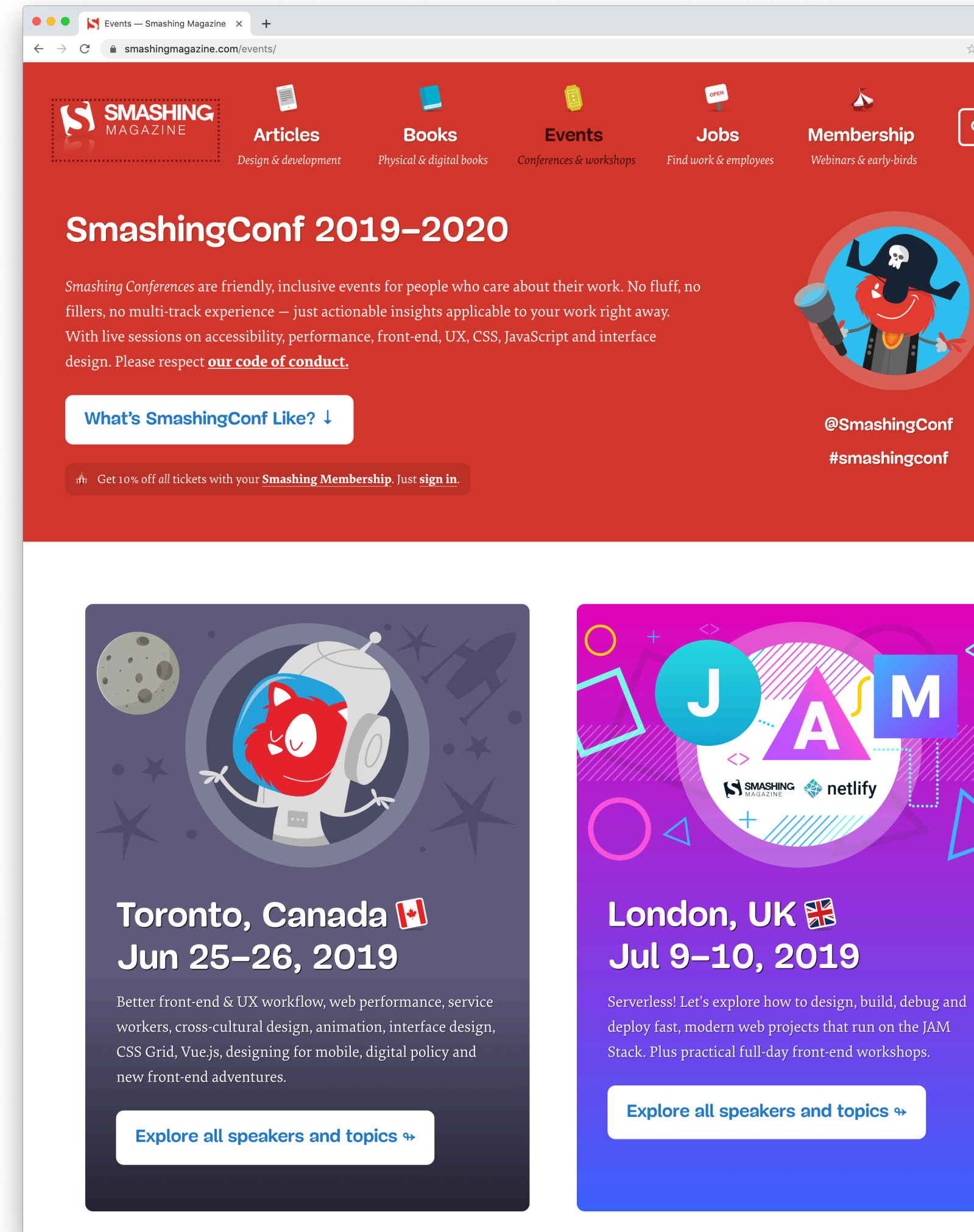
## Inspiring Wallpapers For A Colorful June (2019 Edition)

7 comments

# Wallpapers <sup>118</sup>

→

6 DAYS AGO 7 DAYS AGO 9 DAYS AGO Our friends and supporters ↓



Smashing Magazine

Articles Books Events Jobs Membership

Design & development Physical & digital books Conferences & workshops Find work & employees Webinars & early-birds


## SmashingConf 2019–2020

Smashing Conferences are friendly, inclusive events for people who care about their work. No fluff, no fillers, no multi-track experience — just actionable insights applicable to your work right away. With live sessions on accessibility, performance, front-end, UX, CSS, JavaScript and interface design. Please respect **our code of conduct**.

[What's SmashingConf Like? ↓](#)

Get 10% off all tickets with your [Smashing Membership](#). Just [sign in](#).

@SmashingConf #smashingconf




## Toronto, Canada 🇨🇦

### Jun 25–26, 2019

Better front-end & UX workflow, web performance, service workers, cross-cultural design, animation, interface design, CSS Grid, Vue.js, designing for mobile, digital policy and new front-end adventures.

[Explore all speakers and topics ↗](#)



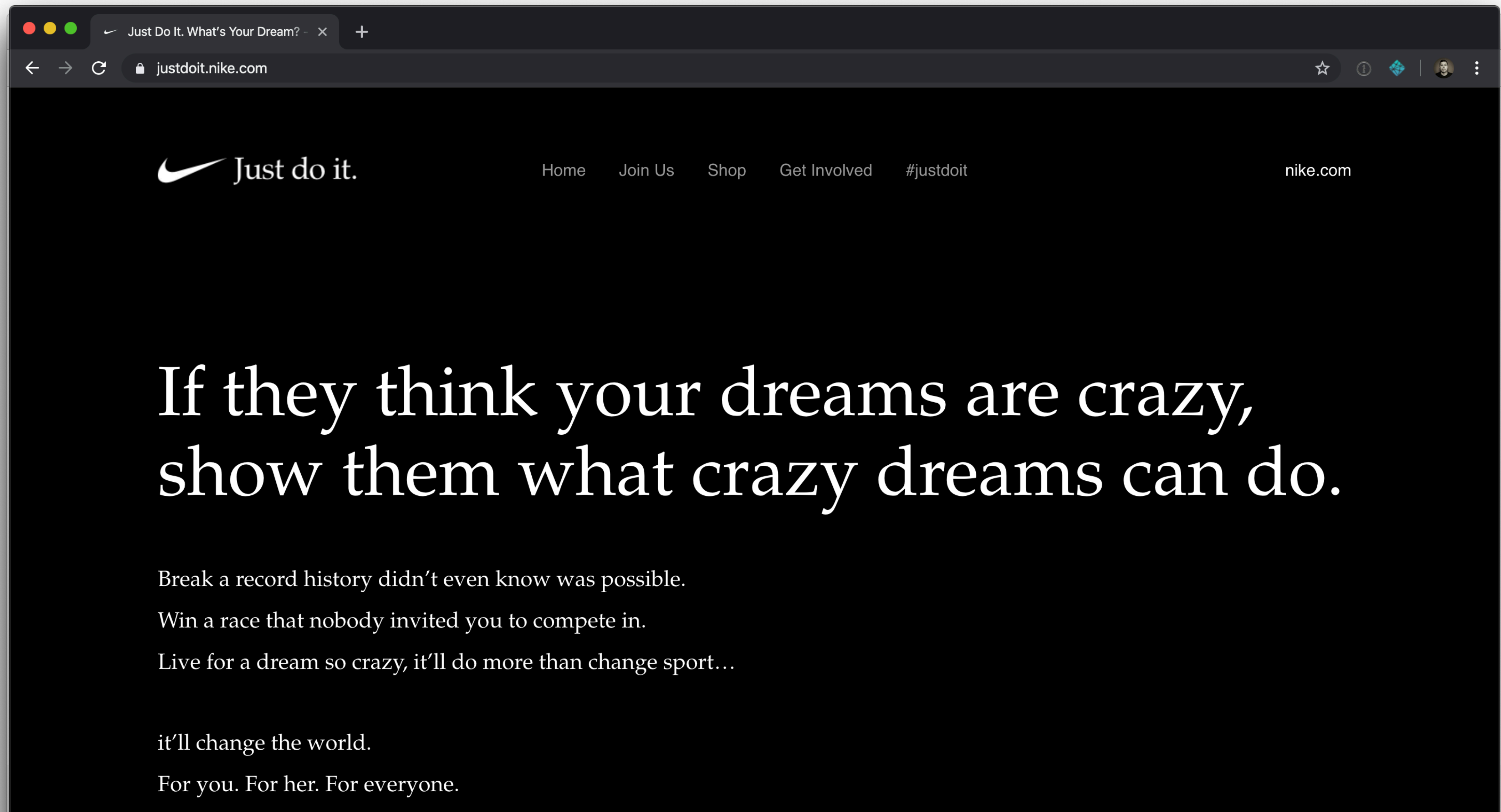
## London, UK 🇬🇧

### Jul 9–10, 2019

Serverless! Let's explore how to design, build, debug and deploy fast, modern web projects that run on the JAM Stack. Plus practical full-day front-end workshops.

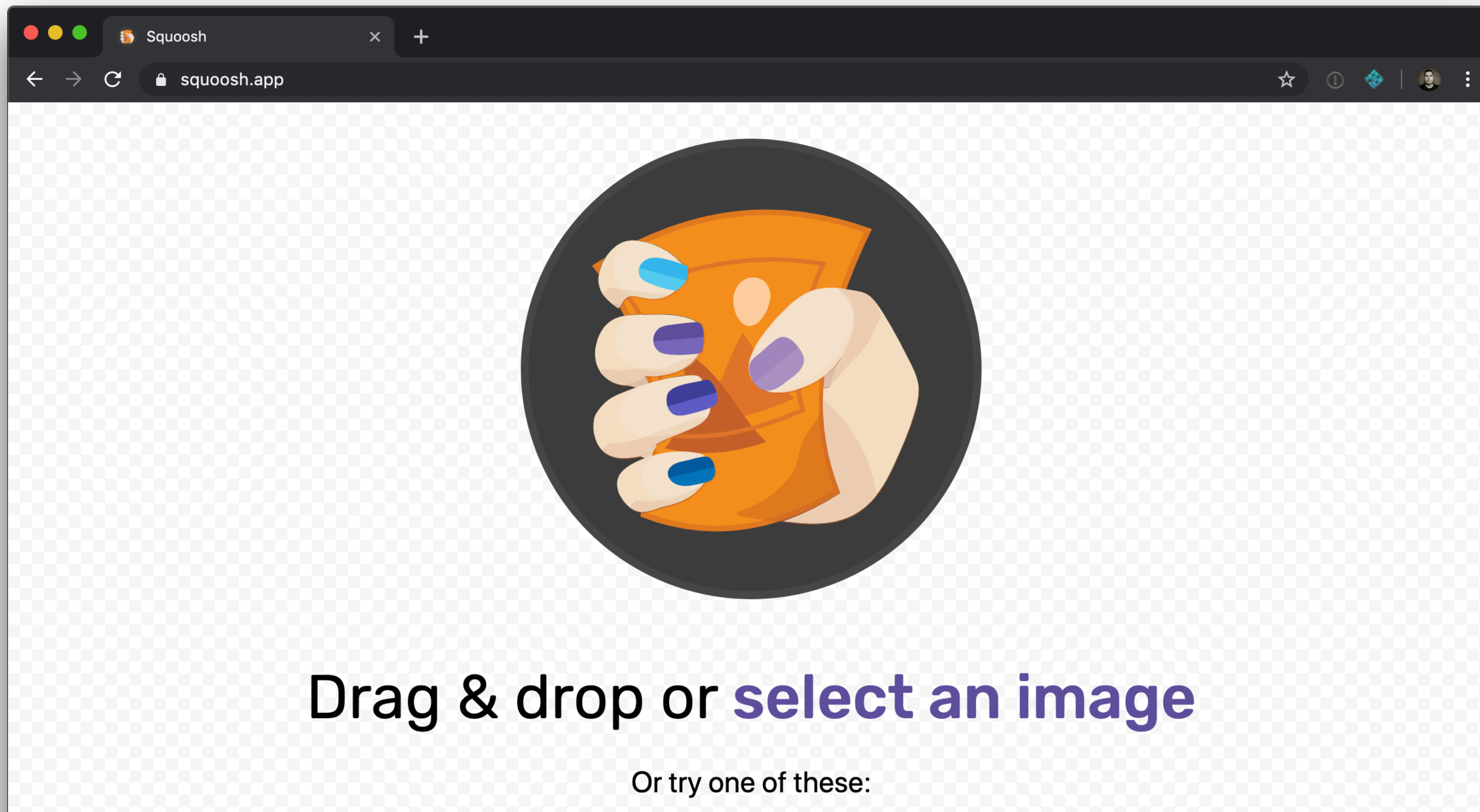
[Explore all speakers and topics ↗](#)

# JUSTDOIT.NIKE.COM



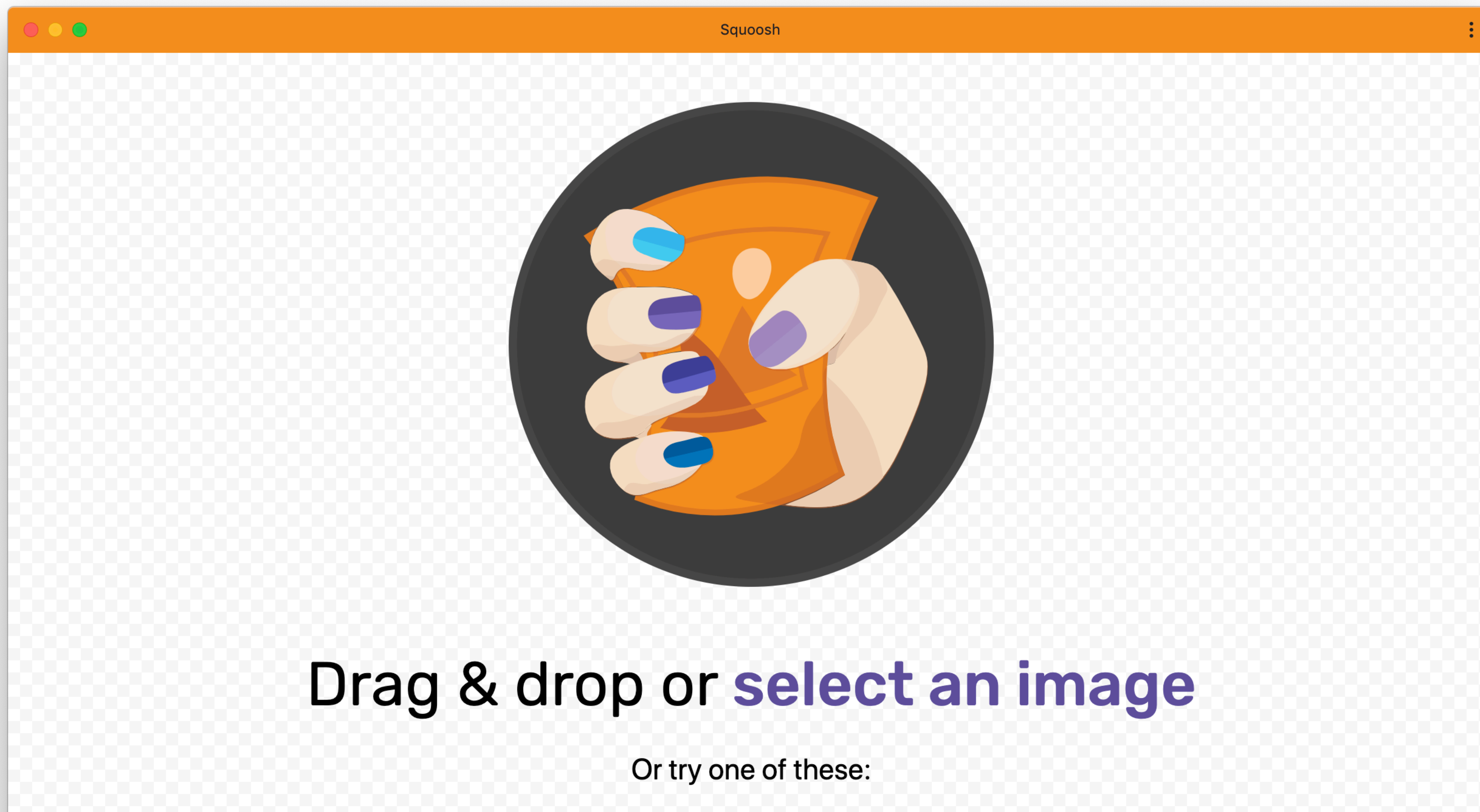


# SQUOOSH.APP





# SQUOOSH.APP





[blog](#) [speaking](#) [about](#) [search](#)

# HAWKSWORX

/hɔːkswɔːks/

The blog, playground, and generally a home on the web for [Phil Hawksworth](#), a web nerd, amateur comedian, and cat botherer.

The source code of this site is available on [GitHub](#) and is hosted and updated by [Netlify](#) automatically after each code commit

Other than where specified, the content on this site is published under a [Creative Commons Attribution 3.0 licence](#).

Subscribe to a feed of blog posts on this site

You can usually find me on [Twitter](#). And you can sometimes find me at web development [conferences](#), where I might be talking about development techniques. I blog here less frequently than I'd like, but manage it a little more often on the [Netlify blog](#).

Wherever you find me, online or in the real world, please do come and say a friendly hello.

## Recently on the blog

August 19th 2019

### [Power up Gatsby sites with A/B testing on Netlify](#)

[#jamstack](#) , [#netlify](#) , [#gatsby](#)

If you host your Gatsby site with [Netlify](#), you can create A/B or multi-variant tests without the need for client-side UI manipulation or other JavaScript intervention. This post and demo video explain how.

Edit settings

## Build hooks

---

Build hooks give you a unique URL you can use to trigger a build.

Twitter activity trigger:

[https://api.netlify.com/build\\_hooks/58d50555d6865d3a3d5a1f19](https://api.netlify.com/build_hooks/58d50555d6865d3a3d5a1f19)



Comment approved:

[https://api.netlify.com/build\\_hooks/5a9178c6df99537d12e5d057](https://api.netlify.com/build_hooks/5a9178c6df99537d12e5d057)



Alexa voice command:

[https://api.netlify.com/build\\_hooks/5b75f84e82d3f10467d27f41](https://api.netlify.com/build_hooks/5b75f84e82d3f10467d27f41)



[Learn more about build hooks in the docs](#) ↗

Add build hook

## Build image selection

---

BETA



**REDUCING  
DEPLOYMENT  
FRICTION**



**INCREASES  
PERCEIVED  
DYNAMISM**



**PHILIP GOT COCKY**

**SOME PEOPLE ON  
THE INTERNET NOTICED**



**Zach Leatherman**


@zachleat

Following



free side project idea: HTML-only static site generated clock that deploys a new version to [@netlify](#) every minute

8:54 PM - 19 Jul 2018

**30** Likes



**Phil Hawksworth**

@philhawksworth



Replying to @philhawksworth @zachleat and 3 others

Only an idiot would make what you are suggesting.

[setyourwatchby.netlify.com](https://setyourwatchby.netlify.com)

2:02 PM - 20 Jul 2018

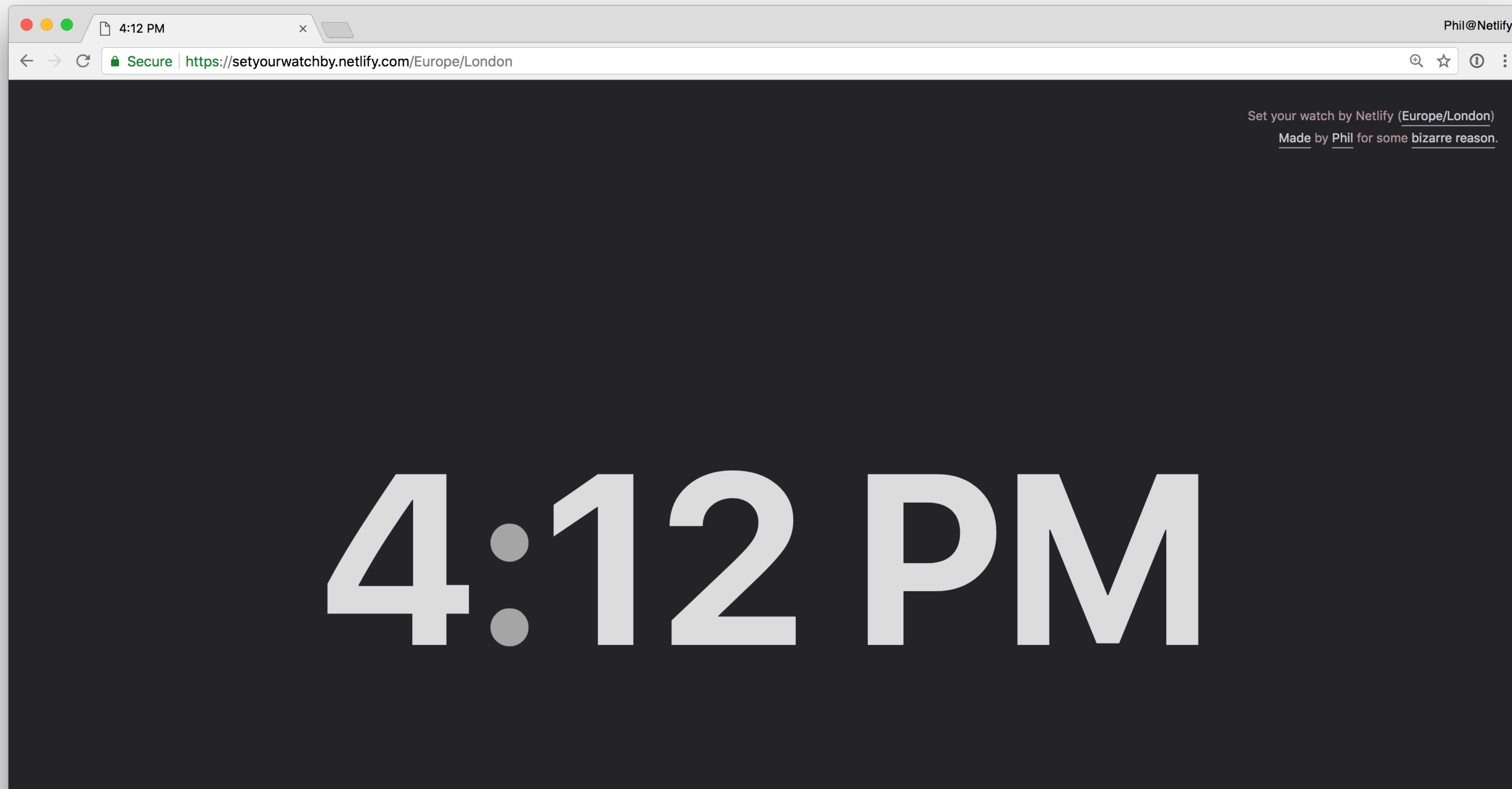
12 Retweets 41 Likes





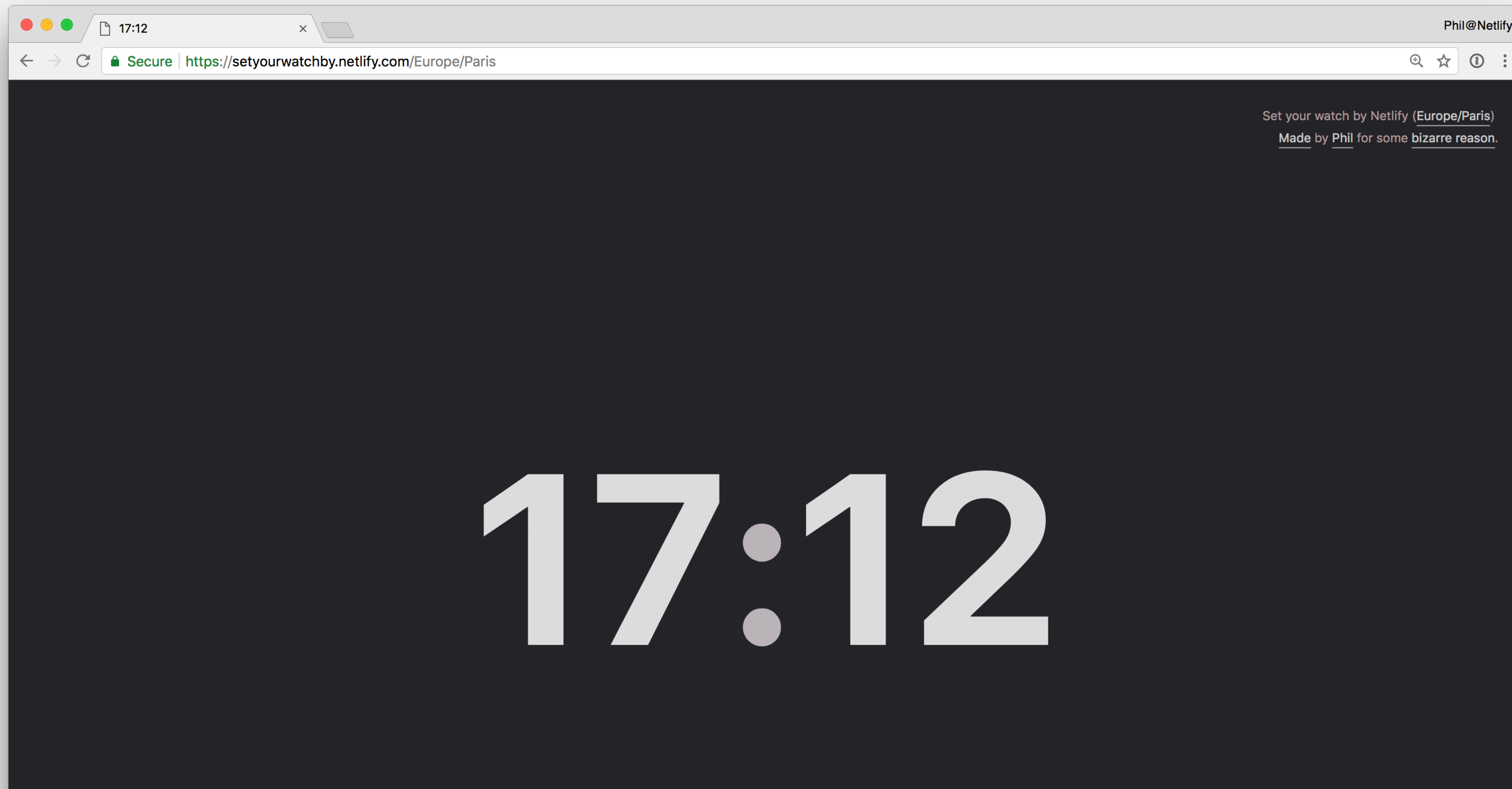
# FINDTHAT.AT/TIME

<https://setyourwatchby.netlify.com>



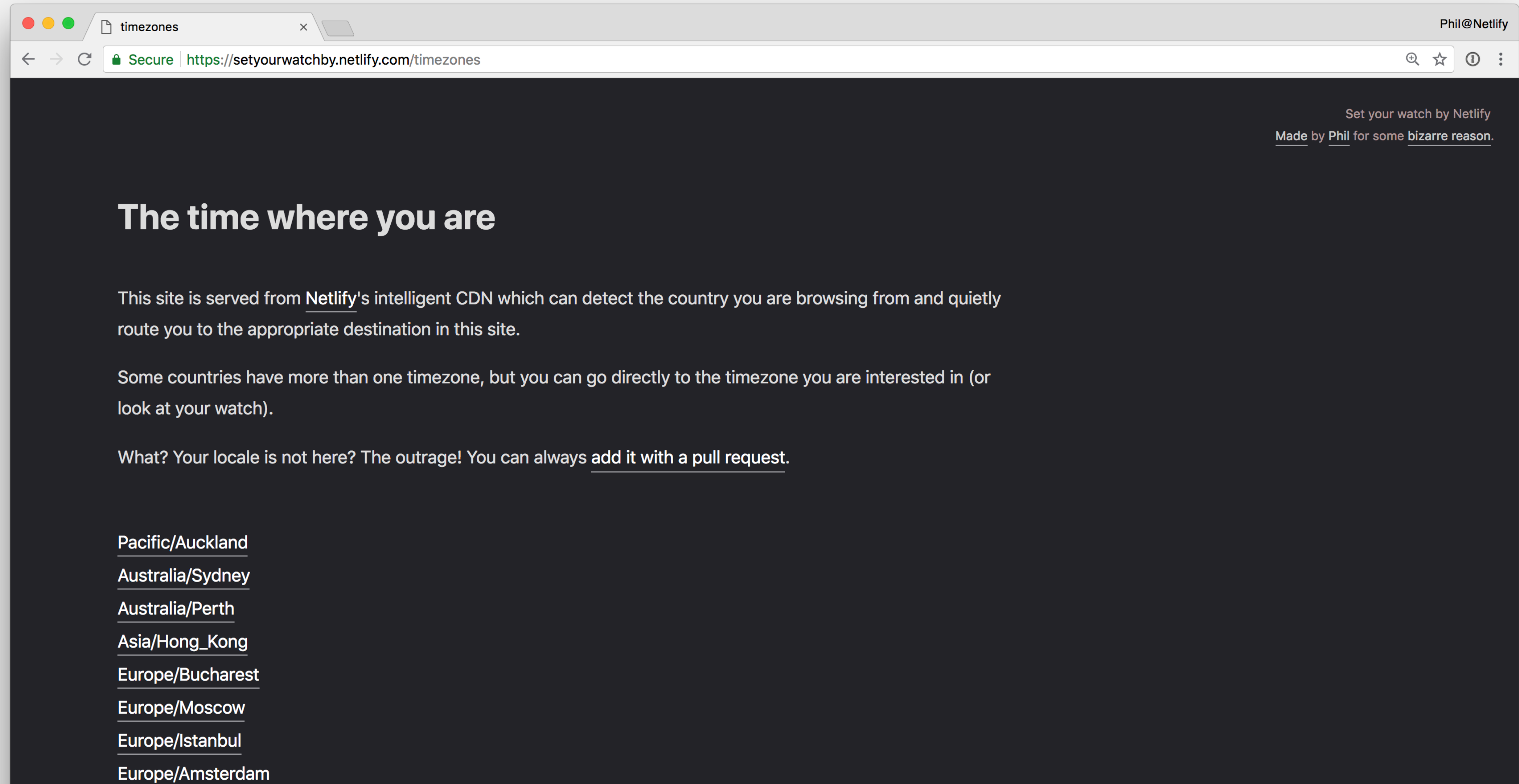
# FINDTHAT.AT/TIME

<https://setyourwatchby.netlify.com>



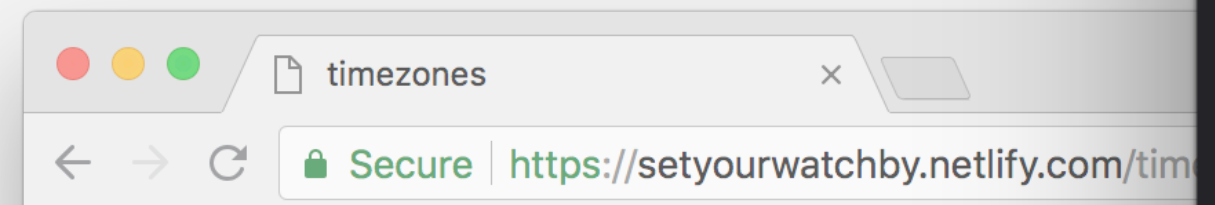
# FINDTHAT.AT/TIME

<https://setyourwatchby.netlify.com>



# FINDTHAT.AT/TIME

<https://setyourwatchby.netlify.com/timezones>



## The time where you

This site is served from [Netlify's](#) intelligent edge network which will route you to the appropriate destination for your location.

Some countries have more than one time zone (e.g. the USA - look at your watch).

What? Your locale is not here? The outrage!

[Pacific/Auckland](#)

[Australia/Sydney](#)

[Australia/Perth](#)

[Asia/Hong\\_Kong](#)

[Europe/Bucharest](#)

[Europe/Moscow](#)

[Europe/Istanbul](#)

[Europe/Amsterdam](#)

[Pacific/Auckland](#)

[Australia/Sydney](#)

[Australia/Perth](#)

[Asia/Hong\\_Kong](#)

[Europe/Bucharest](#)

[Europe/Moscow](#)

[Europe/Istanbul](#)

[Europe/Amsterdam](#)

[Europe/Paris](#)

[Europe/London](#)

[America/New\\_York](#)

[America/Chicago](#)


[America/Denver](#)


[America/Los\\_Angeles](#)

Webtask Editor

Phil@Netlify

Secure | https://webtask.io/make

Would you like the webtask.io experience in your own SaaS? Try  Extend



Documentation

Search

+

Files

### Scheduler

Refresh | Remove schedule

☒ Write an advanced schedule

\*/1

\*

\*

\*

\*

MinuteHourDayMonthWeekday




Update schedule

### Stats


Run count: 57540 Error count: 10

+

Netlify-HTML-time-scheduler >



```
1 var request = require('request');
2
3 module.exports = function(cb) {
4   request({
5     method: 'POST',
6     url: 'https://api.netlify.com/build_hooks/5b51210902ed836d8a7073c4
7   });
8   cb(null, { msg: 'done '});
9 };
10
```

Powered by  Extend



The screenshot shows the Webtask interface. At the top, there's a navigation bar with the Webtask logo and a search icon. Below this, there's a sidebar with a search icon and a list of tasks. The main content area displays the schedule configuration for a task named "HTML-time-scheduler". The schedule is set to "\*/1" (every minute). Below the schedule, there's a large blue button labeled "Update schedule". Underneath the button, the "Stats" section shows the "Run count" as 595962 (circled in red) and the "Error count" as 44. At the bottom, there's a green checkmark icon and the text "Completed seconds ago".

**( DON'T DO THIS )**

*illustrating a point...*  
**VERY LOW  
DEPLOYMENT FRICTION**

*illustrating a point...*

# EVENTS AND AUTOMATION

*a quick look at*  
**TWO**  
**PRINCIPLES**



# PRE-RENDERING

# PRE-RENDERING

# SERVERLESS RENDERING



*motives for*  
**PRE-RENDERING**

**DOING THE WORK NOW,  
SO YOUR SERVERS  
DON'T HAVE TO LATER**



**PUT DISTANCE BETWEEN  
THE COMPLEXITY  
AND THE USER**





*traditional*



CDN



LOAD BALANCER






WEB SERVERS



DB SERVERS



*jamstack*



# JAMSTACK ADVANTAGES



**SECURITY**










**PERFORMANCE**


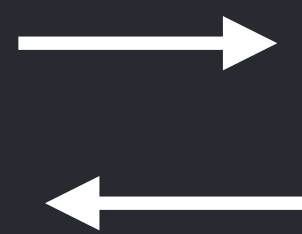



**SCALE**

# DECOUPLING


*traditional***CDN****LOAD BALANCER****WEB SERVERS****DB SERVERS***jamstack*

*jamstack*



REQUEST TIME

BUILD TIME





# GET TO THE ~~CHOPPER~~ CDN





# PRE-RENDERING

# SERVERLESS RENDERING

# SERVERLESS RENDERING

# *jamstack*

*A modern architecture —*

*Create fast and secure sites and dynamic apps  
with **J**avaScript, **A**PIs, and pre-rendered  
**M**arkup, served without web servers*

---

**I ABSOLUTELY POSITIVELY  
NEED A LITTLE LOGIC  
ON A SERVER**

**SOME OF US, SOMETIMES**

A stylized illustration of a superhero figure in a dark suit with a red cape, running through a storm. The background is filled with swirling orange and yellow clouds, and dark rain is falling. The superhero is in a dynamic pose, leaning forward with arms outstretched.

# SERVERLESS TO THE RESCUE



# AUGMENTATION

# ENHANCEMENT

# STATIC FIRST

**MARKUS SCHORK, UNILEVER**

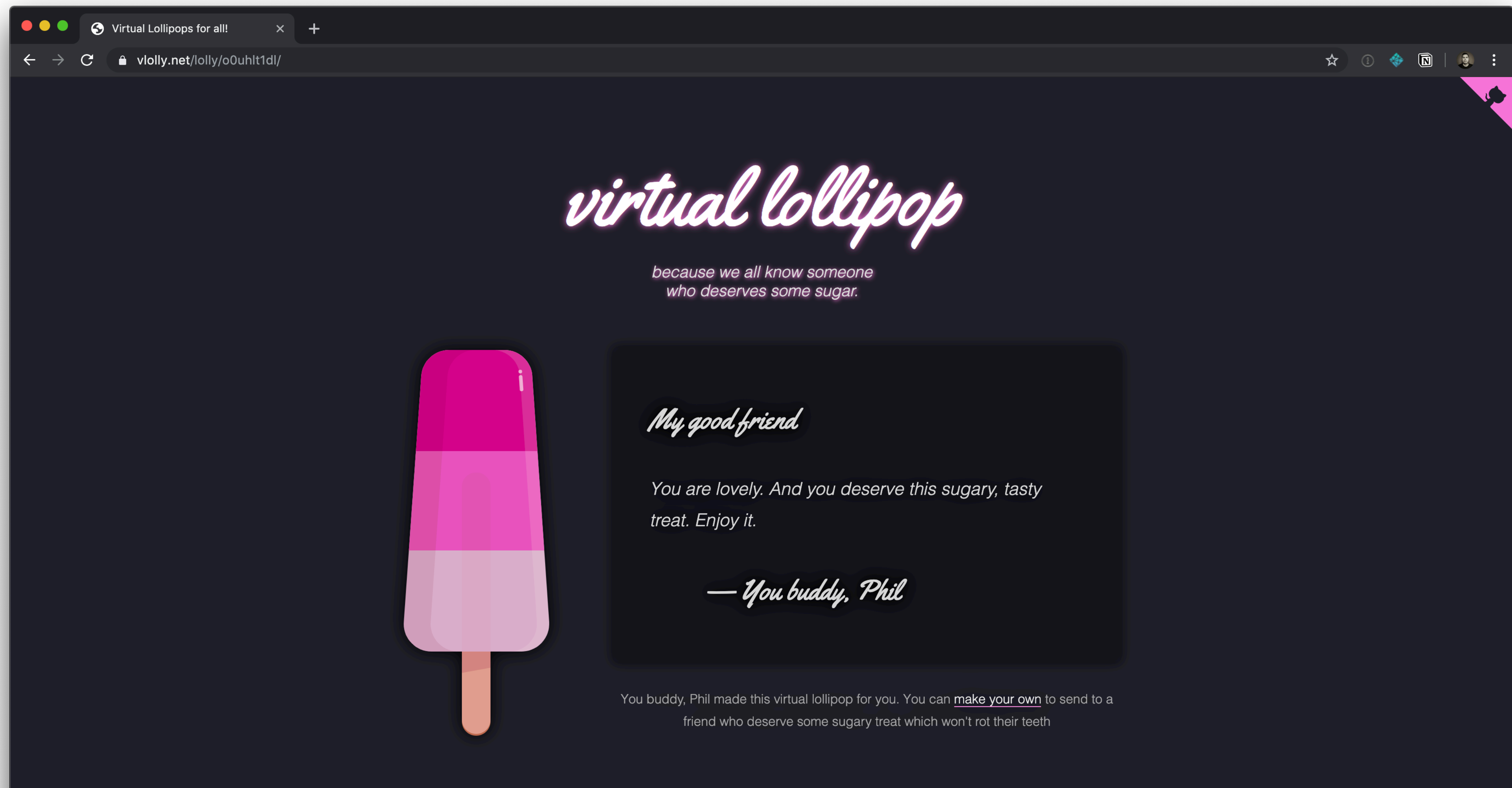
# AN EXAMPLE



# USER GENERATED CONTENT



# VLOLLY.NET/LOLLY/3hmtt2r3b



# *requirements & tools*

# PRE-GENERATED PAGES WITH REAL URLS

(EVEN FOR THE USER GENERATED CONTENT)

# DATA STORED IN A DATABASE

(BUT DON'T MAKE ME A DBA)

# INSTANT ACCESS TO NEW CONTENT

(WITHOUT WAITING FOR A REBUILD)

# PRE-GENERATED PAGES WITH REAL URLS

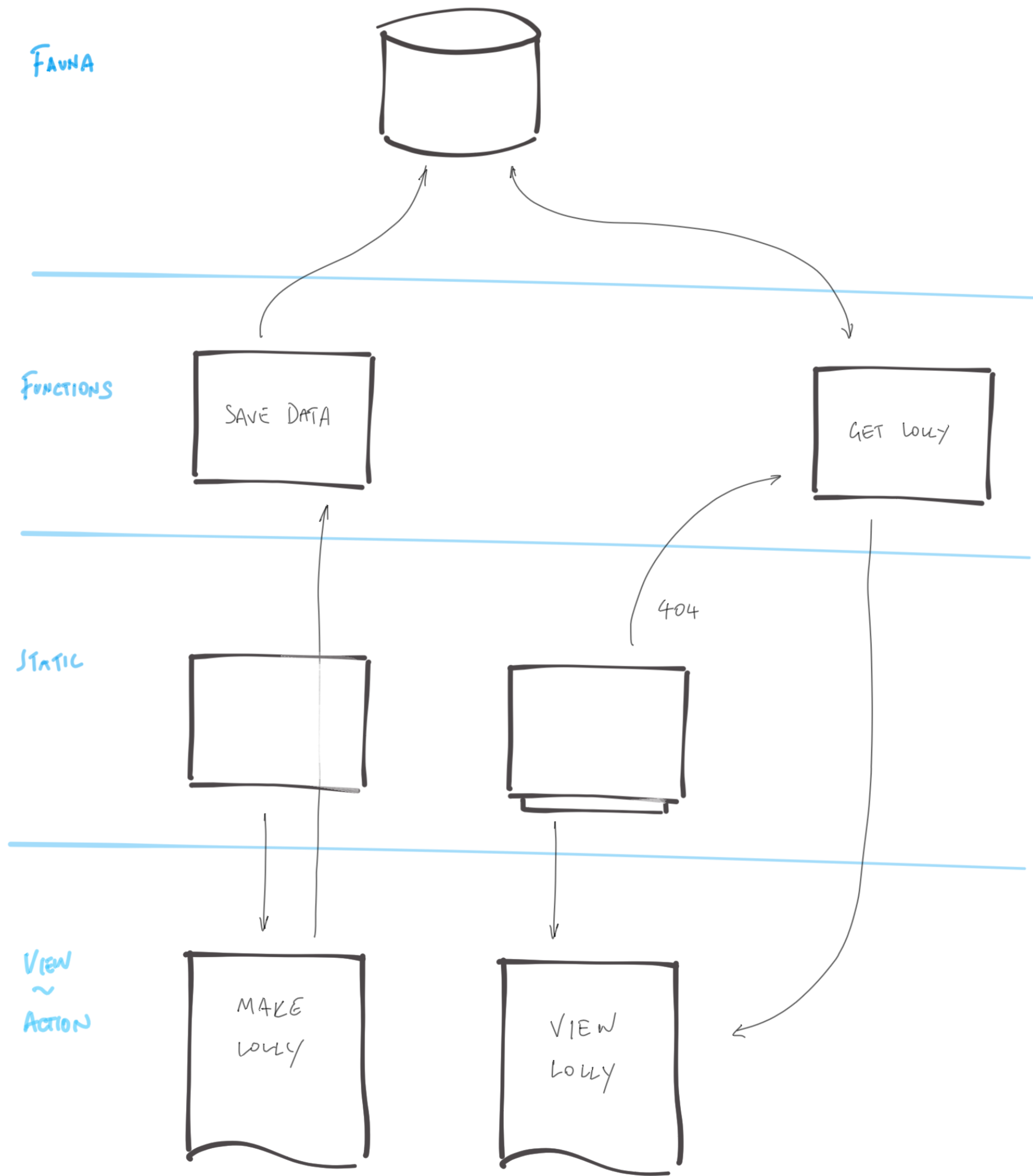
**ELEVENTY**

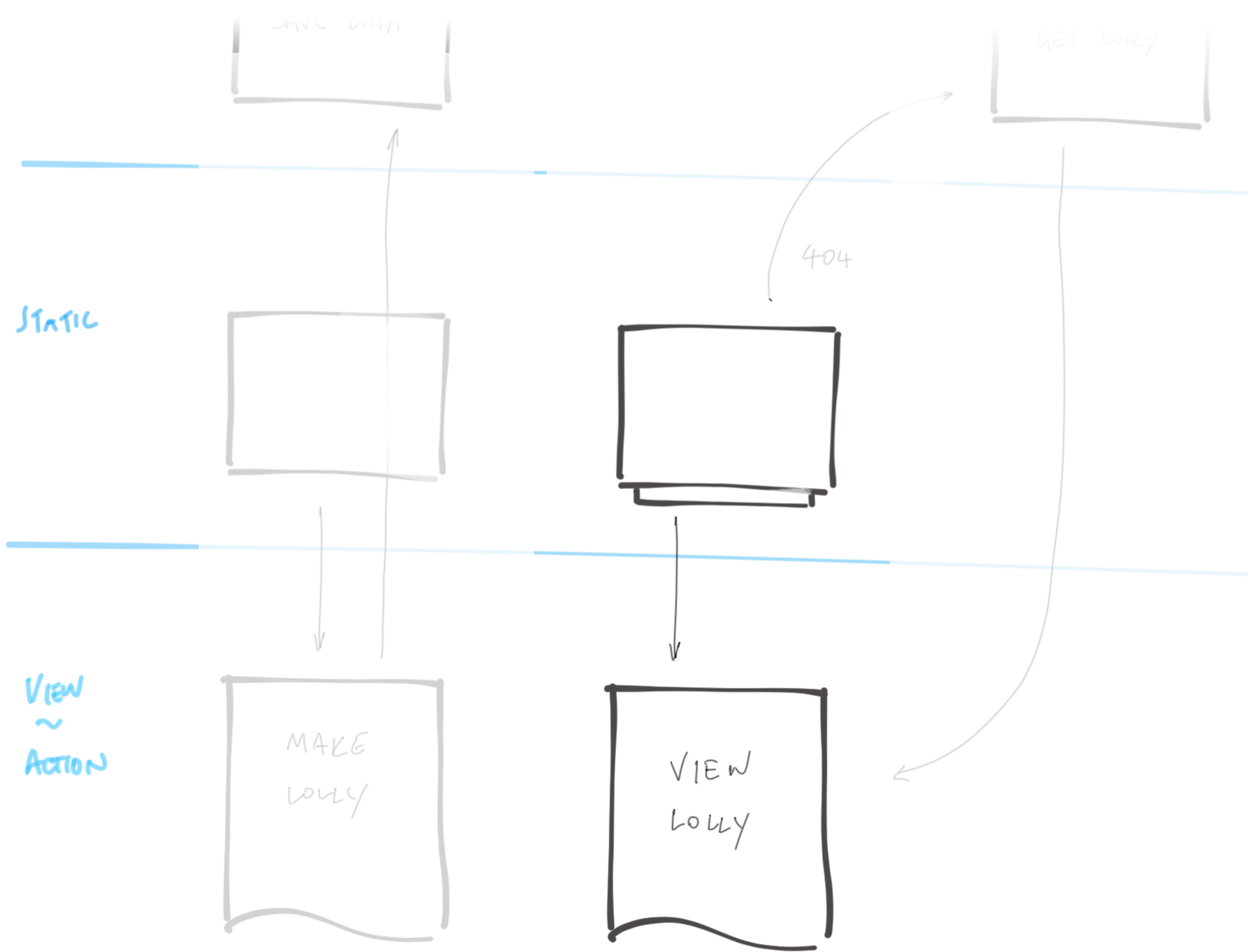
# DATA STORED IN A DATABASE

**FAUNADB**

# INSTANT ACCESS TO NEW CONTENT

**NETLIFY FUNCTIONS**







```
const faunadb = require('faunadb');
const q = faunadb.query;
const client = new faunadb.Client({
  secret: process.env.FAUNADB_SERVER_SECRET
});
```



AUTHENTICATE  
WITH THE DB

```
module.exports = () => {
  return new Promise((resolve, reject) => {
    client.query(
      q.Paginate(q.Match(q.Ref("indexes/all_lollies")))
    ).then((response) => {
      const lollies = response.data;
      const getAllDataQuery = lollies.map((ref) => {
        return q.Get(ref);
      });
      return client.query(getAllDataQuery).then((ret) => {
        resolve(ret);
      });
    }).catch((error) => {
      reject(error);
    });
  })
}
```



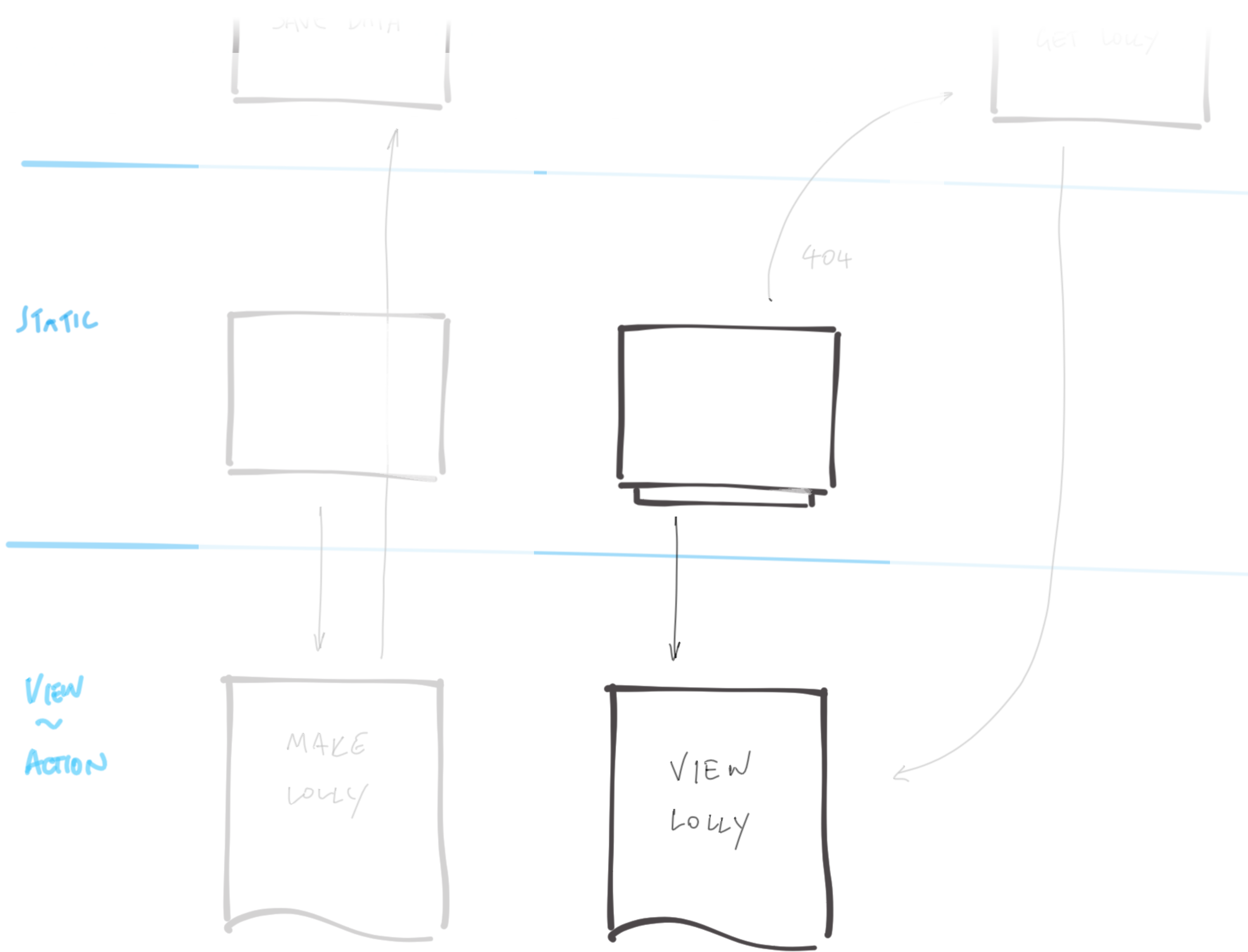
QUERY FOR ALL  
THE LOLLIES... AND  
THEIR DATA

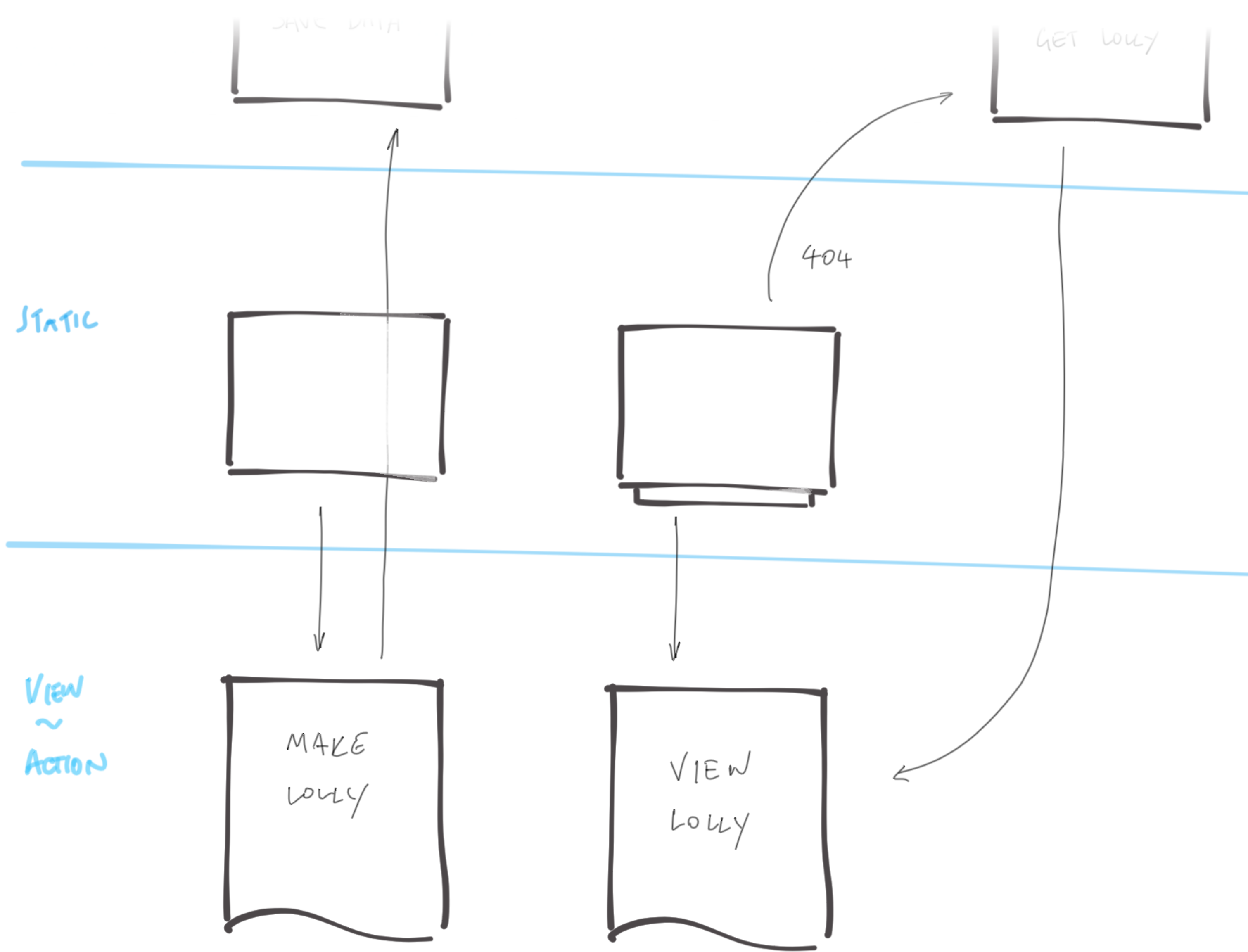


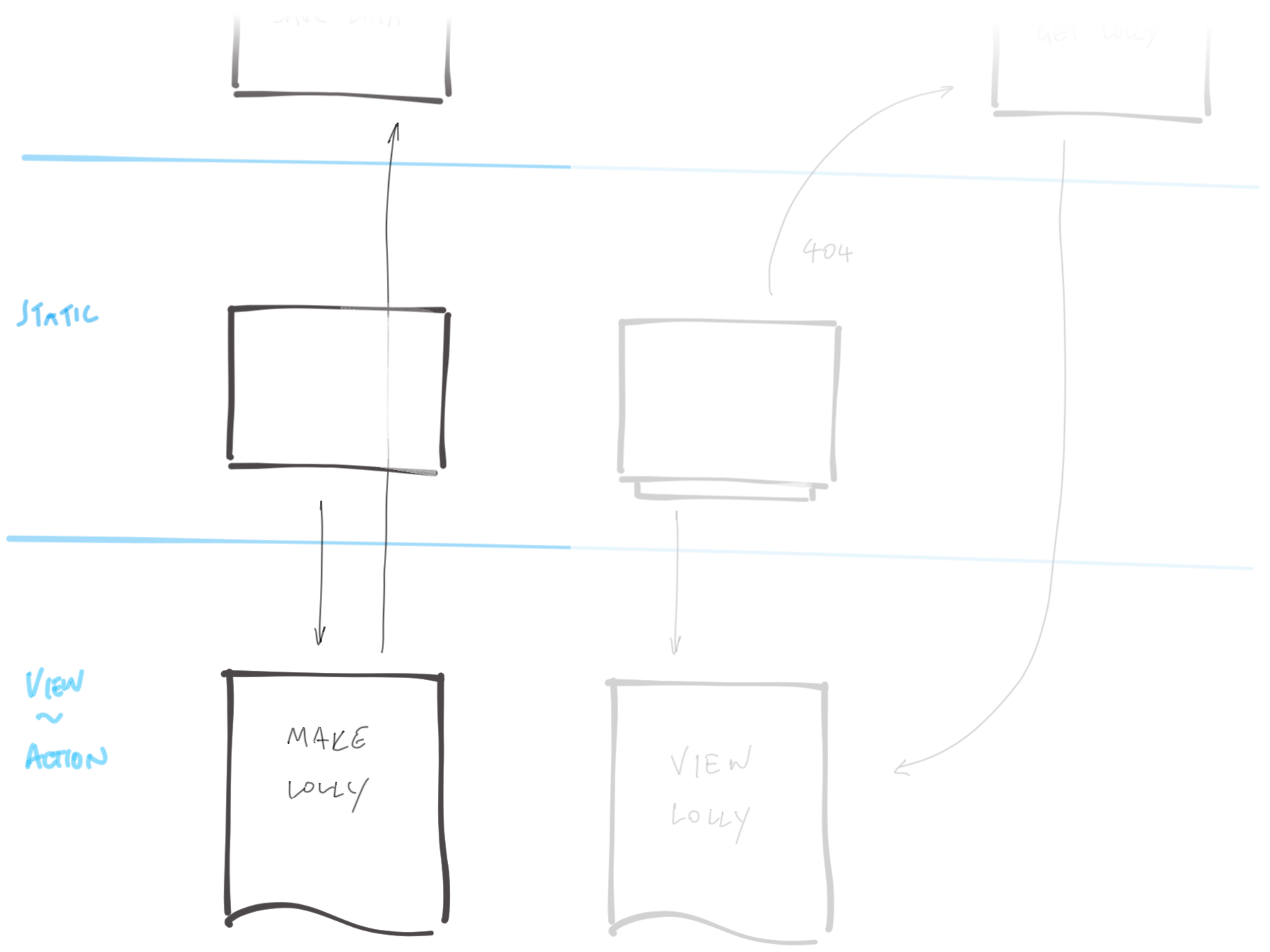
RESOLVE THE  
PROMISE OF LOLLIES



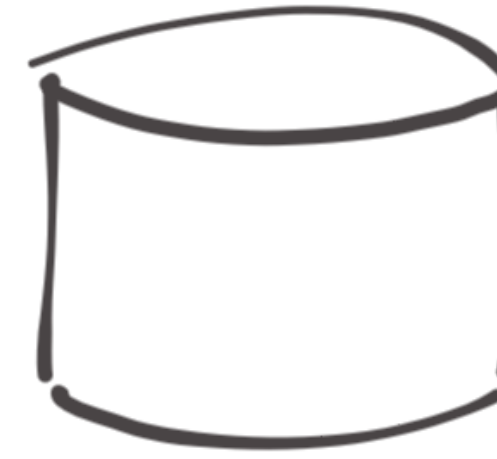
CATCH ANY ERRORS







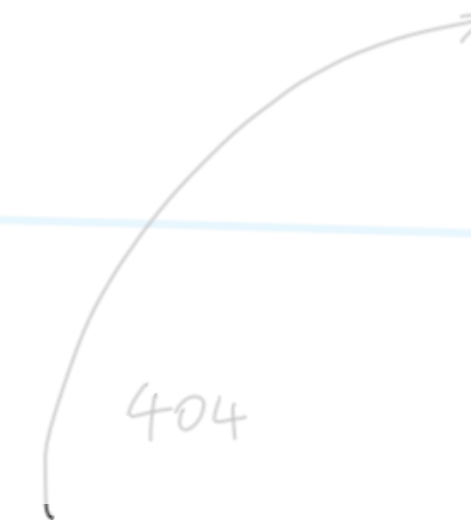


FAUNA



FUNCTIONS



STATIC



404


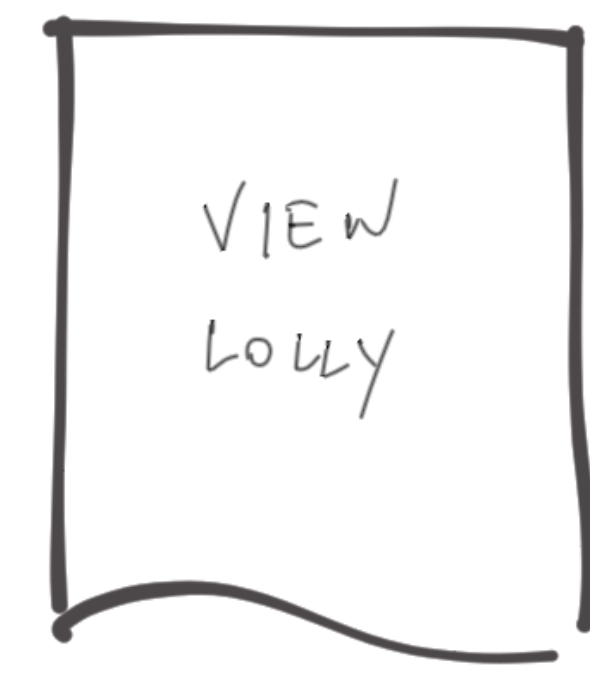



Static



VIEW  
~  
ACTION

404





# 404



# TRIGGERS AND AUTOMATION

Build & deploy | Settings

https://app.netlify.com/sites/vlolly/settings/deloys

General

**Build & deploy**

Continuous Deployment

Environment

Post processing

Deploy notifications

Domain management

Analytics

Functions

Identity

Forms

Large Media

Access control

Deploy preview

Branch deploys:

Deploy only the production branch

Learn more about deploy contexts in the docs

Edit settings

Build hooks

Build hooks give you a unique URL you can use to trigger a build.

New lolly in the freezer:

https://api.netlify.com/build\_hooks/5d46fa20da4a1b70047f2f04

Learn more about build hooks in the docs

Add build hook

Build image selection

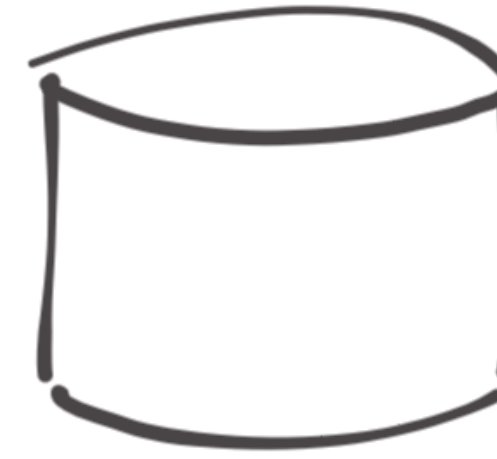
BETA

Select a different build image to change the operating system and supported software versions in the environment where our buildbot builds your site.

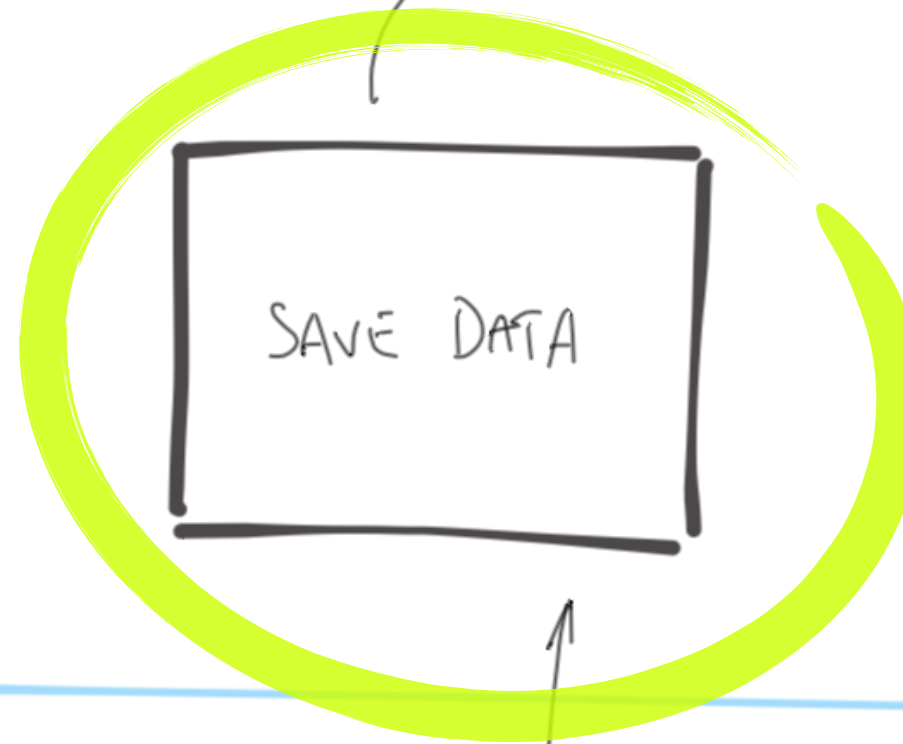
Build image:

Ubuntu Xenial 16.04 (default)

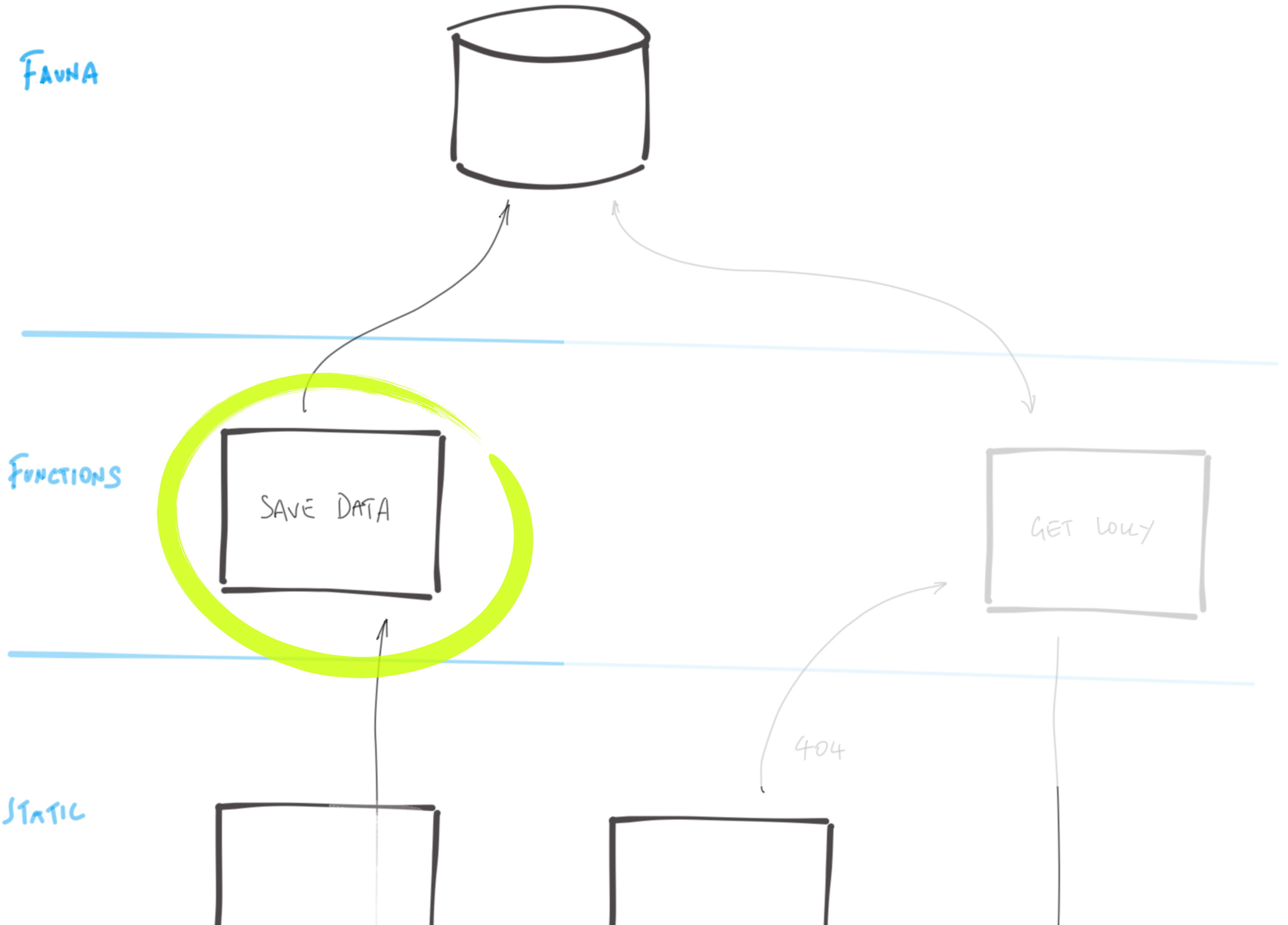
FAUNA



FUNCTIONS



STATIC





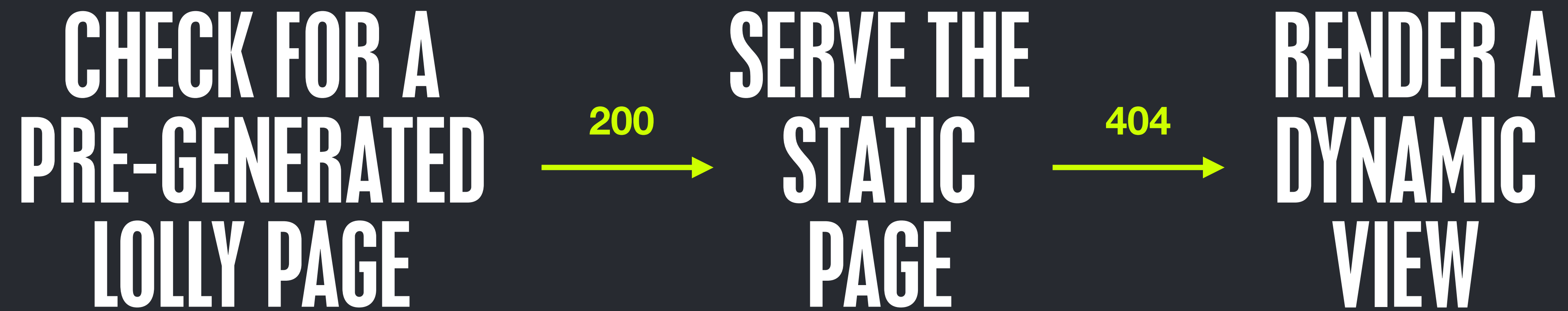
```
const faunadb = require('faunadb');
const shortid = require('shortid');
const querystring = require('querystring');
const axios = require('axios');
const q = faunadb.query
const client = new faunadb.Client({
  secret: process.env.FAUNADB_SERVER_SECRET
})
exports.handler = (event, context, callback) => {
  const data = querystring.parse(event.body);
  const uniquePath = shortid.generate();
  data.lollyPath = uniquePath;
  const lolly = {
    data: data
  };
  client.query(q.Create(q.Ref('classes/lollies'), lolly))
    .then((response) => {
      axios.post('https://api.netlify.com/build_hooks/5d46fa20da4a1b70047f2f04')
        .then(function (response) {
          console.log(response);
        })
        .catch(function (error) {
          console.log(error);
        });
      return callback(null, {
        body: JSON.stringify(response),
        statusCode: 302,
        headers: {
          Location: `/lolly/${uniquePath}`,
        }
      });
    }).catch((error) => {
      return callback(null, {
        statusCode: 400,
        body: JSON.stringify(error)
      });
    });
}
```

←  
AUTHENTICATE  
WITH THE DB

←  
POST THE DATA

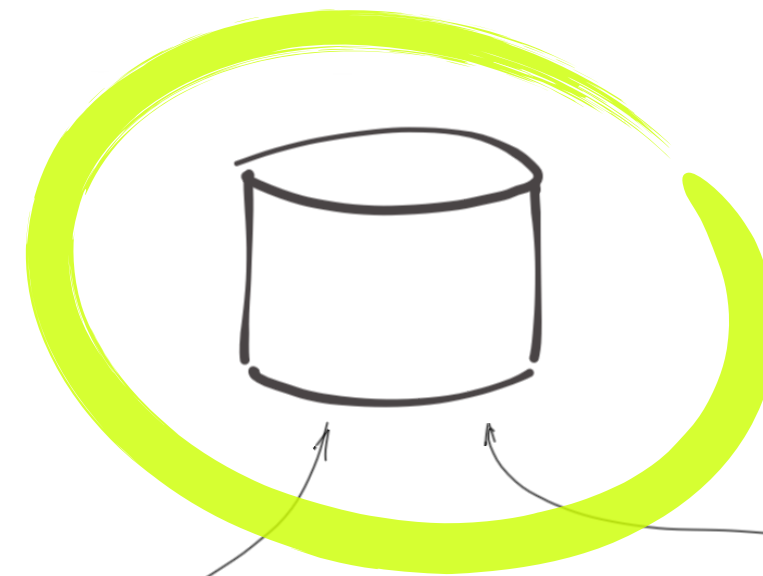
←  
REBUILD

←  
SEND THE USER  
TO CHECK THE  
FREEZER  
FOR A LOLLY





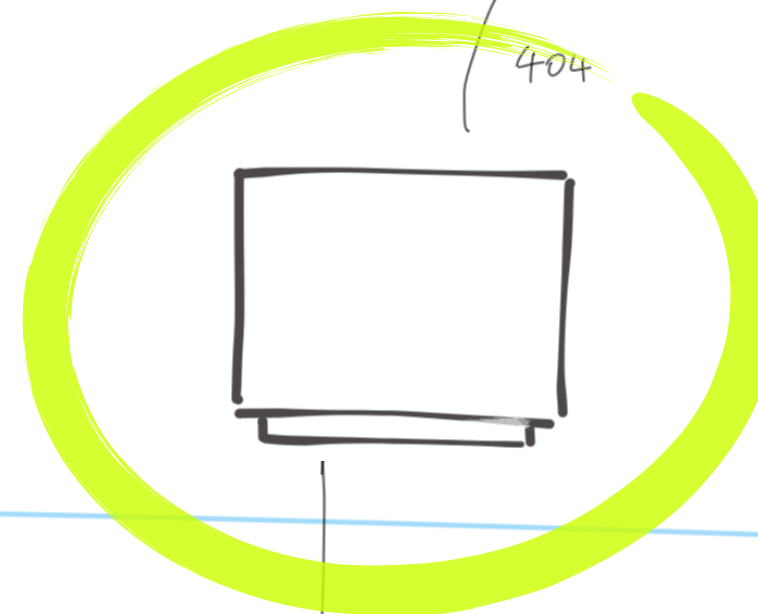
FAUNA



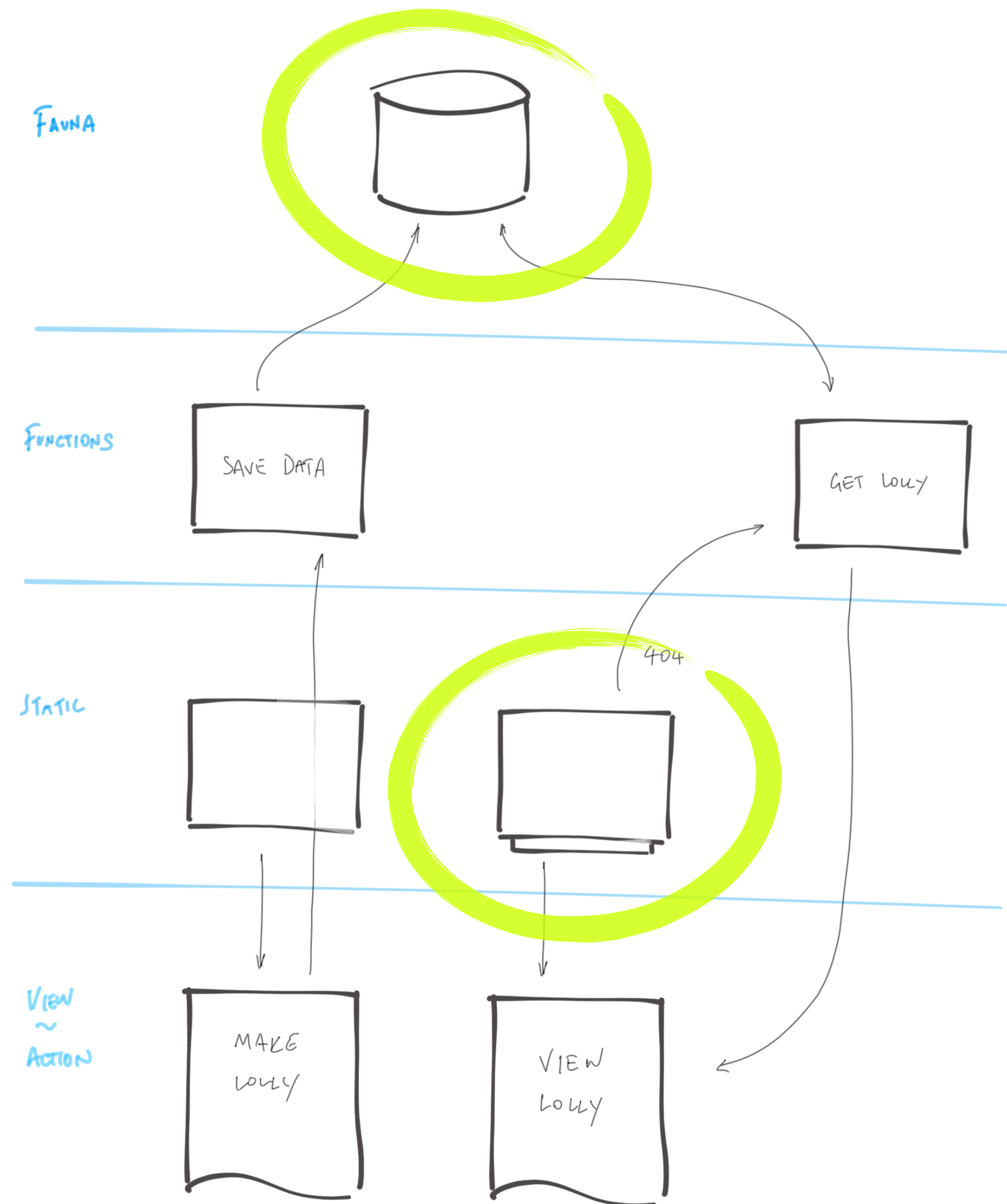
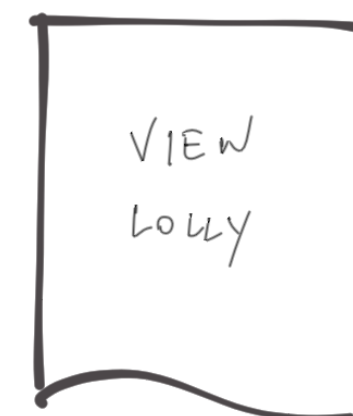
FUNCTIONS



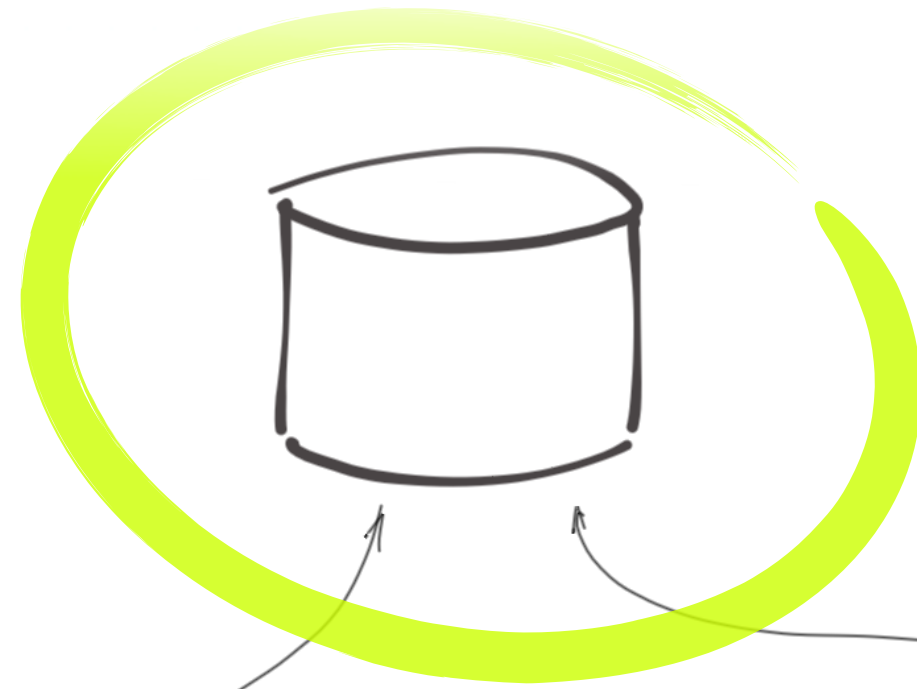
Static



View  
~  
Action



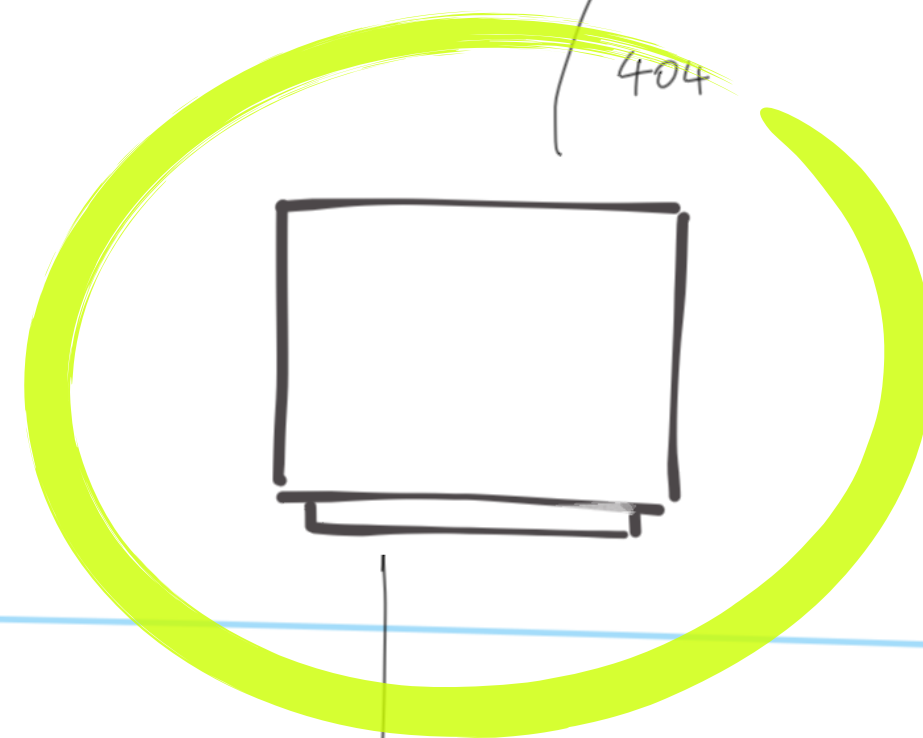
FAUNA



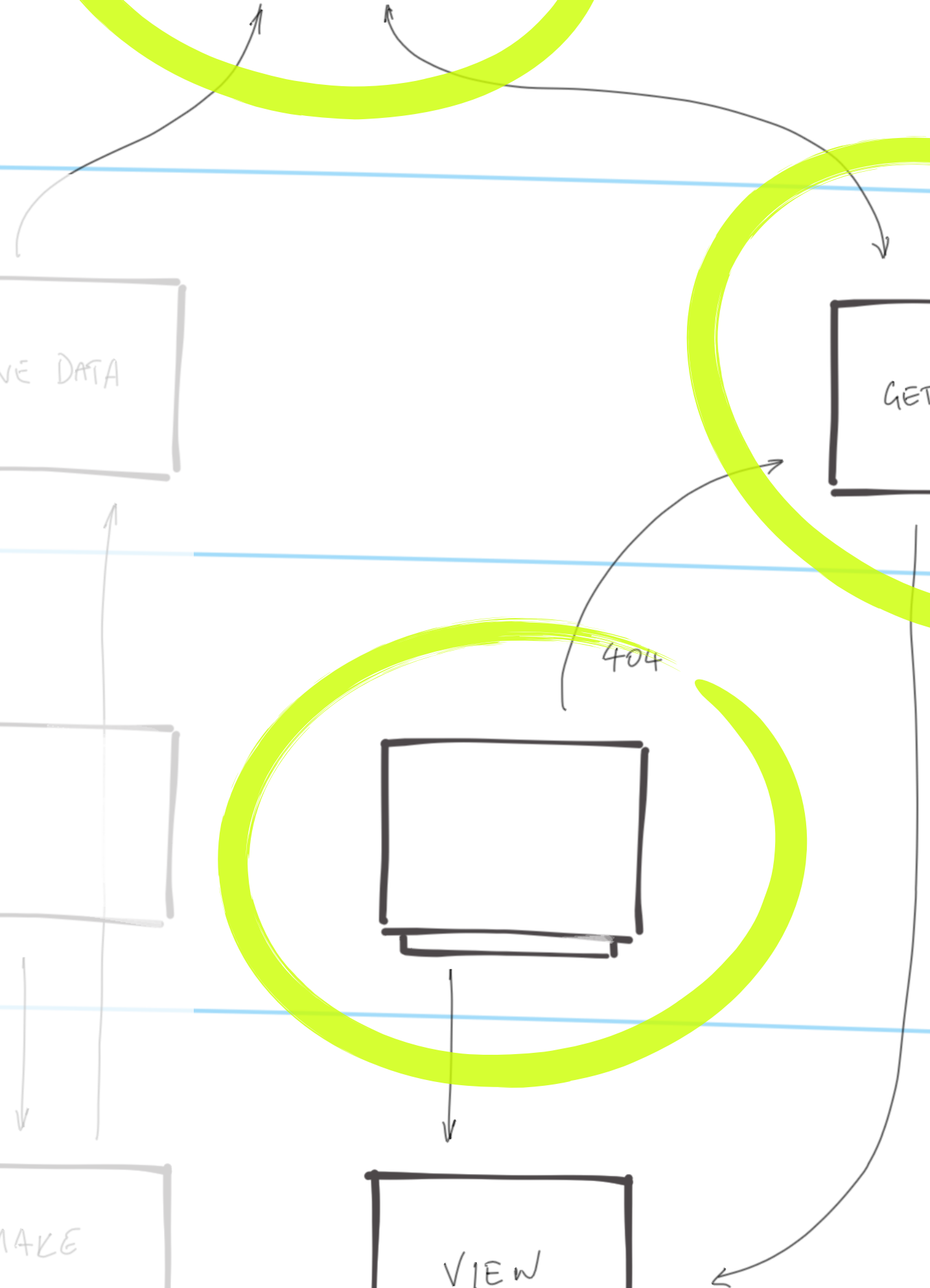
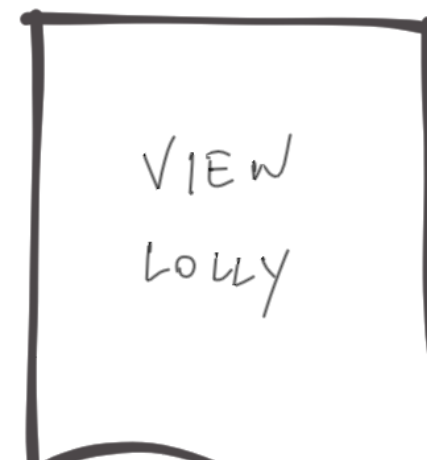
FUNCTIONS



Static



VIEW  
~  
ACTION



```
const faunadb = require('faunadb');
const pageTemplate = require('./lollyTemplate.js');

const q = faunadb.query;
const client = new faunadb.Client({
  secret: process.env.FAUNADB_SERVER_SECRET
});

exports.handler = (event, context, callback) => {
  const path = event.queryStringParameters.id.replace("/", "");
  client.query(
    q.Get(q.Match(q.Index("lolly_by_path"), path))
  ).then((response) => {
    return callback(null, {
      statusCode: 200,
      body: pageTemplate(response.data)
    });
  }).catch((error) => {
    return callback(null, {
      body: JSON.stringify(error),
      statusCode: 301,
      headers: {
        Location: `/melted/index.html`,
      }
    });
  });
};
```

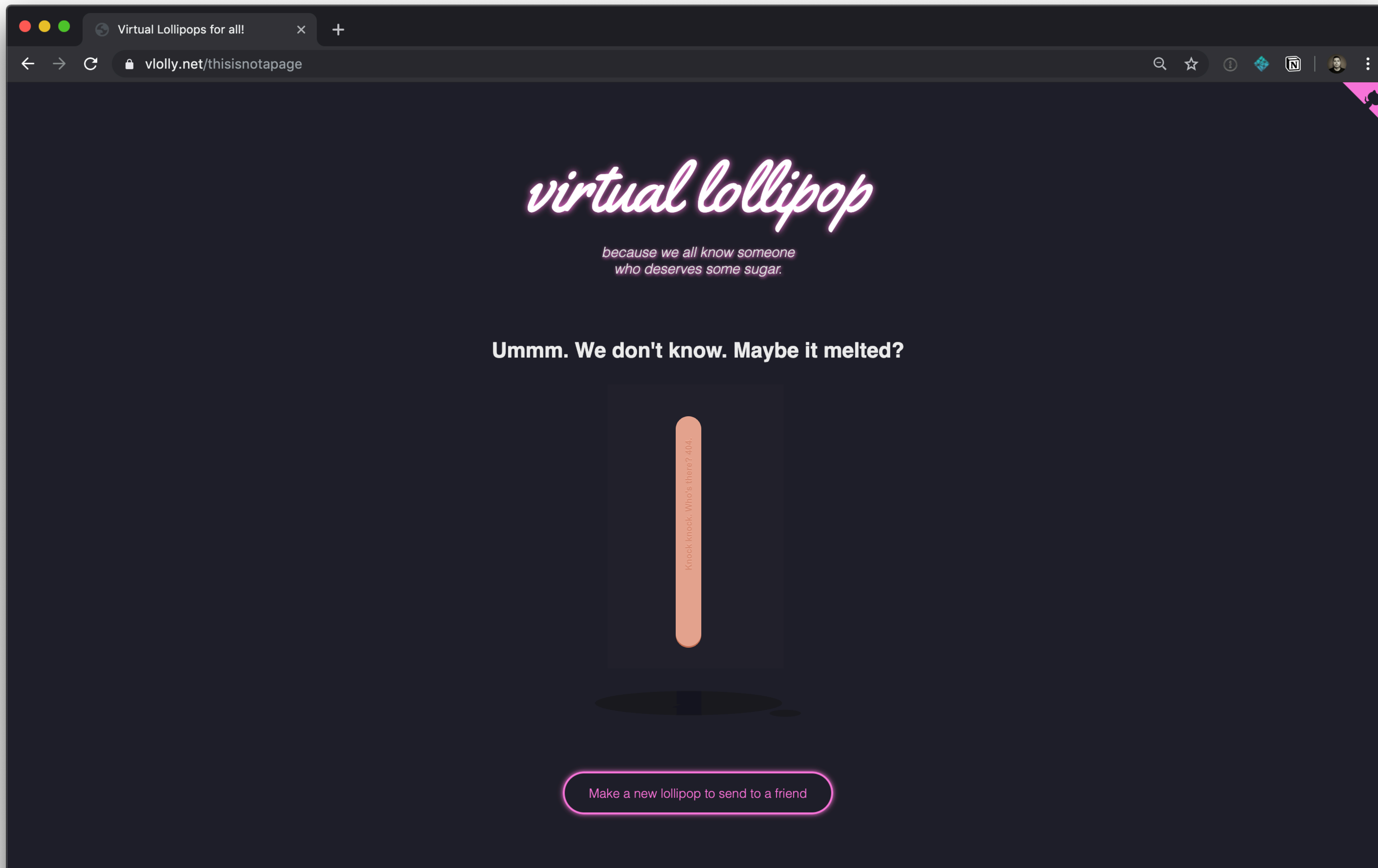
GET PAGE AS A  
JAVASCRIPT  
TEMPLATE LITERAL

AUTHENTICATE  
WITH THE DB

GET THE  
LOLLY DATA

SERVE LOLLY VIEW

NO LOLLY. BREAK  
THE BAD NEWS



Knock knock. Who's there? 404.



Sites | Netlify demo team


app.netlify.com/teams/netlify-demo-team/sites

Netlify demo team

SitesBuildsDomainsMembersAudit logTeam settings

Search site

New site from Git




vlolly.net

Deploys from [GitHub](#)

Owned by Netlify demo team

Last published at 10:50 AM (24 minutes ago)

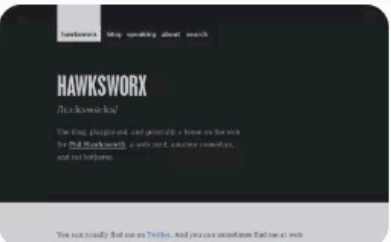


jamstack-comments

Deploys from [GitHub](#)

Owned by Netlify demo team

Last published at 10:38 AM (36 minutes ago)

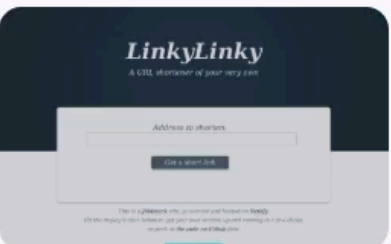


www.hawksworx.com

Deploys from [GitHub](#)

Owned by Netlify demo team

Last published at 10:36 AM (38 minutes ago)




linkylinky

Deploys from [GitHub](#)

Owned by Netlify demo team

Last published at 9:27 AM (2 hours ago)



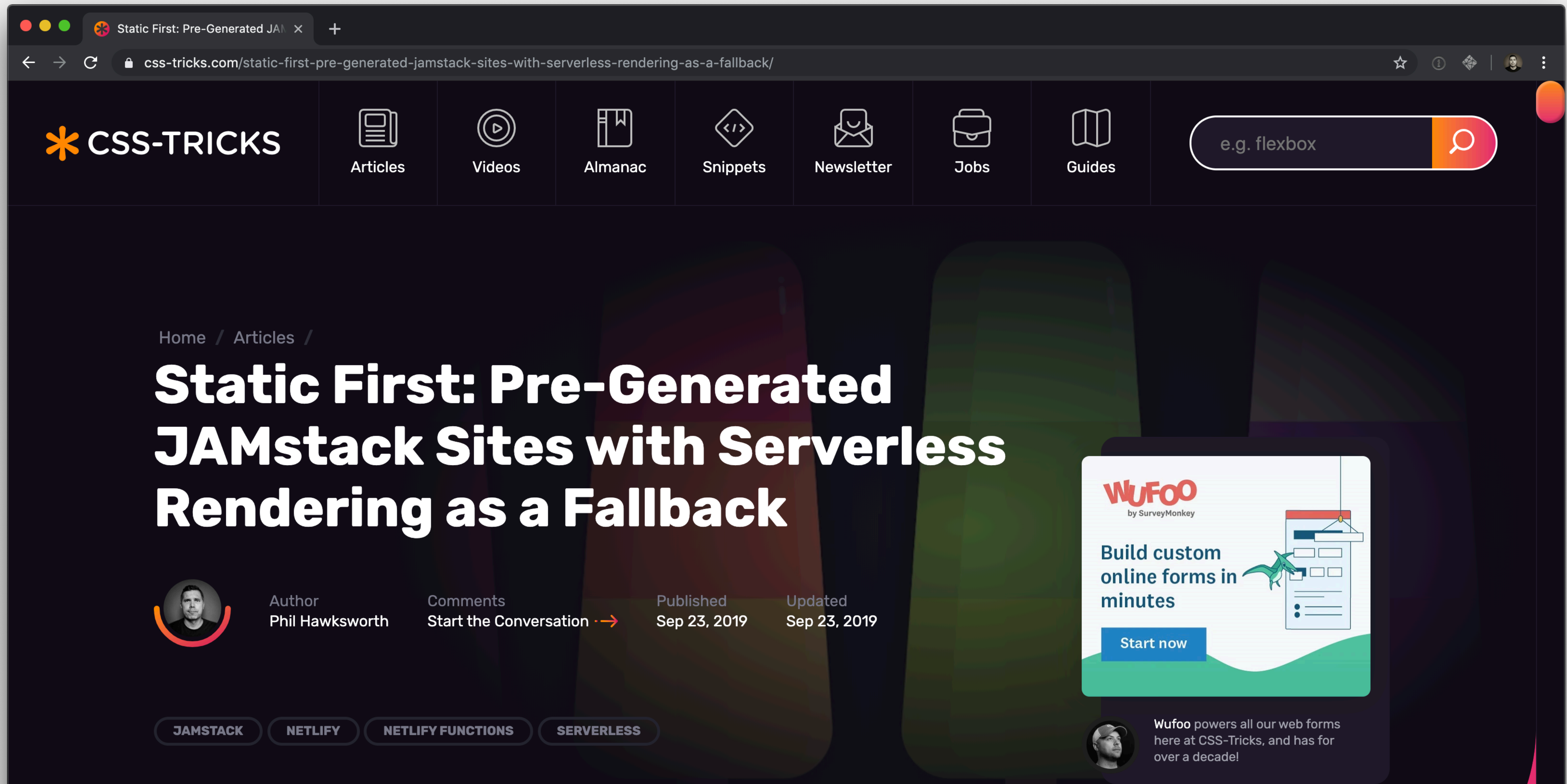
relaxed-ride-f05b6d

Owned by Netlify demo team



# FINDTHAT.AT/LOLLYTRICKS

<https://css-tricks.com/static-first-pre-generated-jamstack-sites-with-serverless-rendering-as-a-fallback/>



The screenshot shows a web browser window displaying the CSS-Tricks website. The browser's address bar shows the URL `css-tricks.com/static-first-pre-generated-jamstack-sites-with-serverless-rendering-as-a-fallback/`. The website's navigation bar includes the CSS-Tricks logo, a search bar with the placeholder text "e.g. flexbox", and a menu with links to Articles, Videos, Almanac, Snippets, Newsletter, Jobs, and Guides. The main content area features the article title "Static First: Pre-Generated JAMstack Sites with Serverless Rendering as a Fallback" in large white text. Below the title, the author's name "Phil Hawksworth" is displayed, along with a "Comments" section showing "Start the Conversation" and a "Published" date of "Sep 23, 2019". A "Wufoo" advertisement is visible on the right side of the page, featuring the text "Build custom online forms in minutes" and a "Start now" button. At the bottom of the page, there are several tags: "JAMSTACK", "NETLIFY", "NETLIFY FUNCTIONS", and "SERVERLESS".

Static First: Pre-Generated JAMstack Sites with Serverless Rendering as a Fallback

Author: Phil Hawksworth

Comments: Start the Conversation →

Published: Sep 23, 2019

Updated: Sep 23, 2019

Wufoo by SurveyMonkey

Build custom online forms in minutes

Start now

JAMSTACK NETLIFY NETLIFY FUNCTIONS SERVERLESS

Wufoo powers all our web forms here at CSS-Tricks, and has for over a decade!

WHY SAY **JAMSTACK**,  
AND NOT **STATIC**?

# TOOLS *Et* ECOSYSTEM

# PRE-RENDERING

# SERVERLESS RENDERING

# A SHIFT

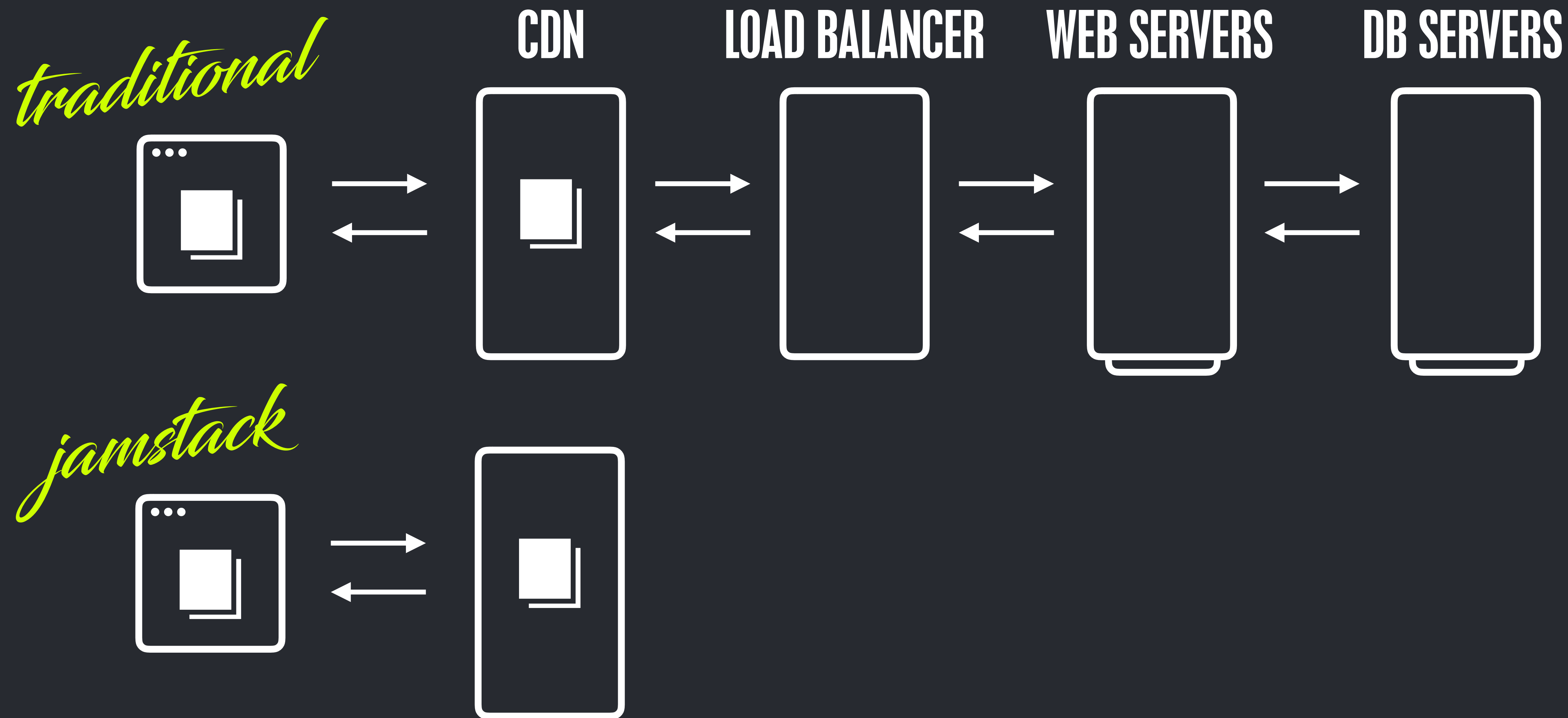
*from*

**SEEKING TO OPTIMIZE BY  
ADDING STATIC LAYERS**



*to*

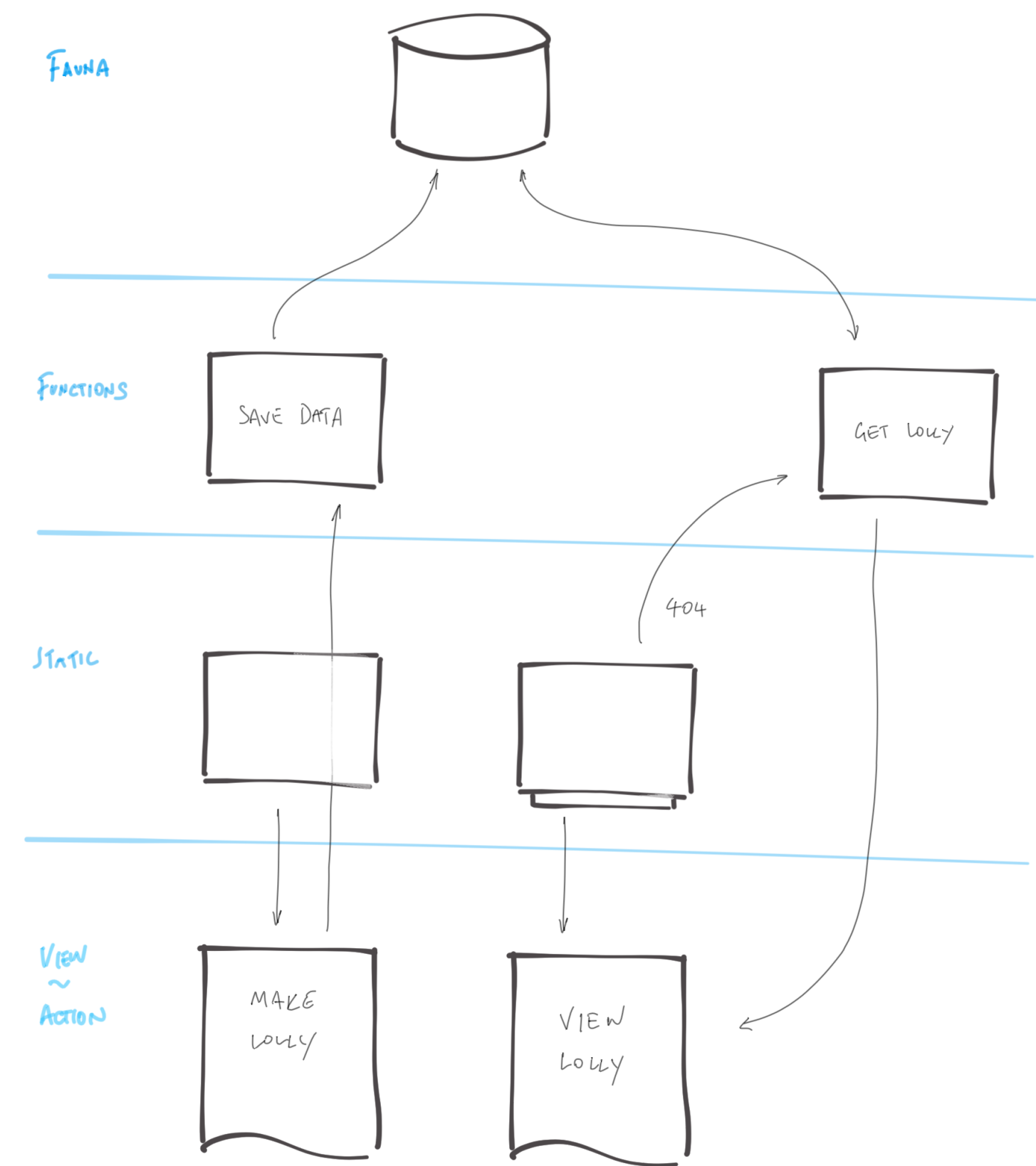
**STATIC FIRST**  
**ENHANCING IF REQUIRED**



**SIMPLIFYING  
IS NOT DUMBING DOWN**

**SIMPLIFYING  
IS NOT DUMBING DOWN  
IT LETS US FOCUS  
ON WHAT REALLY IS  
IMPORTANT**

# EASIER TO REASON ABOUT









# STATIC SITE GENERATORS

[staticgen.com](https://staticgen.com)

# NETLIFY

[www.netlify.com](https://www.netlify.com)

# VARIOUS RELATED RESOURCES FROM CHRIS COYIER

<https://serverless.css-tricks.com/>

# CITRIX PRESENTATION FROM JAMSTACKCONF NYC

[youtube.com/watch?v=kvS5h5domf0](https://youtube.com/watch?v=kvS5h5domf0)

# JAMSTACK CONFERENCE

jamstackconf.com

# HEADLESS / DECOUPLED CMS

headlesscms.org

# ABOUT THE JAMSTACK / COMMUNITY

jamstack.org

# BUILDING A URL SHORTENER WITH NETLIFY REDIRECTS

findthat.at

## SO I GUESS WE'RE FULL STACK NOW?

<https://www.youtube.com/watch?v=IF0fQsi5ye0>

## MODERN WEB DEVELOPMENT ON THE JAMSTACK

[netlify.com/oreilly-jamstack/](https://netlify.com/oreilly-jamstack/)

## JAMSTACK WHITEPAPER

[findthat.at/jamstack-whitepaper](https://findthat.at/jamstack-whitepaper)

## JAMSTACK COMMENTS EXAMPLE

[jamstack-comments.netlify.com](https://jamstack-comments.netlify.com)

FINDTHAT.AT / SERVERED

THANKS

@PHILHAWKSWORTH