

#CG19



Imposters in the Cloud

#CG19



Owain Williams

@scottishcoder




#CG19

- **Umbraco Developer - LEWIS**
- **Umbraco MVP**
- **Certified Umbraco Master**
- **Custodian of H5YR.com**



UMBRACO MVP



#CG19



Chriztian Steinmeier

@greystate



- **Frontend Developer - Vokseværk**

- **Umbraco MVP**



UMBRACO MVP

- **Custodian of 24 Days In Umbraco**

#CG19



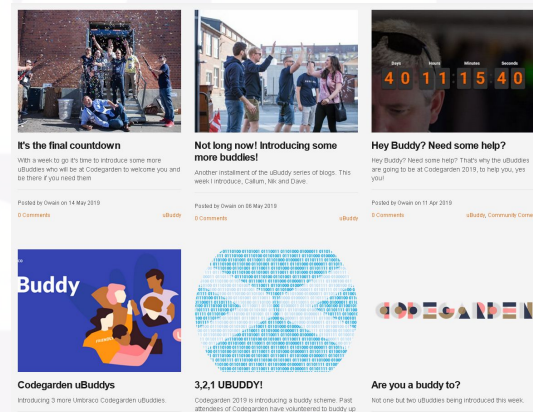
Imposter Syndrome

What is it?

Impostor syndrome (also known as **impostor phenomenon**, **impostorism**, **fraud syndrome** or the **impostor experience**) is a psychological pattern in which an individual doubts his or her accomplishments and has a persistent internalised fear of being exposed as a "fraud"


Examples

- Started a blog to share my code.
 - Only posted 1 code example the rest have been Umbraco community posts.



Examples

- I want to submit more Pull Requests to Umbraco CMS, but don't.



Examples

- I don't talk 'code' to other developers
- I don't do 'technical' talks.....
until today!



Imposter Syndrome

— *not just for developers!*

Where to start?

- Don't panic!
- Ask questions
 - Our
 - Slack
 - Twitter
- Remember, you might be a trailblazer!

#CG19



Umbraco Cloud

#CG19

Why Umbraco Cloud?

- Easier upgrades
- Content/code flow
- “Release Confidence” (™)

#CG19



Umbraco Cloud Setup

Using Visual Studio and a PC

It's simples....

Only if you know how!

1. Setup your cloud environments
2. Download & run UaaS.cmd
3. Project now setup
4. Code your site
5. Deploy your site



Top Tips

- **Check the prerequisites before you start**
 - Visual Studio 2017 v15.9.6 or later
 - Git and/or Git Credential Manager for Windows
- **Get your head around your Git Repos**
 - Hint, you'll be using 2!
- **Use the recommended method by Umbraco HQ**
 - UaaS.cmd

Setup your cloud environments

- Live
- Development & Live
- Development, Staging & Live


Each additional environment is €20 per month (starter plan)

- Add team members so they can restore doctypes and database information

Each additional team member added costs €5 per month (starter plan)

#CG19

Setting up Visual Studio Project

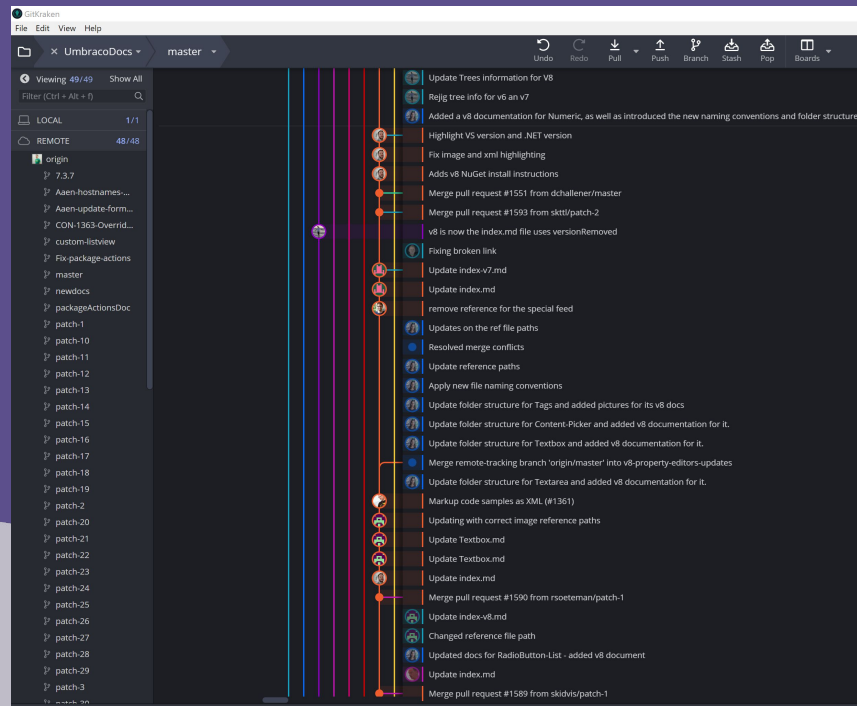


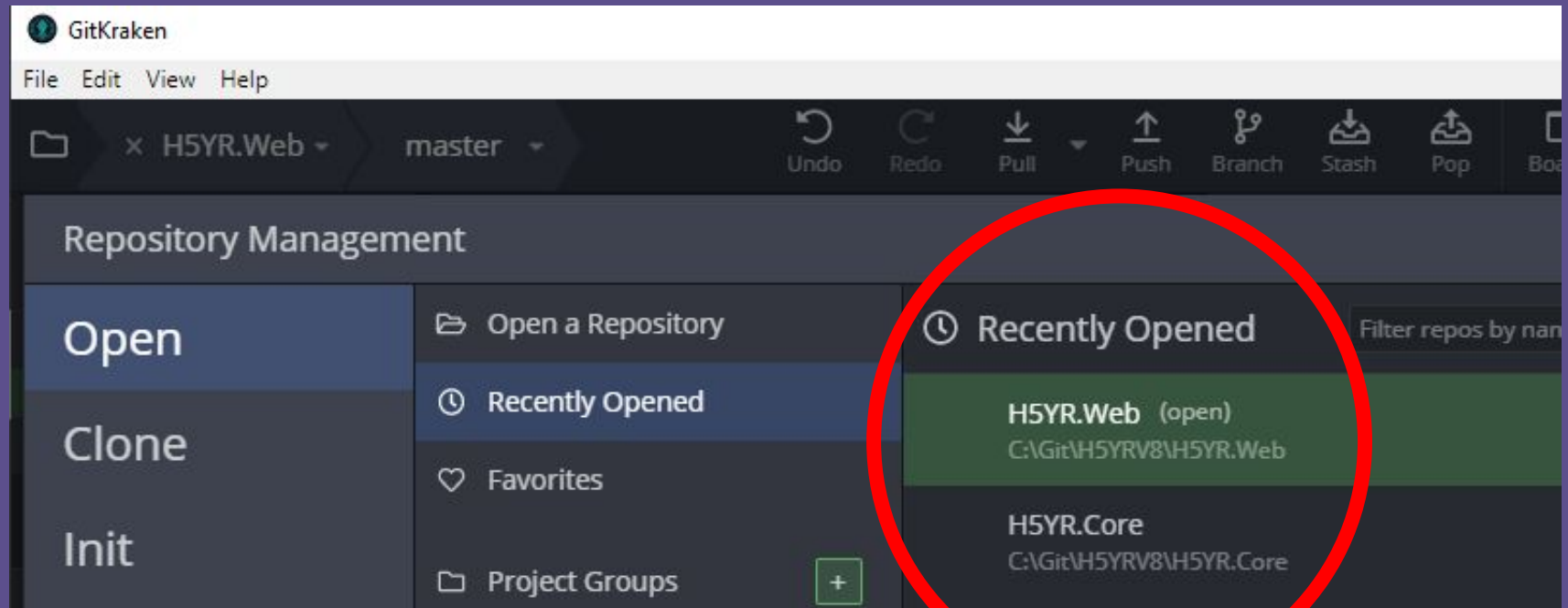
Setting up Git Repos

Setup, Delete, Setup, Delete,
Setup, Delete, Setup

It works! Oh wait, no it doesn't!

Setup, Delete.....It works!



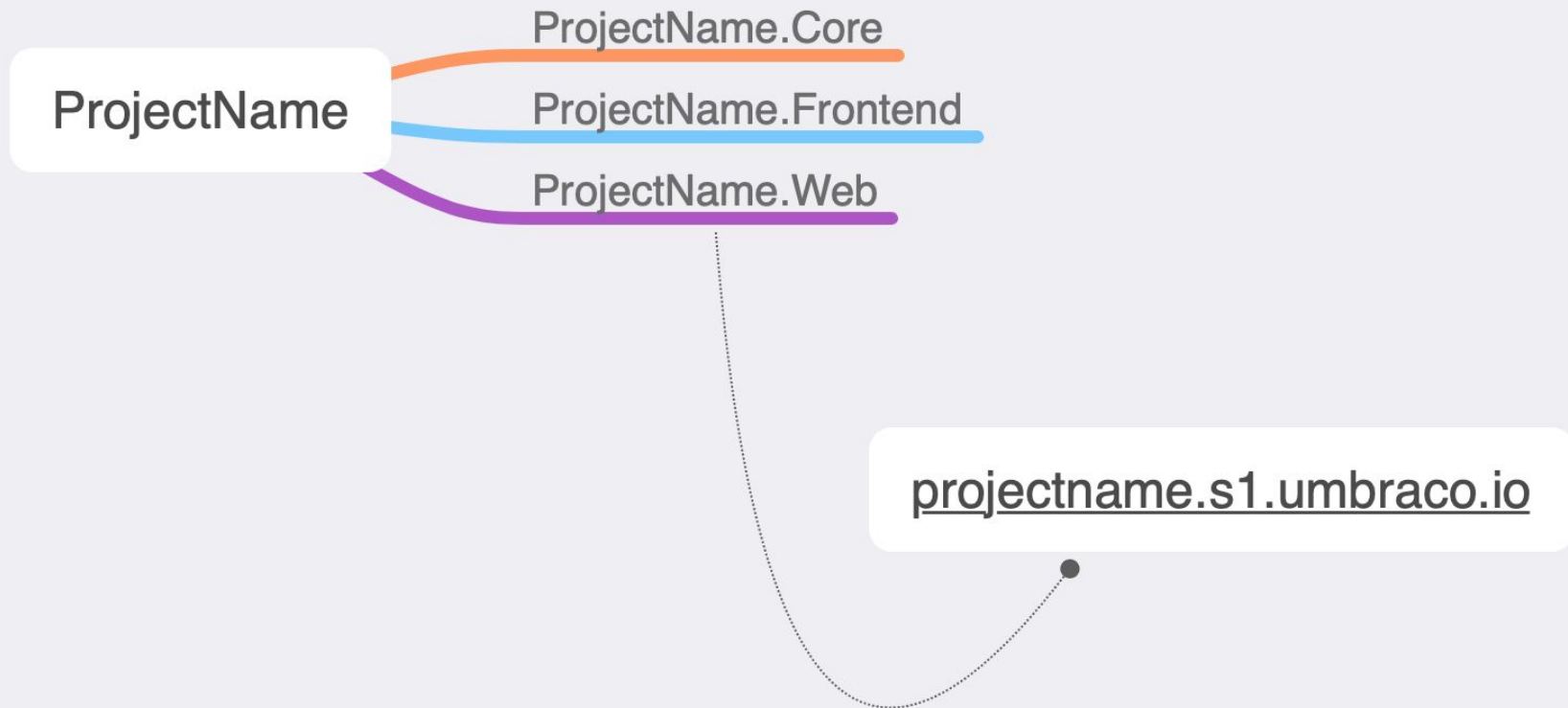


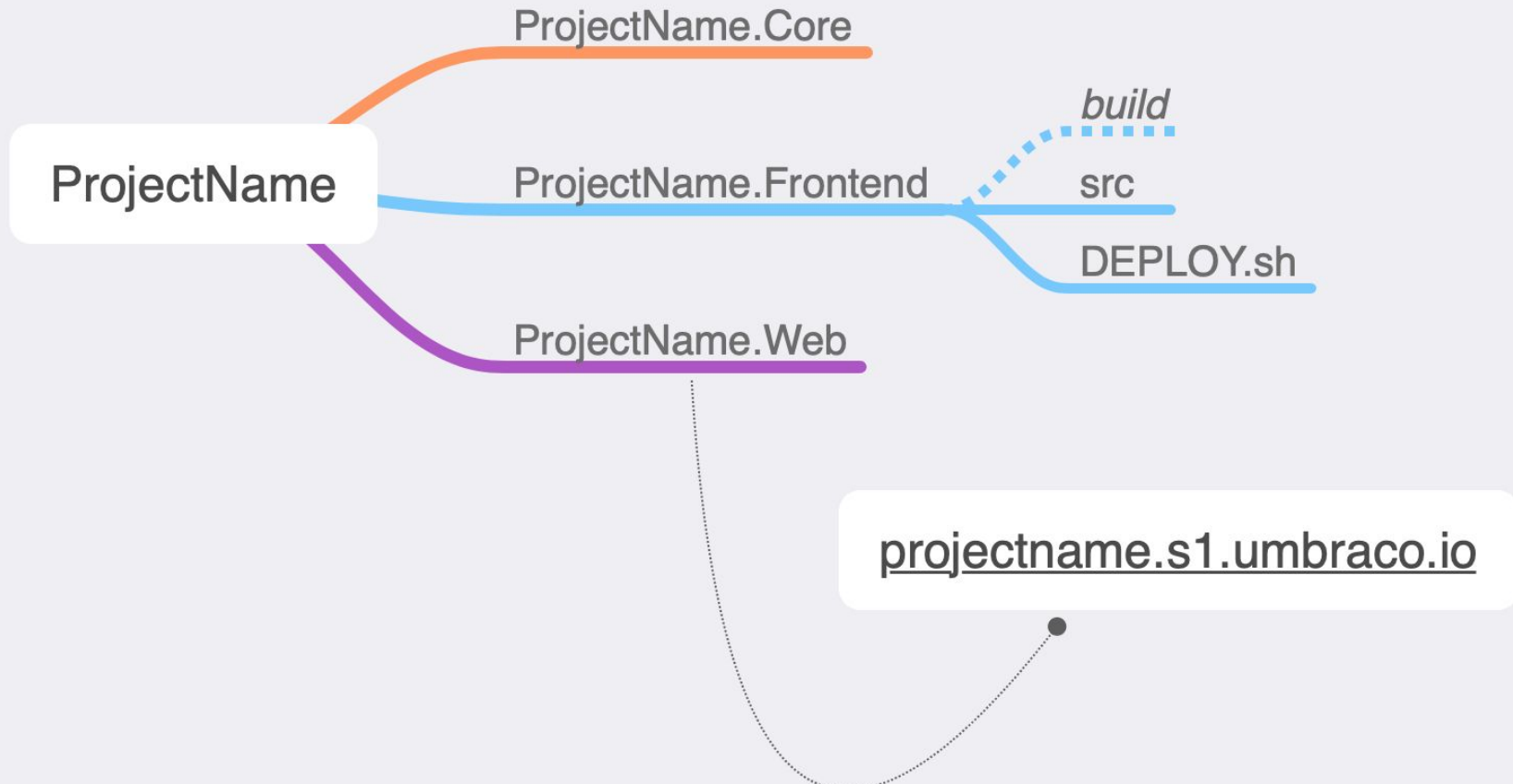
#CG19



Umbraco Cloud Setup

Using a Mac





UaaS CLI

Connects to the Cloud project and borrows its rendering engine

Watches CSS, JS & Views for changes

Stuff to look out for

- Schema mismatch
- User account error
- Deploy issues

Check out the Umbraco Cloud documentation

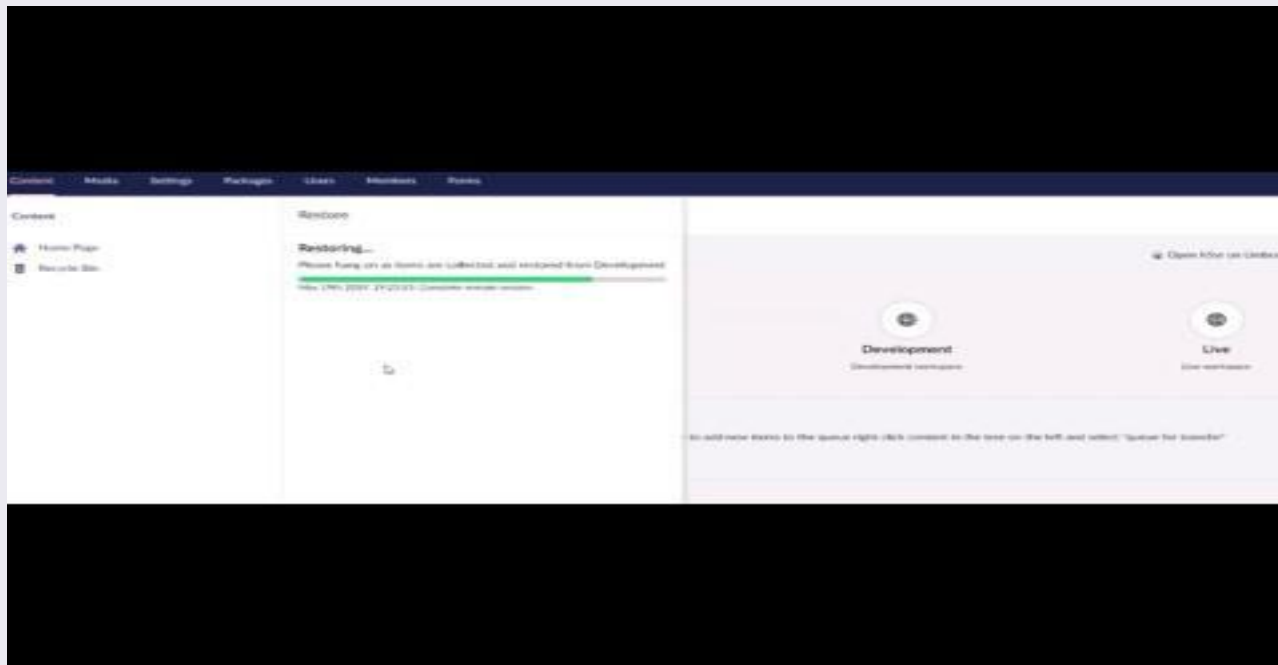
Just remember

If you are working locally....

- Git - Pull / Push
 - Make sure you have the latest changes from your cloud account
- Back Office
 - Restore

Back Office

Restore



Hurdles with Umbraco Cloud


- Not designed as an open source environment
 - Would be nice to have Pull Request functionality
- Each developer needs added to the project
 - This allows them to get latest content
- API keys need to be shared with everyone
 - Maybe a Umbraco Cloud setting?

Limitations on Umbraco Cloud

- IDN domains
 - Not possible with Umbraco Latch
- There's an upper limit on hostnames
 - 15 through the UI - Support can add more



Thank you the SWAT team!



Codegarden'19 | The Official Umbraco Developer Conference