

Realistic responsive design

by Inayaili de León Persson

Front-Trends, Warsaw, Poland, 2015

Realistic responsive design

by Inayaili de León Persson

Front-Trends, Warsaw, Poland, 2015

Type to search

Perfectly distilled.

Ubuntu takes on the phone.

Explore



Like 28k



Tweet 26.4K



[What is Ubuntu?](#)

[Make the most of Ubuntu](#)

[Your wish is our command](#)

1 It's not about you

2 Make a plan

Slowly, slowly

List your constraints

One thing at a time

Go shopping!

DEC 2012

FEB 2013

APR

JUN

AUG

OCT

DEC

FEB 2014

APR

JUN



Grid to percentages



Style guide



Responsive grid prototype



Canonical.com project



Design and font end sprint



Web team scoping



Ubuntu Insights project



Responsive navigation



Responsive release



Blogging

Slowly, slowly

List your constraints

- ✓ Same content
- ✓ Same information architecture
- ✓ Same visual direction
- ✓ Existing large screen design

One thing at a time

To do:

1. Create style guide
2. Clean up CSS
3. Convert grid to percentages
4. Create responsive grid prototype
5. Page-by-page estimate
6. Update image assets
7. Prototype responsive navigation
8. Update style guide document

Resolution

incorporate new amp grid

update font-sizes

update sv & fallback

U CMH

Content ↓

Grid: Portals

Footer: Cloud

14 of updates

Block of Top Underline

Things to Consider ↓

Folded Paper backer

Expanded Link icon

Row spacing

SVG icons + pictos

Global new Alignment

Vertical Tabs

Blocky style

Navigation in Mobile

Logo lists

Image naming & conventions

Tables

Breakpoints

Colouring

Add Expansion to WSG

Responsive table in Desktop view

Process ↓

Mocking

1st Content update + structure update

No new content/pages

Design that updates every 15 mins

Make sure outcomes from meetings are recorded

Clear Design Brief

Content flow wireframes

Who signs off what? And when?

Ownership

Be clear about updates

Pick 2 sections that is non-urgent

Call paper in version

New laptop? New tablet?

✓

SVG icons

Mocking

Grid work's separately

Use Content update not expansion

Use new icons

Good feedback not needed

Response work's not

Animation

Goals to track new work

Done

Why did we start this?

Order of work

✗

Design

Content

Page

Layout

Visual

Copy

Image

Table

Form

Mobile

Tablet

DOVE

Design

Content

Page

Layout

Visual

Copy

Image

Table

Document 1

Document 2

Document 3

Document 4

Document 5

Document 6

Document 7

Document 8

Document 9

Document 10

Document 11

Document 12



Go shopping!



17%

APPLE
IPAD

13%

APPLE
IPHONE

3%

GOOGLE
NEXUS 7

3%

LG
NEXUS 5

2%

GOOGLE
NEXUS 4

2%

SAMSUNG
GALAXY S3

1%

SAMSUNG
GALAXY S4

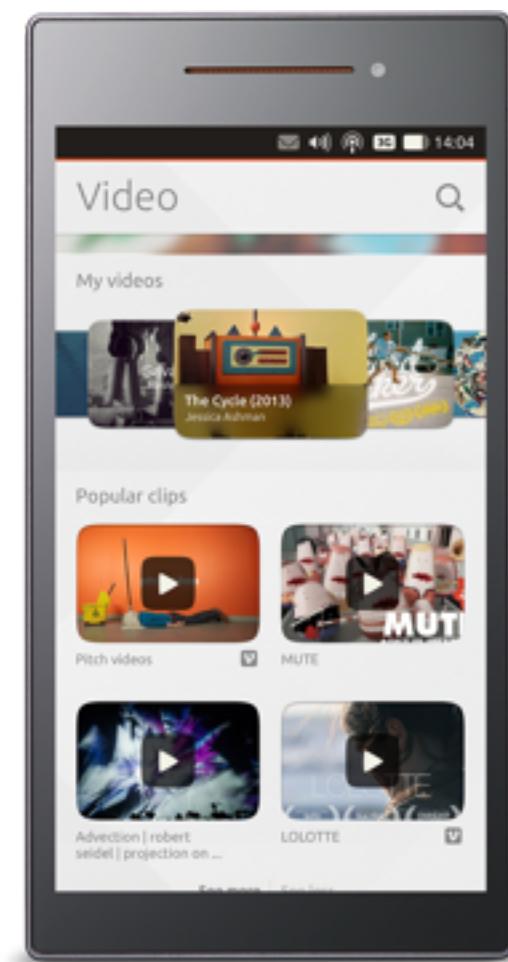
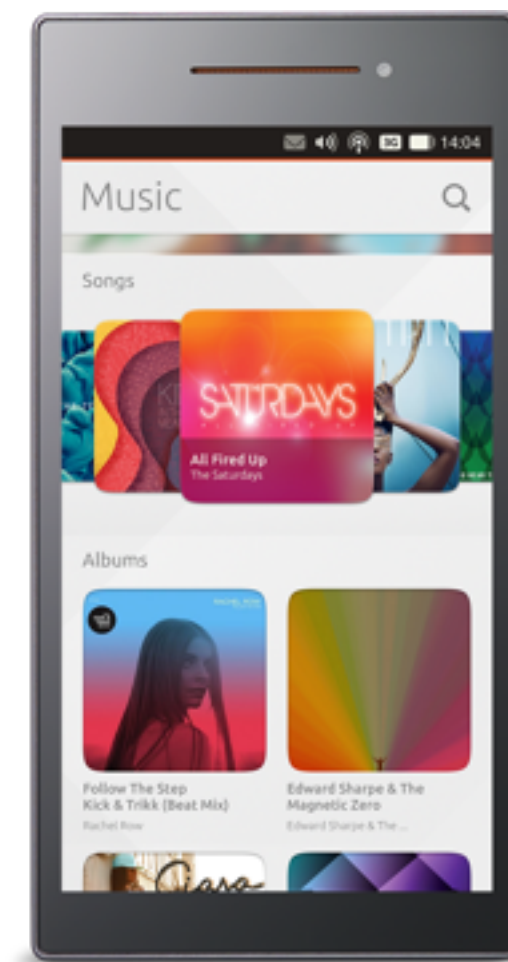
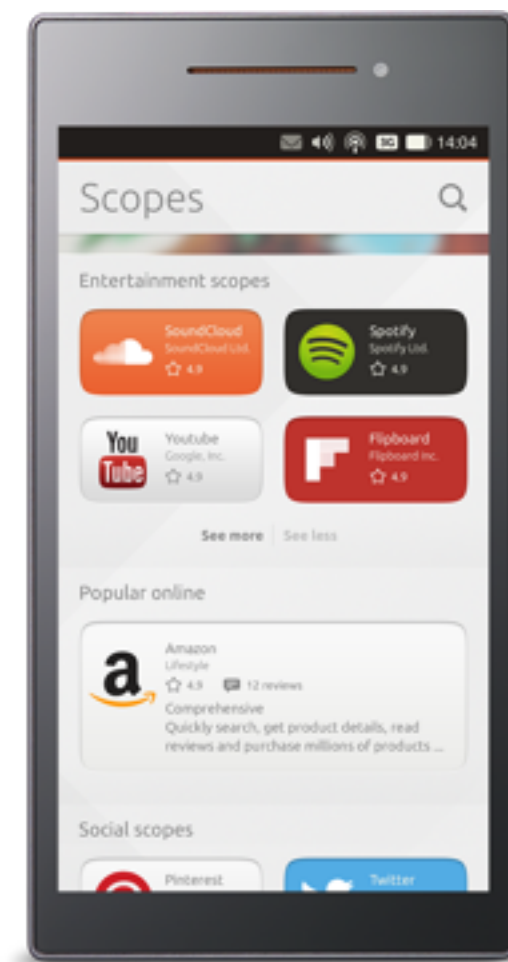

...

3 Evolve



Reuse


ubuntu 




A B C

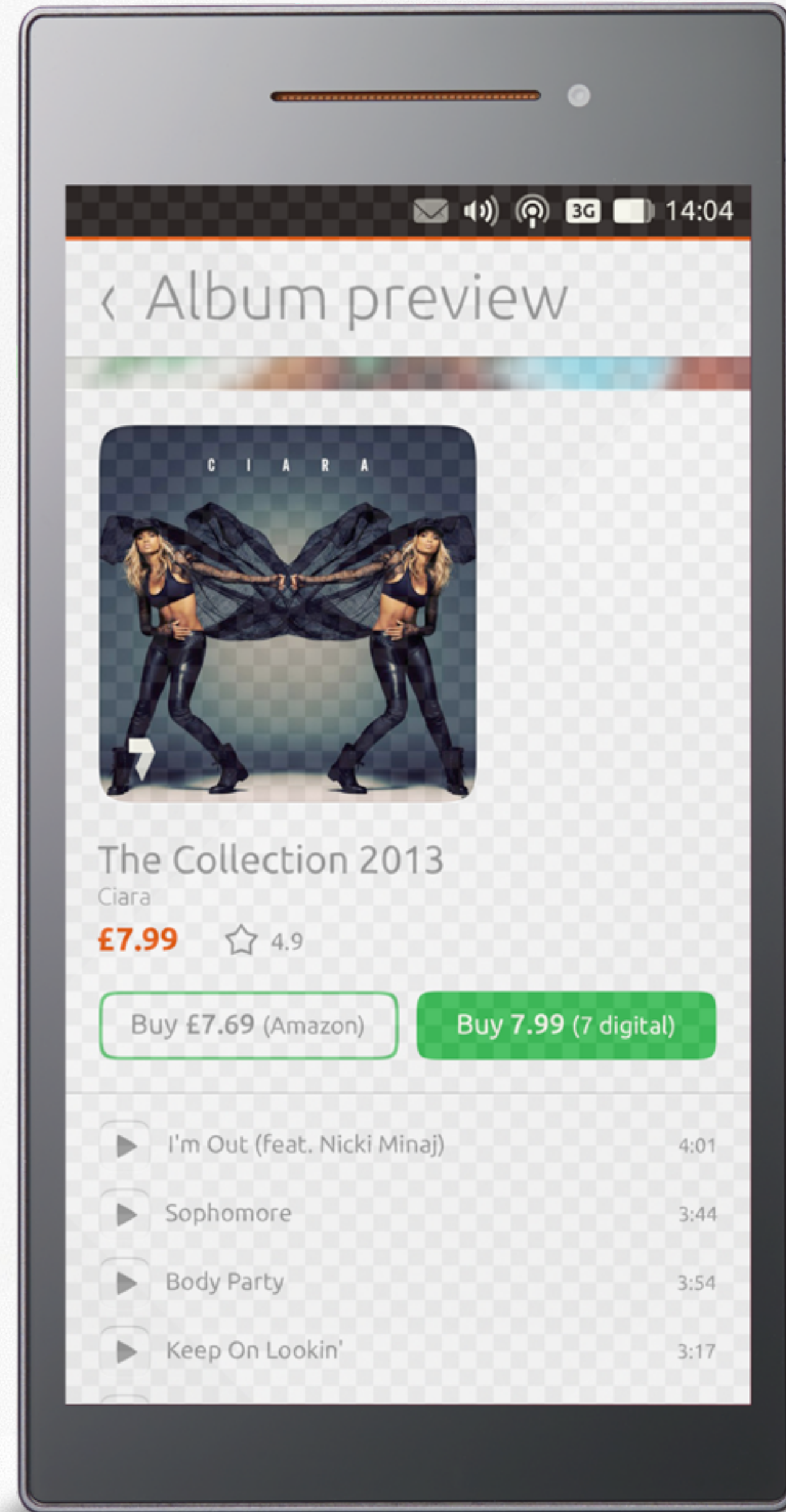
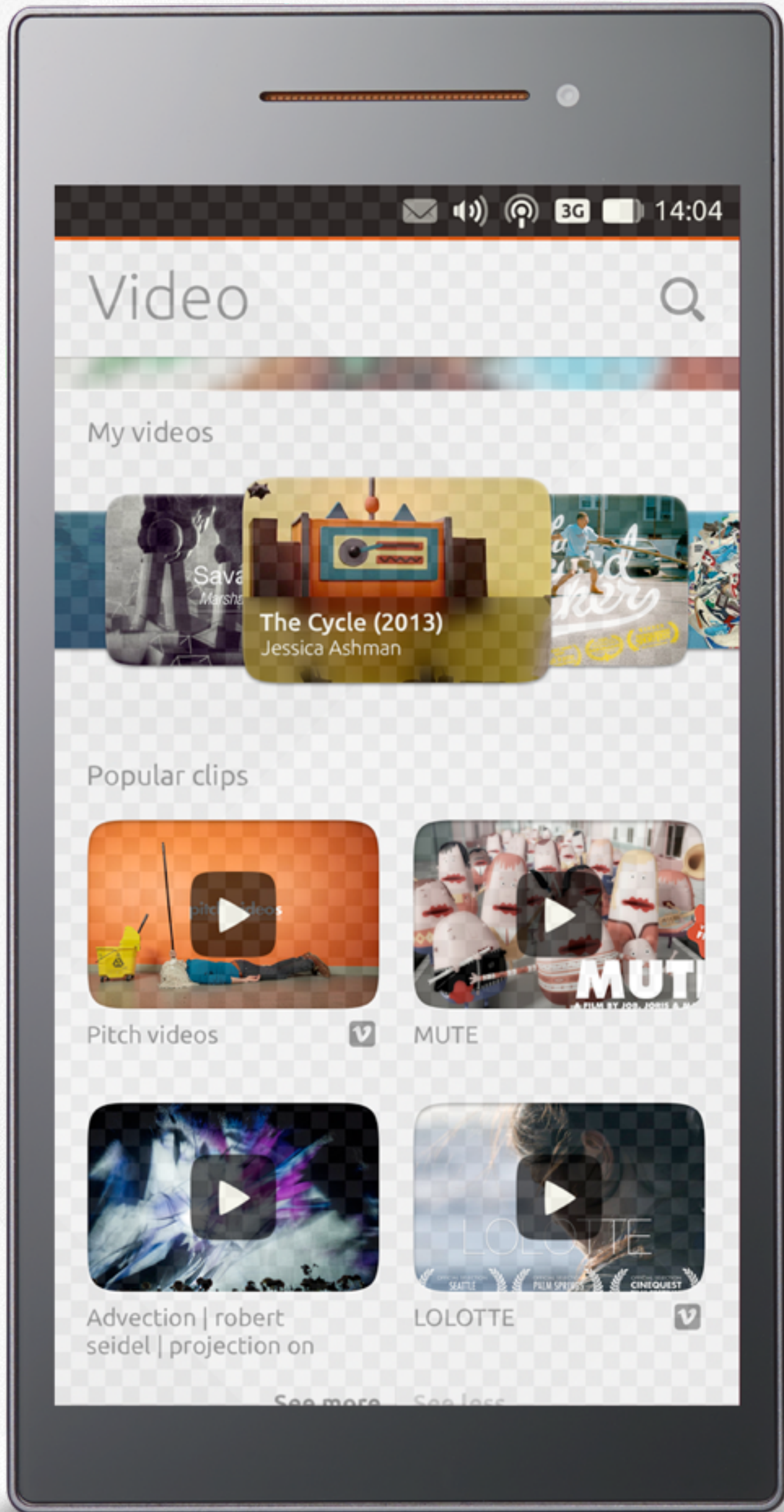


a b c d



CANONICAL





Stunning Ubuntu devices at MAE 2014

Come and try for yourself — at stand N2.A10, from 11 to 13 June.

[Learn more](#)



Ready for smartphones >

Ubuntu on phones is now ready for the mobile phone industry.



Number one for cloud >

OpenStack Icehouse plus the best deployment and management tools.



Download Ubuntu >

Smarter and faster than ever, get Ubuntu 14.04 LTS today.





GRIDINATOR

SHOW GRID

WIDTHS

number of columns

column width (px)

column margins (px)

container margin (px)

body font size (px)

OPTIONS

- pixel widths
- em widths
- percentage widths
- show column widths



POPULAR

- 970px 16 columns
- 970px 12 columns
- 980px 12 columns

INFO

Current version: 0.4.1.

Need some help? Check out the demo versions of the [fixed](#), [fluid](#) and [elastic](#) layouts.

GET CSS TEMPLATE

GET HTML TEMPLATE

GET GRID IMAGE



Responsive images while we wait for srcset to finish cooking

229 commits 6 branches 5 releases 13 contributors

branch: master

Imager.js / +

Updated minified version		
	oncletom authored on Mar 20	latest commit ef6d6a5ec3
demo	Taking in account `data-width` as stated in the README.	3 months ago
dist	Updated minified version	3 months ago
docs	Simplifying README	4 months ago
test	Fixing tests	3 months ago
.editorconfig	Removed all redundant files and created working Demo	10 months ago
.gitattributes	Adding initial version	10 months ago
.gitignore	Refactoring demos.	4 months ago
.jshinttrc	Test framework and jshint adjustments	6 months ago
.ruby-version	Changed Ruby version	5 months ago
.travis.yml	Fixing the bash error fallback leading to run test-local when test-re...	4 months ago
AUTHORS	Added contact details for all authors	6 months ago
CHANGELOG.md	Preparing 0.3.0-beta.1	3 months ago
CONTRIBUTING.md	Add Contributing document	9 months ago
Imager.js	Fixing tests	3 months ago

- Code
- Issues 18
- Pull Requests 4
- Pulse
- Graphs
- Network

HTTPS clone URL https://github.com/Bt

You can clone with HTTPS or Subversion

Clone in Desktop

Download ZIP

CSS

Global CSS settings, fundamental HTML elements styled and enhanced with extensible classes, and an advanced grid system.

Overview

Get the lowdown on the key pieces of Bootstrap's infrastructure, including our approach to better, faster, stronger web development.

HTML5 doctype

Bootstrap makes use of certain HTML elements and CSS properties that require the use of the HTML5 doctype. Include it at the beginning of all your projects.

```
<!DOCTYPE html>
<html lang="en">
  ...
</html>
```

Mobile first

With Bootstrap 2, we added optional mobile friendly styles for key aspects of the framework. With Bootstrap 3, we've rewritten the project to be mobile friendly from the start. Instead of adding on optional mobile styles, they're baked right into the core. In fact, **Bootstrap is mobile first**. Mobile first styles can be found throughout the entire library instead of in separate files.

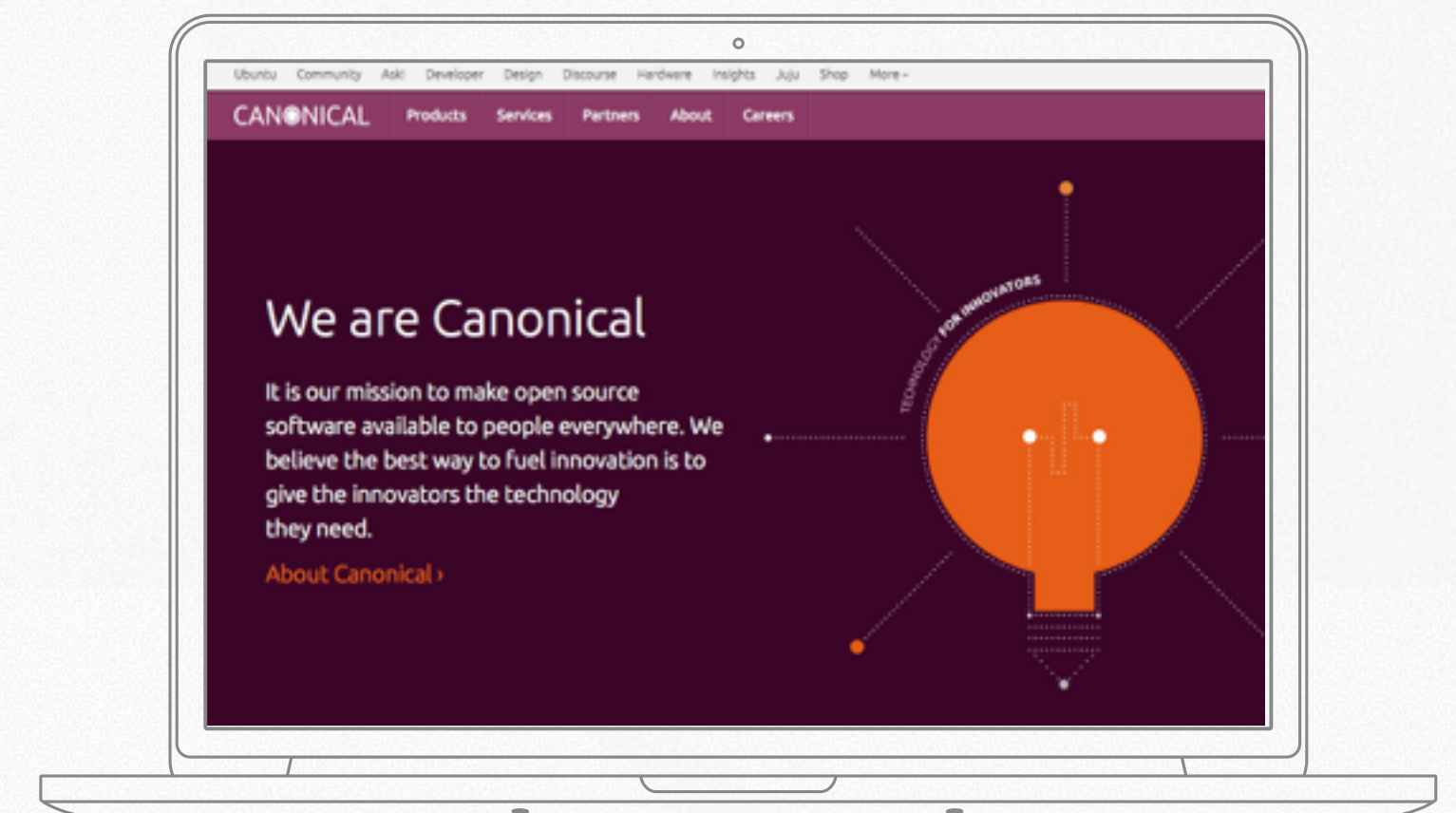
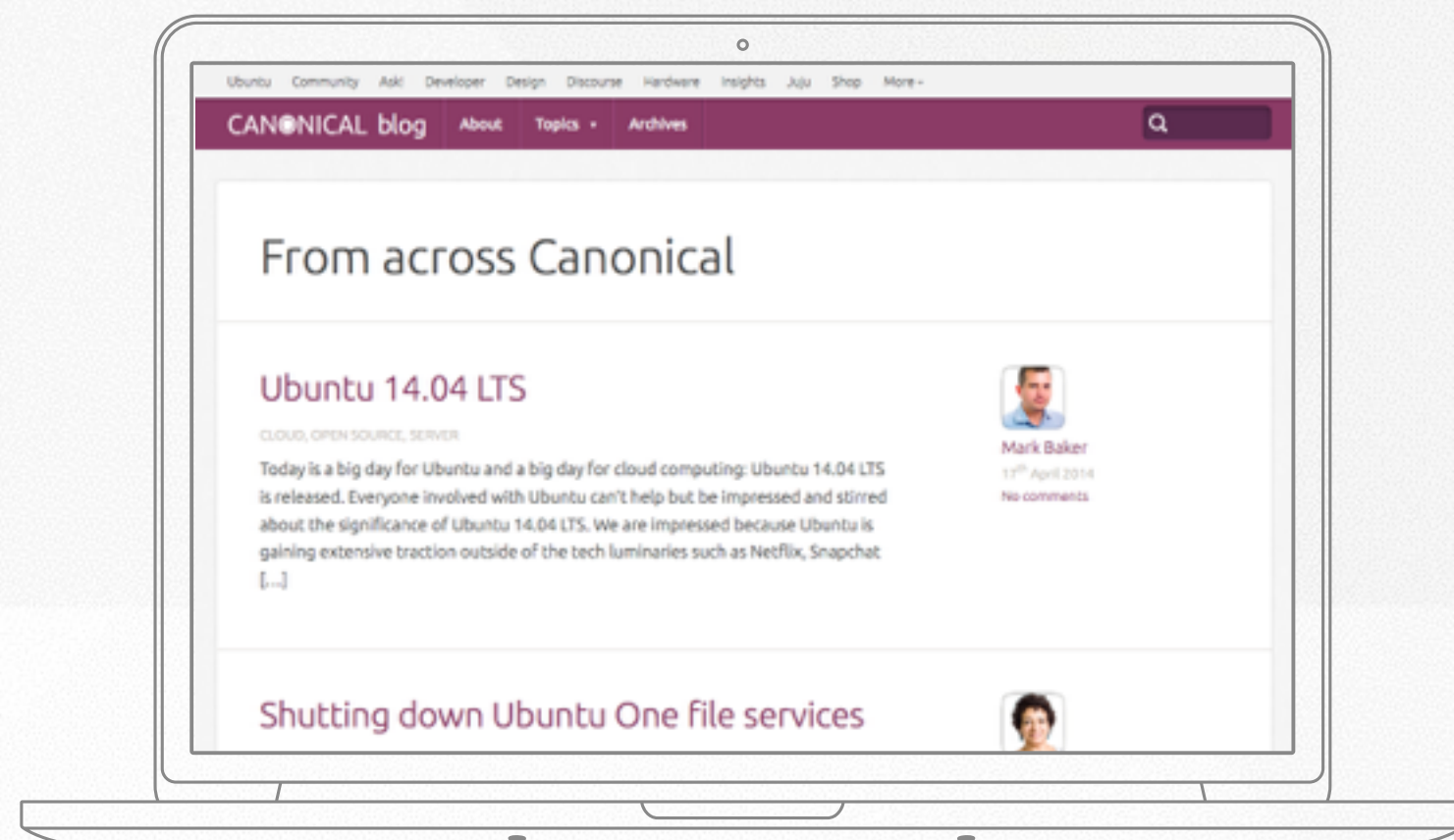
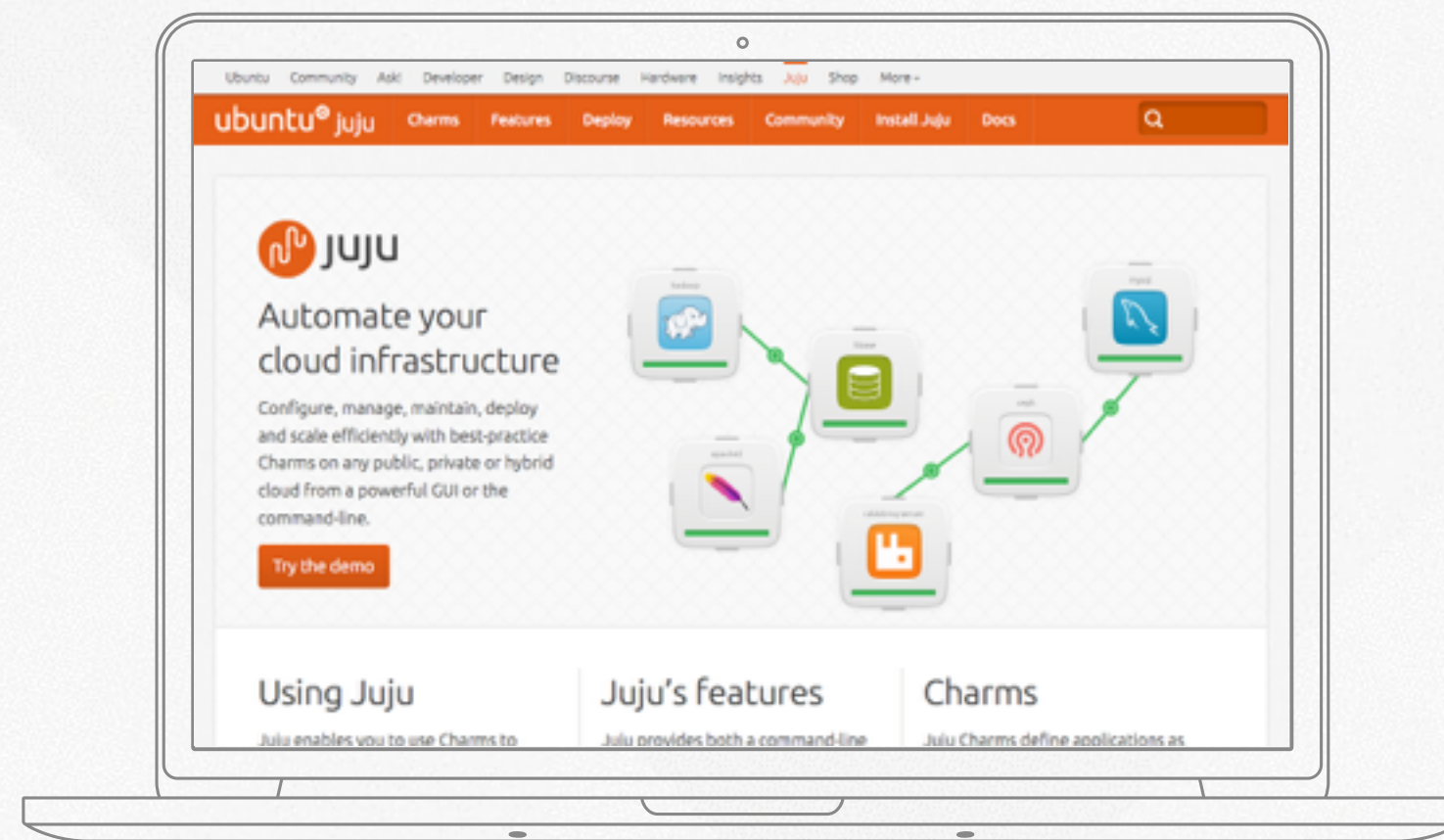
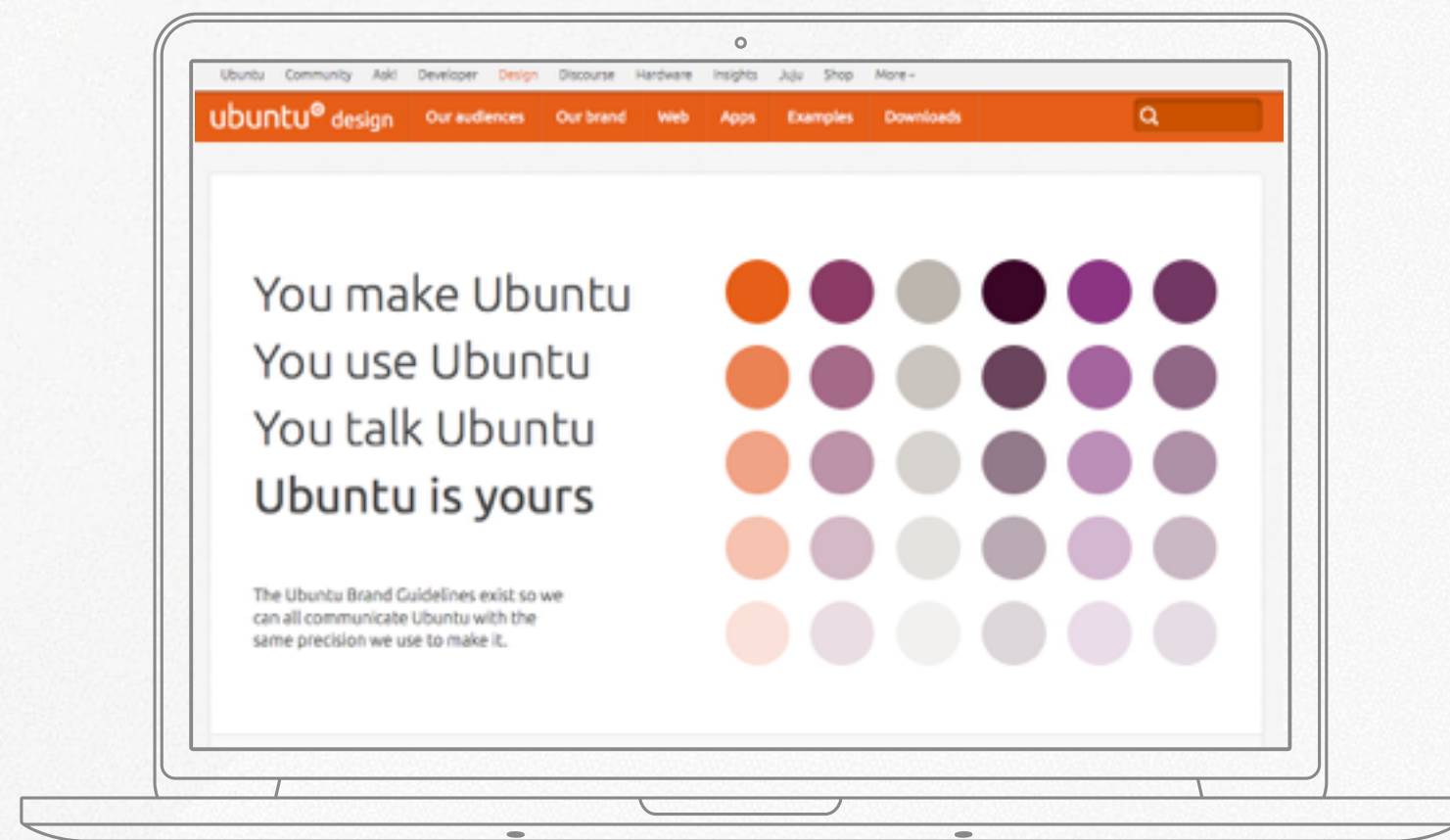
To ensure proper rendering and touch zooming, **add the viewport meta tag** to your `<head>`.

- Overview
- Grid system
- Typography
- Code
- Tables
- Forms
- Buttons
- Images
- Helper classes
- Responsive utilities
- Using Less
- Using Sass

[Back to top](#)



Standardise across sites



1-column layout

Code:

```
<div class="twelve-col">  
</div>
```

2-column layouts

Code:

```
<div class="six-col">  
</div>
```

Code:

```
<div class="six-col last-col">  
</div>
```

Code:

```
<div class="eight-col">  
</div>
```

Code:

```
<div class="four-col last-col">  
</div>
```

Code:

```
<div class="nine-col">  
</div>
```

Code:

```
<div class="three-col  
last-col">  
</div>
```

3-column layouts

Code:

```
<div class="four-col">  
</div>
```

Code:

```
<div class="four-col">  
</div>
```

Code:

```
<div class="four-col last-col">  
</div>
```

Code:

```
<div class="six-col">  
</div>
```

Code:

```
<div class="three-  
col">  
</div>
```

Code:

```
<div class="three-col  
last-col">  
</div>
```

4-column layout

Code:

```
<div class="three-  
col">
```

Code:

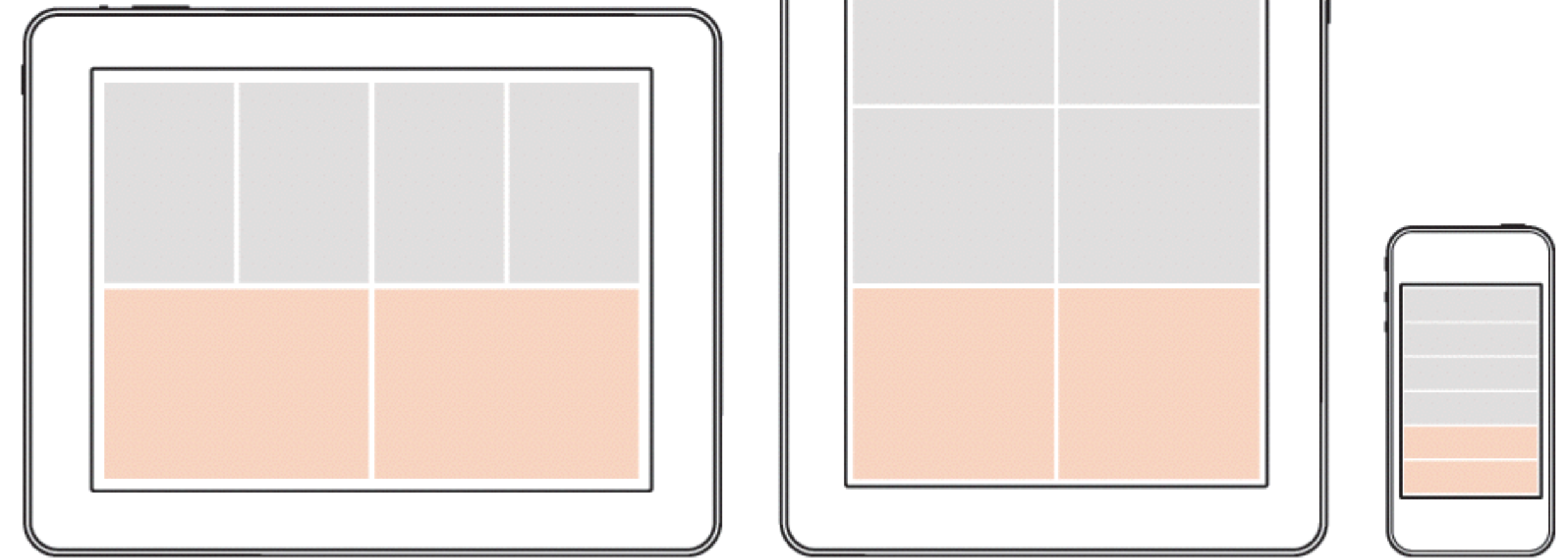
```
<div class="three-  
col">
```

Code:

```
<div class="three-  
col">
```

Code:

```
<div class="three-col  
last-col">
```



List with dividers

Example:

First item

Second item

Third item

List with dividers and ticks

Example:

✔ First item

✔ Second item

✔ Third item

List with dividers and ticks

Example:

✔ First item

✔ Second item

✔ Third item

h1. Ubuntu Light 45px/1.3

h2. Ubuntu Light 32px/1.3

h3. Ubuntu Light 23px/1.3

h4. Ubuntu Light 20px/1.3

h5. Ubuntu Regular Bold 16px/1.3

H6. UBUNTU REGULAR BOLD 13PX UPPERCASE/1.3

p. Ubuntu Light 16px/1.5

Resource title >

Short description of why the resource is relevant.

E-BOOK

“ Ubuntu is an ancient African word meaning ‘humanity to others’. ”

Canonical

4 Experiment

Editor's pick

What's new in Ubuntu Server 14.04 LTS?

Ubuntu Server 14.04 LTS, which goes live today, is the third Ubuntu LTS release designed for cloud. After more than four years, we finally...

FACTSHEETS, CLOUD

Upcoming and recent events



HP Discover 2014

📅 10-12 June 2014

📍 Las Vegas, NV
The Venetian | The Palazzo Resort



Cloud Foundry Summit

📅 9-12 June 2014

📍 San Francisco, CA
Hilton Union Square

Ubuntu Cloud

Instant telecom integration and NFV is now a reality

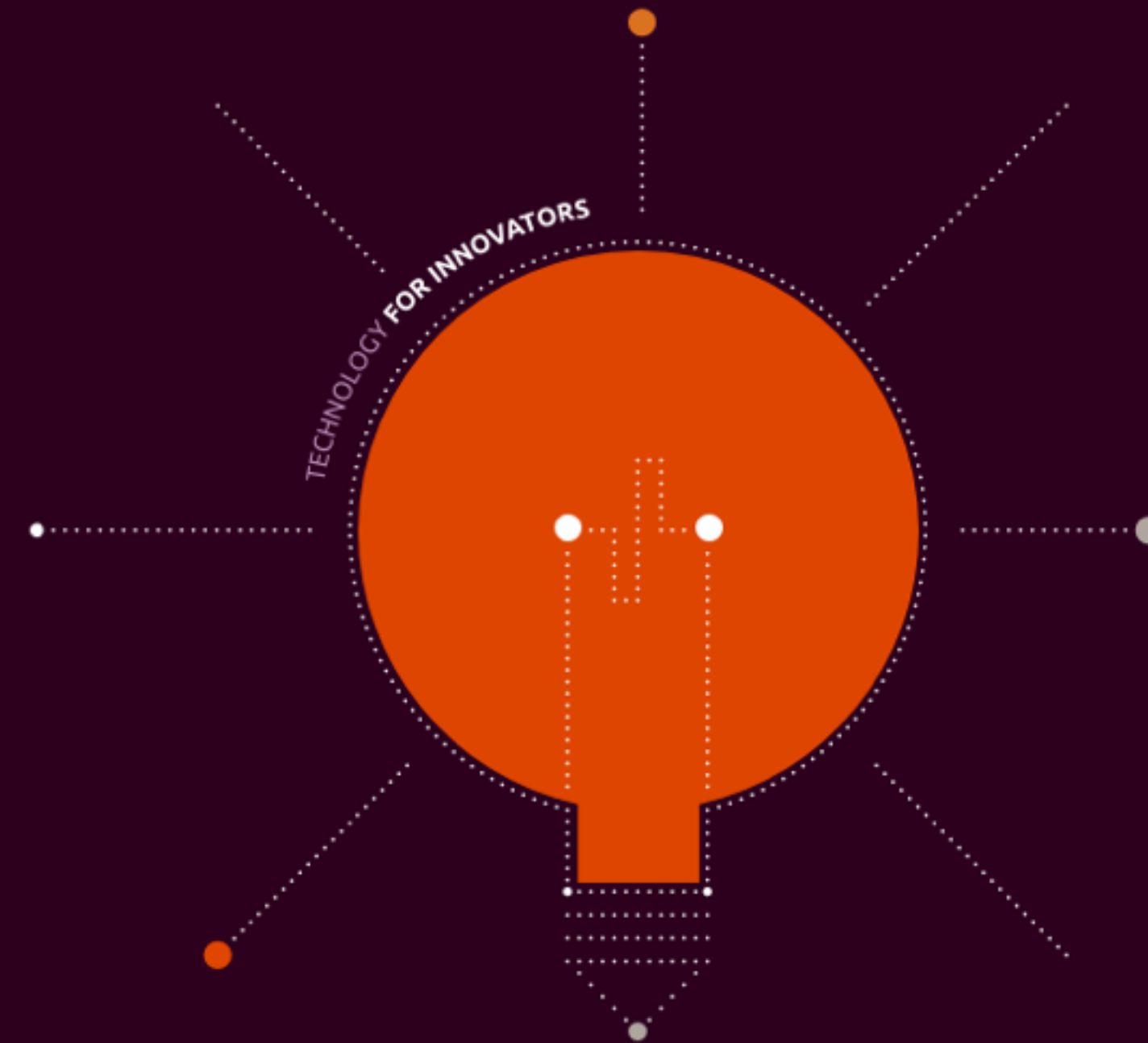
At TADHack in Madrid, Metaswitch, Telestax and Canonical proved that instant telecom integration and NFV is now a reality. We showed that...

ARTICLES, CLOUD

We are Canonical

It is our mission to make open source software available to people everywhere. We believe the best way to fuel innovation is to give the innovators the technology they need.

[About Canonical >](#)



5 Just do it

- 
- Tidy up before you start
 - Set the rules
 - Guerrilla UX

Tidy up before you start



Accordion



Ad modules



Arrows circle module



Back to top



Buttons



Featured



Filters



Forms



Intros



Legends



Links



List ticks



Lists box



Lists full column



Lists pictograms



Navigation



Next steps module



Padded box module



Quotes and tweets



Row 2 boxes



Row 2 columns



Meet Ubuntu

Fast, free and incredibly easy to use, the Ubuntu operating system powers millions of desktop PCs, laptops and servers around the world.

[Get Ubuntu now](#)

[Like](#) 15k [g+](#) 7k [Tweet](#)



 [For you >](#)

 [For business >](#)

 [For developers >](#)

Set the rules

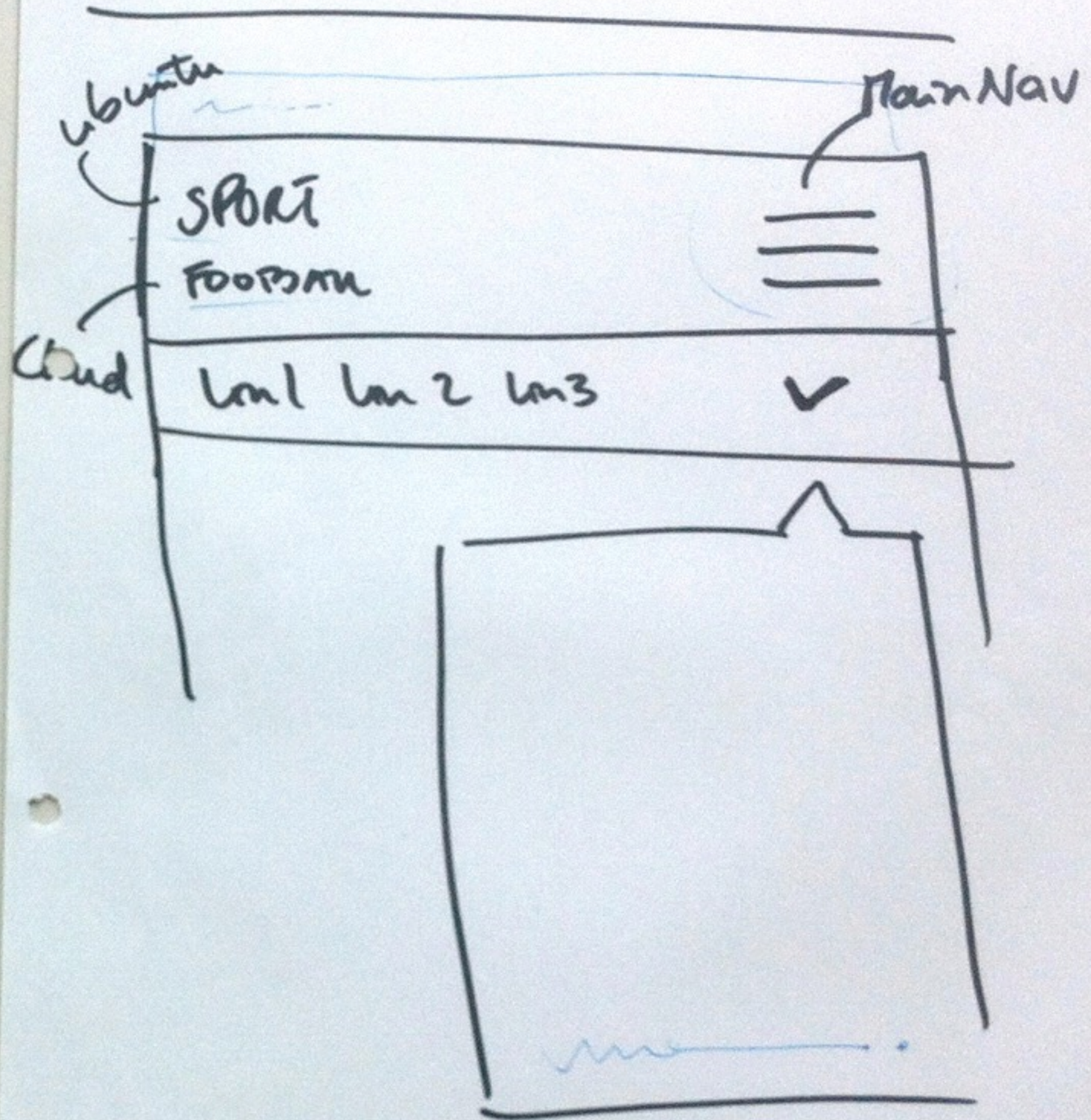
“Experiment reducing padding inside rows and boxes incrementally as the screen size decreases”

GOOGLE



Guerrilla UX

BBL



6 Ship it...

... and live with it

SITATIONS
MENU
ER
K
ECTED
BUED
RE OR
EP CORNERS?
SHADOWS? X
SHADOWS? ✓
ZES ✓
LOUR ✓
ERS? ✓

FREE
BTN HOURS
MOVEMENT,
PANELS E.g.
SEMIFROM MIDPOINT

Text elements

Juju is the best solution to orchestrate your services in the cloud. You can use it through a GUI or from the command line, scale your services and easily move your environment between clouds.

Bundles of charms can be created to represent groups of services and relationships. Bundles enable you to move your service from cloud to cloud or from test, staging and production easily. Bundles can also be shared easily as yaml files to simplify architecture collaboration.

Creating new charms is easy. Charms can be written in your choice of language and adapting existing scripts is straightforward. You can keep the new charms private, or share them back with the community.

Apache™ allows you to write reusable transformations using a simple templating language. Py Libs (the language defines a set of transformations on a data set such as appname, bin and conf. Py templates use Py Libs syntax and are rendered using Jinja2. Py Libs templates are rendered using Jinja2. Py Libs templates are rendered using Jinja2.

Manage 2000 units the same way you would manage 7
Juju Centre

TEXT DECORATION
ITT TO LIVE TEXT EMPHASIS

Lists

- Red workloads in the day
- Reuse experts' solutions or write your own
- Quickly deploy services
- Reuse expertise from others
- Automate mundane tasks
- Focus on creating amazing applications
- Configuring for Amazon AWS
- Configuring for Windows Azure
- Configuring for HP Cloud

LISTS
ORDERED AND UNORDERED
BULLETS # BOLD
SAME SIZE AS TEXT

Lists

Configuration
fs_checkpoint_dir
Having 'fs_checkpoint_dir' set to /dev/null will cause the...
yarn_local_log_dir
Having 'yarn_local_log_dir' set to /dev/null will cause the...

Icons



A
ICONS
A: FONT
SLIGHTLY TO
TEXT LABEL
ITT
FOR WHIT
AT DARK
BACKGROUND

Image with caption




Image type - page headers



Image type - charm icons




Image type - interface



COLOURS

ORANGE	DD4E14
TEXT GREY	333333
DARK GREY	888888
MID GREY	C0C0C0
LIGHT GREY	F7F7F7
WHITE	000000
STATUS GREEN	38B444
STATUS YELLOW	ECA918
STATUS RED	DF382C
STATUS BLUE	190BEE

ADD AN ALTERNATIVE TO CLRD THEME



- NOT PINK / LIGHT / LIND -
- WEST SYSTEM
- EMERALD COLOUR 27%
- PINK LABEL 0.75
- FOUS ORANGE
- TEXT LABEL 10% OF THEME
- SEE RANGE TO TEXT
- TEXT SIZE 14px

Epilogue: After version 1



find packages



sign up or log in



★ vanilla-framework

A simple, extendable CSS framework.

build passing npm package 0.0.12 downloads 284/month devDependencies up to date chat #canonical-webteam

A simple extensible CSS framework, written in **Sass**.

Vanilla Framework contains a basic CSS grid and pattern classes, and is designed to be extended either directly or by creating extension themes.

[Project homepage](#) | [Documentation](#)

Hotlinking

On [the project homepage](#), find the link to the latest build to add directly into your markup:

```
<link rel="stylesheet" href="https://assets.ubuntu.com/v1/vanilla-framework-ver:"/>
```

Local usage

Install the Node package into your project:

```
npm install vanilla-framework # Installs at ./node_modules/vanilla-framework
```

Then reference it from your own Sass files, with optional settings:

```
// Optionally override some settings
$brand-color: #ffffff;

// Import the framework
@import "../node_modules/vanilla-framework/vanilla";

// Run the framework
@include vanilla;
```

You can override any of the settings in [_global-settings.scss](#).

If you don't want the whole framework, you can just `@include` specific **modules** - e.g. `@include vf-forms`.

npm i vanilla-framework

richmccartney published 2 weeks ago

0.0.12 is the latest of 10 releases

github.com/ubuntu/design/vanilla-framework

LGPL-3.0 license

Collaborators



Stats

1 download in the last day

47 downloads in the last week

284 downloads in the last month

15 open issues on GitHub

One open pull request on GitHub

Keywords

SASS, mixin, module, framework, SCSS, vanilla, CSS, ubuntu

Dependencies

None

Dependents

ubuntu-vanilla-theme, canonical-vanilla-theme, cloud-vanilla-theme



This repository Search

Explore Gist Blog Help

yaill + -

ubuntudesign / vanilla-framework

Watch 6 Star 4 Fork 9

From community websites to web applications, this CSS framework will help you achieve a consistent look and feel. <http://ubuntudesign.github.io/vanilla-framework>

454 commits 2 branches 4 releases 7 contributors

branch: master vanilla-framework / +

Merge pull request #163 from anthonydillon/update-settings

anthonydillon authored 21 hours ago latest commit af2b7fa3d4

demo	All flex to work with grid	a day ago
js	Add js and gulpfile	2 months ago
scss	Merge pull request #163 from anthonydillon/update-settings	21 hours ago
.gitignore	fixed npm debug line in gitignore	2 months ago
.install_dependencies.sh	Make install script more robust	2 months ago
.scss-lint.yml	Add mobile navigation to vanilla	5 days ago
.travis.yml	IRC notifications in #ubuntu-webteam	a month ago
CHANGELOG.md	Adding the contribute and change log files	2 months ago
CONTRIBUTING.md	Update CONTRIBUTING.md	2 months ago
LICENSE	Adding the LGPL 3 License	2 months ago
README.md	Fix wording	17 days ago
gulpfile.js	Adding sassdoc dependency & gulp commands for sassdoc	5 days ago
package.json	Adding sassdoc dependency & gulp commands for sassdoc	5 days ago

README.md

Vanilla Framework

build passing npm package 0.0.12 downloads 284/month devDependencies up to date chat #canonical-webteam

A simple extensible CSS framework, written in [Sass](#).

Vanilla Framework contains a basic CSS grid and pattern classes, and is designed to be extended either directly or by creating extension themes.

[Project homepage](#) | [Documentation](#)

Code

Issues 15

Pull requests 1

Wiki

Pulse

Graphs

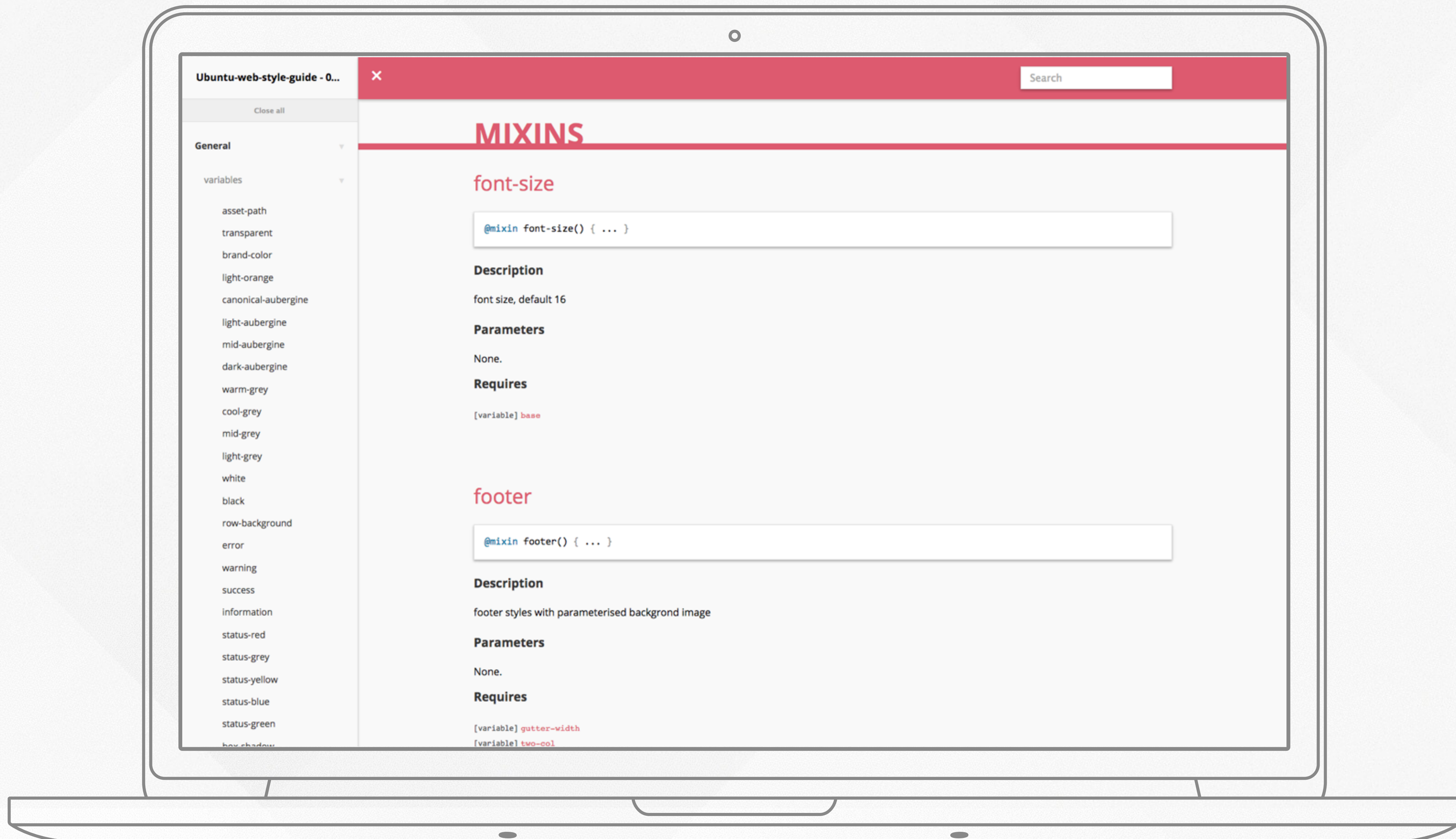
HTTPS clone URL

<https://github.com/>

You can clone with HTTPS, SSH, or Subversion.

Clone in Desktop

Download ZIP



Close all

General

variables

- asset-path
- transparent
- brand-color
- light-orange
- canonical-aubergine
- light-aubergine
- mid-aubergine
- dark-aubergine
- warm-grey
- cool-grey
- mid-grey
- light-grey
- white
- black
- row-background
- error
- warning
- success
- information
- status-red
- status-grey
- status-yellow
- status-blue
- status-green
- box-shadow

MIXINS

font-size

```
@mixin font-size() { ... }
```

Description

font size, default 16

Parameters

None.

Requires

[variable] `base`

footer

```
@mixin footer() { ... }
```

Description

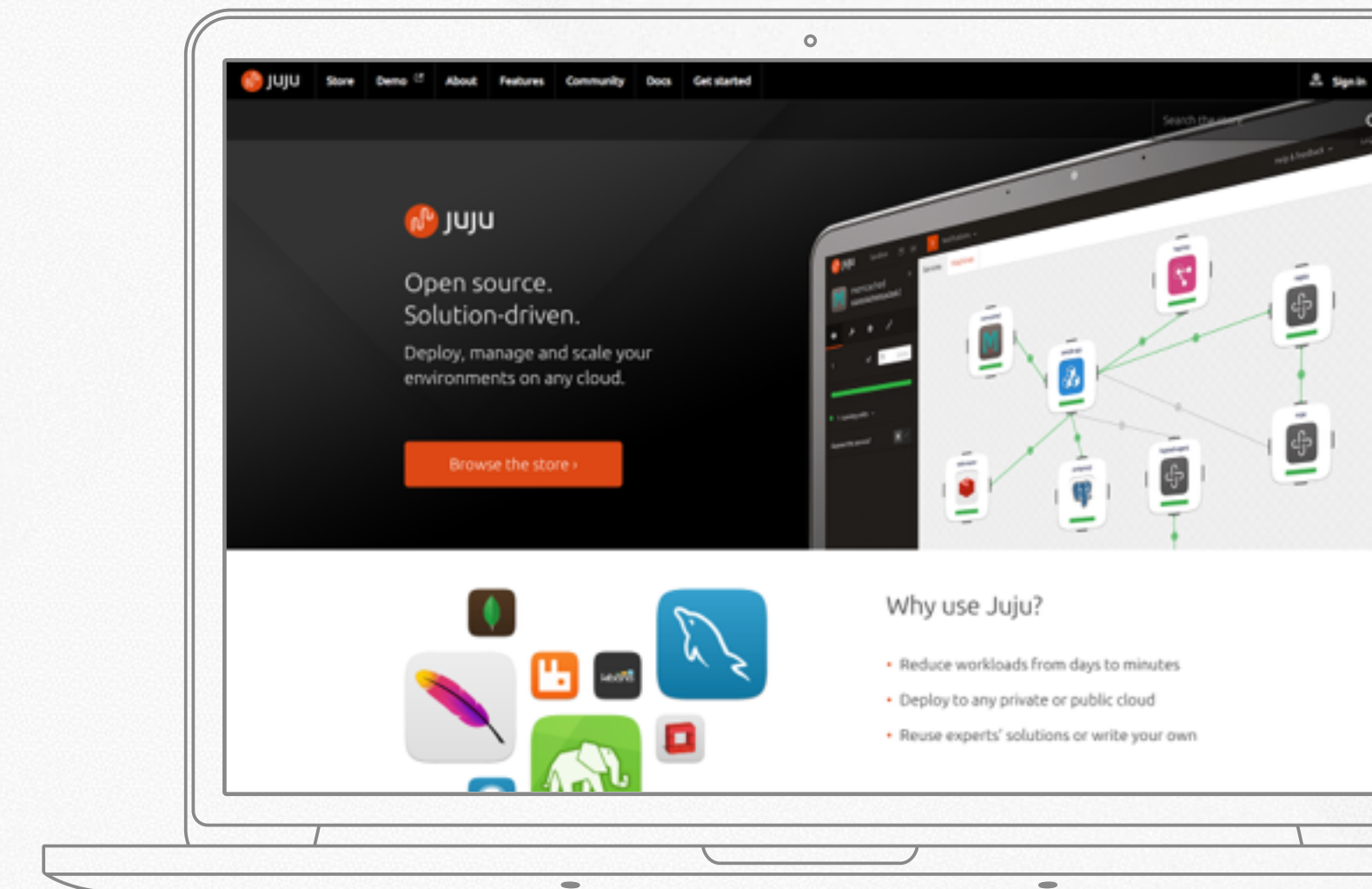

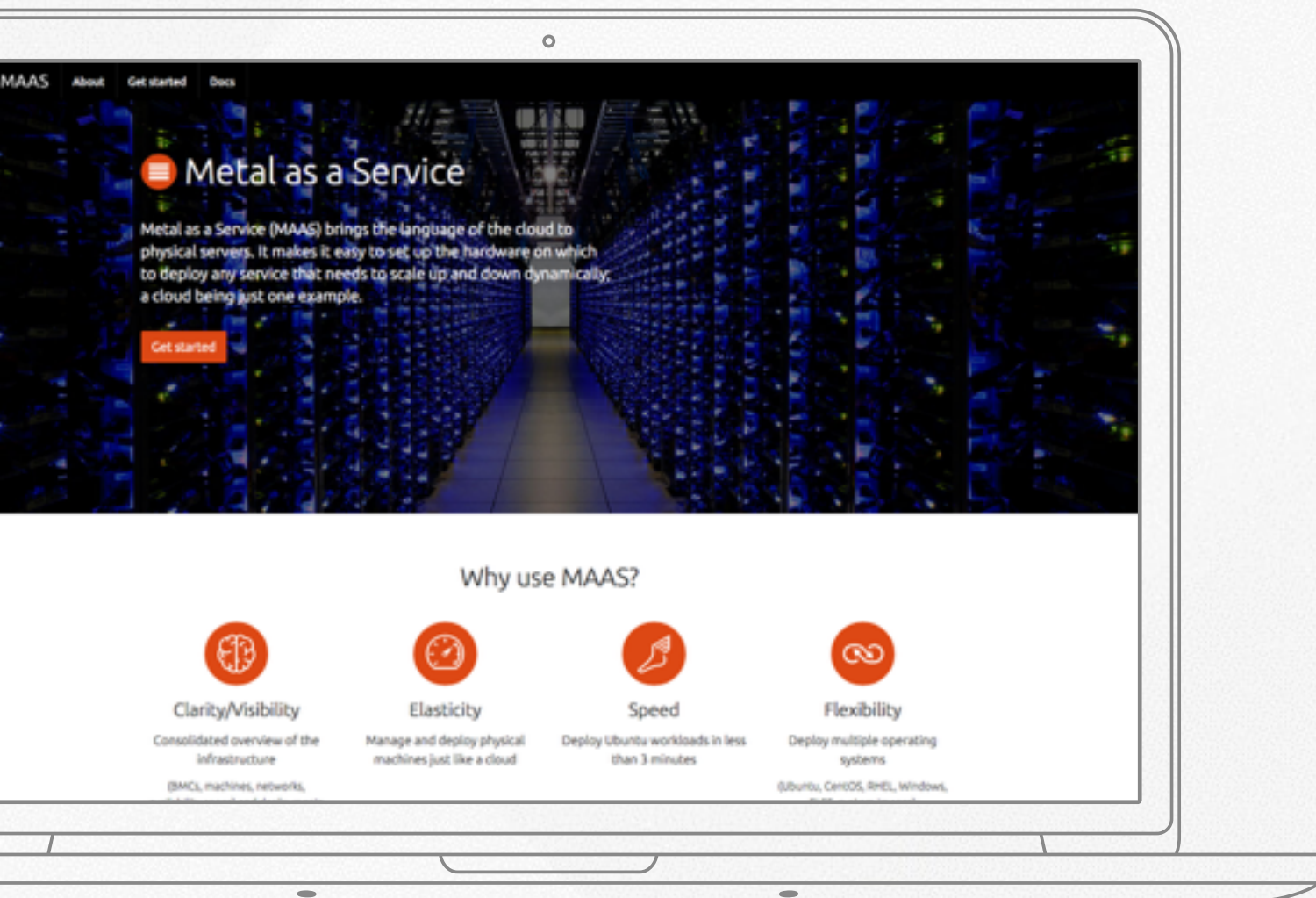
footer styles with parameterised background image

Parameters

None.

Requires

[variable] `gutter-width`
[variable] `two-col`



Read more at design.canonical.com

The end.

Thanks for listening,
Inayaili de León Persson
[@yaili](#)