

```
// Get Ready  
import {  
    Cool, Stuff  
} from 'react-native'
```

# The Organizers





# Chief Technology Strategist

A.K.A.

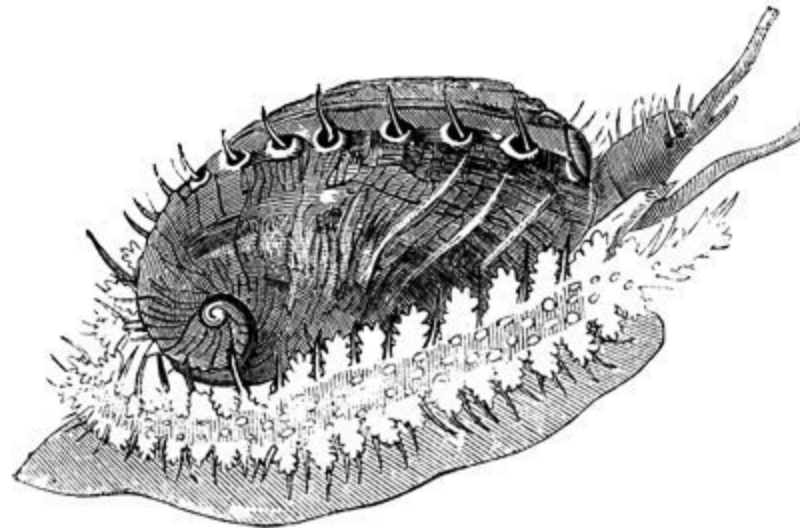




*This can't be natural*

```
'\x47' [
  []]
```

```
] ] ) [ + ! +
12 )
```



```
> '\x47'[0]+(![]+[]
'Gant'
```

```
harCode((2<<6)-12)
```

# Javascript as a first language

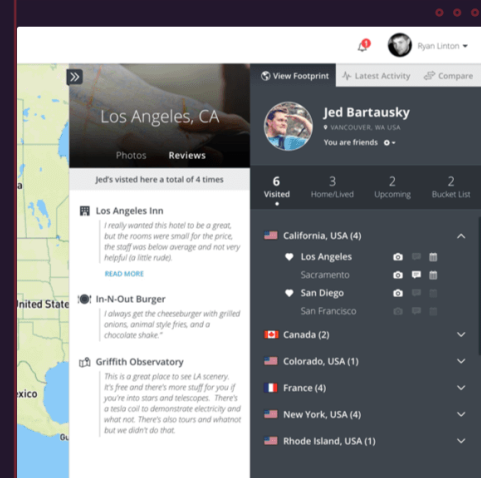
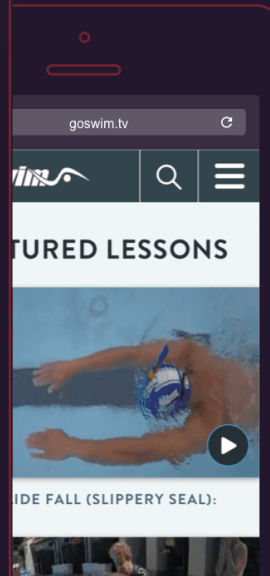
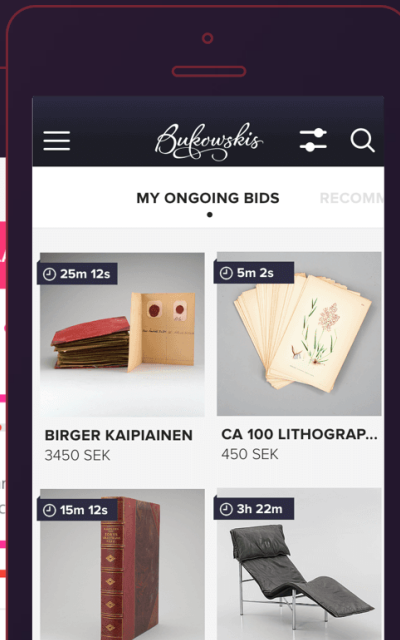
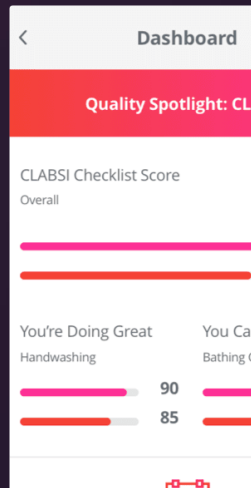
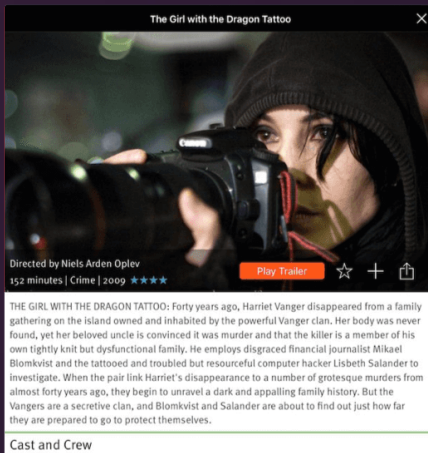
*Dear god, what is that?!*

O RLY?

*All Bootcamps*

# React Native

Lots and lots of React Native



# USELESS -THINGS-

Repository of things that should not be


RainbowText Tag  
Look at this rainbow!

Trump Sort Random Array  
Random Array:  
24,18,40,0,51,78,84,18,16,3,34,63,61,2,42  
  
Trump Sorted: 24,40,51,78,84

**YUGE TRUMP SORT**

Blink Tag

<https://github.com/GantMan/useless-things>



@GantLaborde

@infinite\_red

# Ignite with React Native



@gantlaborde / #reactfinland

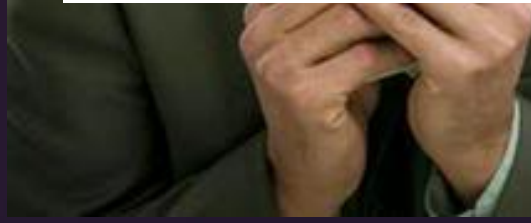


# Coding Spectrum

**Mobile  
development *was*...**



# What people think I did...




# What web devs used to think I do...



# What I used to do...

THE #1 PROGRAMMER EXCUSE  
FOR LEGITIMATELY SLACKING OFF:

"MY CODE'S COMPILING."



## IOS Developer Salaries

383 Salaries

Updated Feb 26, 2017

National Avg

**\$85,000**

Min

\$51k

Max

\$128k

Washington, DC Area Avg

**\$96,924\***

Min

\$69k

Max

\$127k

## Android Developer Salaries

248 Salaries

Updated Mar 3, 2017

National Avg

**\$84,562**

Min

\$60k

Max

\$125k

Washington, DC Area Avg

**\$97,783\***

Min

\$72k

Max

\$129k

**\$169,562.00 USD a year!**







**HELP ME**  
**STACK OVERFLOW**



**YOU'RE MY**  
**ONLY HOPE**





**Promised Land**

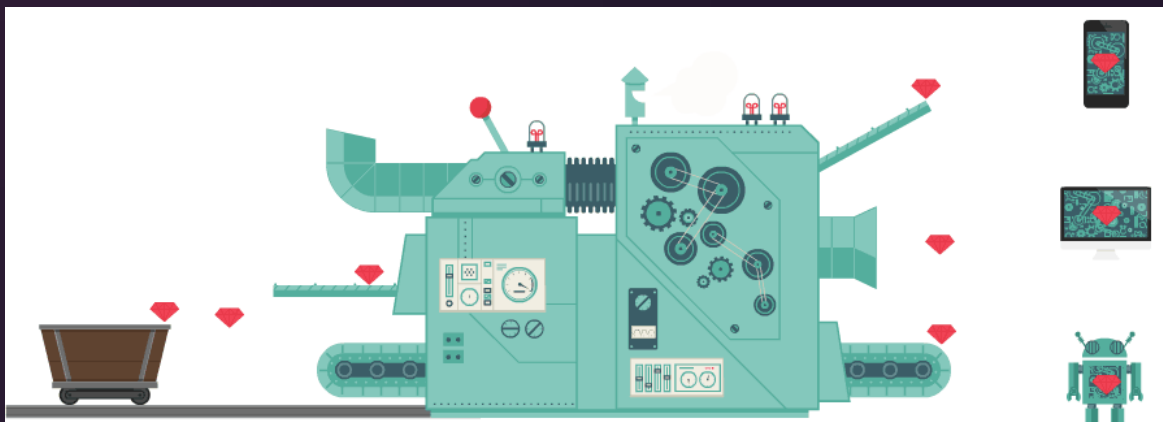
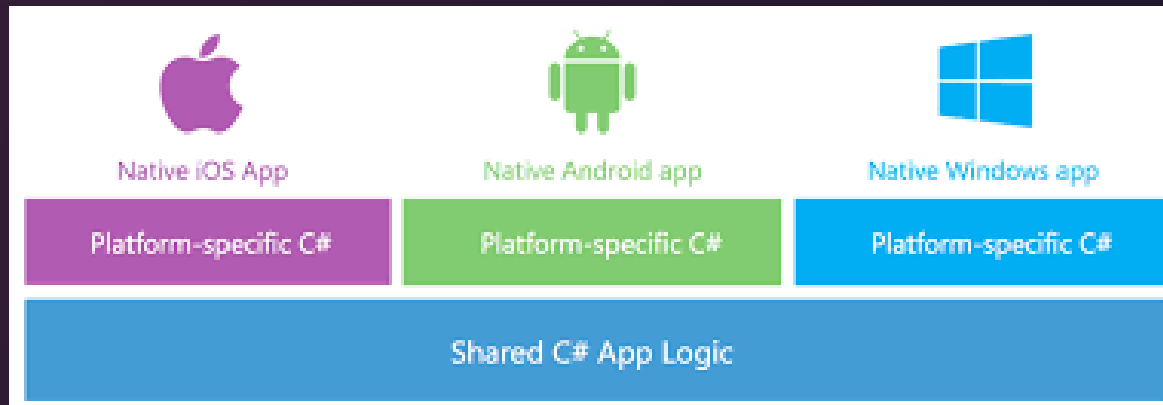
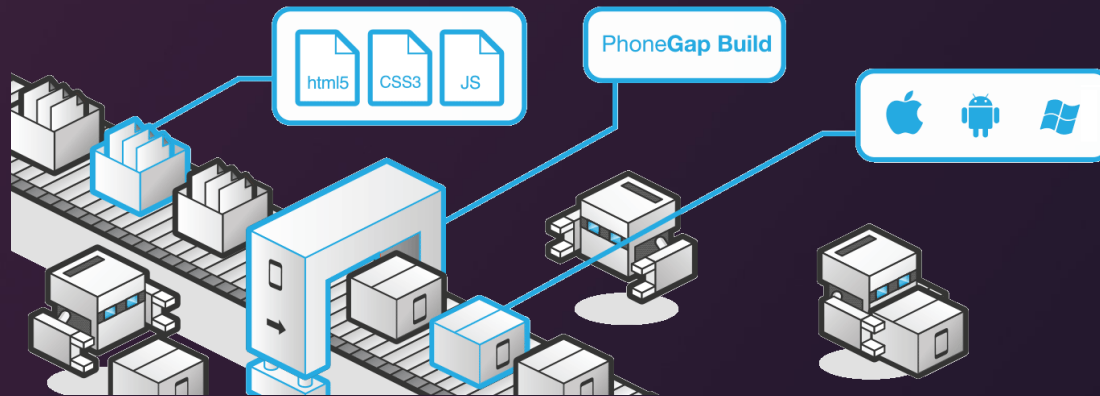
# Freedom!

Before



After







# The Infinite Red Team

26 people. 8 Cities.



# Open Source

Paying it forward in the community





# HA HA Hackathon



@hellyesfest

Oct 10th  
Cafe Istanbul  
Doors @ 6pm  
Show @ 7pm  
\$15 online / \$20

@hahahackathon



@nolatechweek











**Make it better?**

# Android?



React Native



# React: Facebook's Functional Turn on Writing JavaScript

## case study

**A DISCUSSION  
WITH  
PETE HUNT,  
PAUL  
O'SHANNESSY,  
DAVE SMITH  
AND TERRY  
COATTA**

**O**ne of the long-standing ironies of user-friendly JavaScript front ends is that building them typically involved trudging through the DOM (Document Object Model), hardly known for its friendliness to developers. But now developers have a way to avoid directly interacting with the DOM, thanks to Facebook's decision to open-source its React library for the construction of user interface components.

React essentially manages to abstract away the DOM, thus simplifying the programming model while also—in a

# ios

Welcome to React Native

To get started, edit App/Root.js  
Press Cmd+R to reload,  
Cmd+D or shake for dev menu

```
1
2 import React, { StyleSheet, Text, View, Component
3
4 export default class Crowfish extends Component {
5   render () {
6     return (
7       <View style={styles.container}>
8         <Text style={styles.welcome}>
9           Is this fast |
10        </Text>
11        <Text style={styles.instructions}>
12          To get started, edit App/Root.js
13        </Text>
14        <Text style={styles.instructions}>
15          Press Cmd+R to reload,{'\n'}
16          Cmd+D or shake for dev menu
17        </Text>
18      </View>
19    )
20  }
21 }
```

```
ROOT@MXX: Use B. Cider 24 Specta 2 Jazzy 2 (beta)
[11:01:34 AM] <START> Find dependencies
[11:01:34 AM] <START> Find dependencies
[11:01:34 AM] <END> Find dependencies (11ms)
[11:01:34 AM] <START> transform
transforming [-----] 100% 338/339 [11:01:34 AM] <END>
Find dependencies (16ms)
[11:01:34 AM] <START> transform
transforming [-----] 100% 339/340 [11:01:34 AM] <START>
request:/index.ios.bundle?platform=ios&dev=true
[11:01:34 AM] <START> request:/index.android.bundle?platform=android&dev=true
transforming [-----] 100% 339/339
transforming [-----] 100% 340/340
[11:01:34 AM] <END> transform (12ms)
[11:01:34 AM] <END> transform (38ms)
[11:01:34 AM] <END> request:/index.android.bundle?platform=android&dev=true (48ms)
[11:01:34 AM] <END> request:/index.ios.bundle?platform=ios&dev=true (57ms)
::1 - - [22/Jun/2016:17:01:34 +0000] "GET /flow/ HTTP/1.1" 404 18 "-" "FFCrowfish/1.0.0"
work/758.2.8 Darwin/15.2.0"
::ffff:127.0.0.1 - - [22/Jun/2016:17:01:34 +0000] "GET /flow/ HTTP/1.1" 404 18 "-" "akkt
p/2.5.0" "com.facebook.react-native-devtools"
```

# Android

Welcome to React Native

To get started, edit App/Root.js  
Press Cmd+R to reload,  
Cmd+D or shake for dev menu

free for personal use






**LGTM!**

HELLO WORLD...





To find a better solution, ask:  
***"Why is there a problem?"***

The JavaScript domain is too vast

# Ignite

Our approach to a problem that's all too familiar.



DO WE NEED  
BEST PRACTICES?







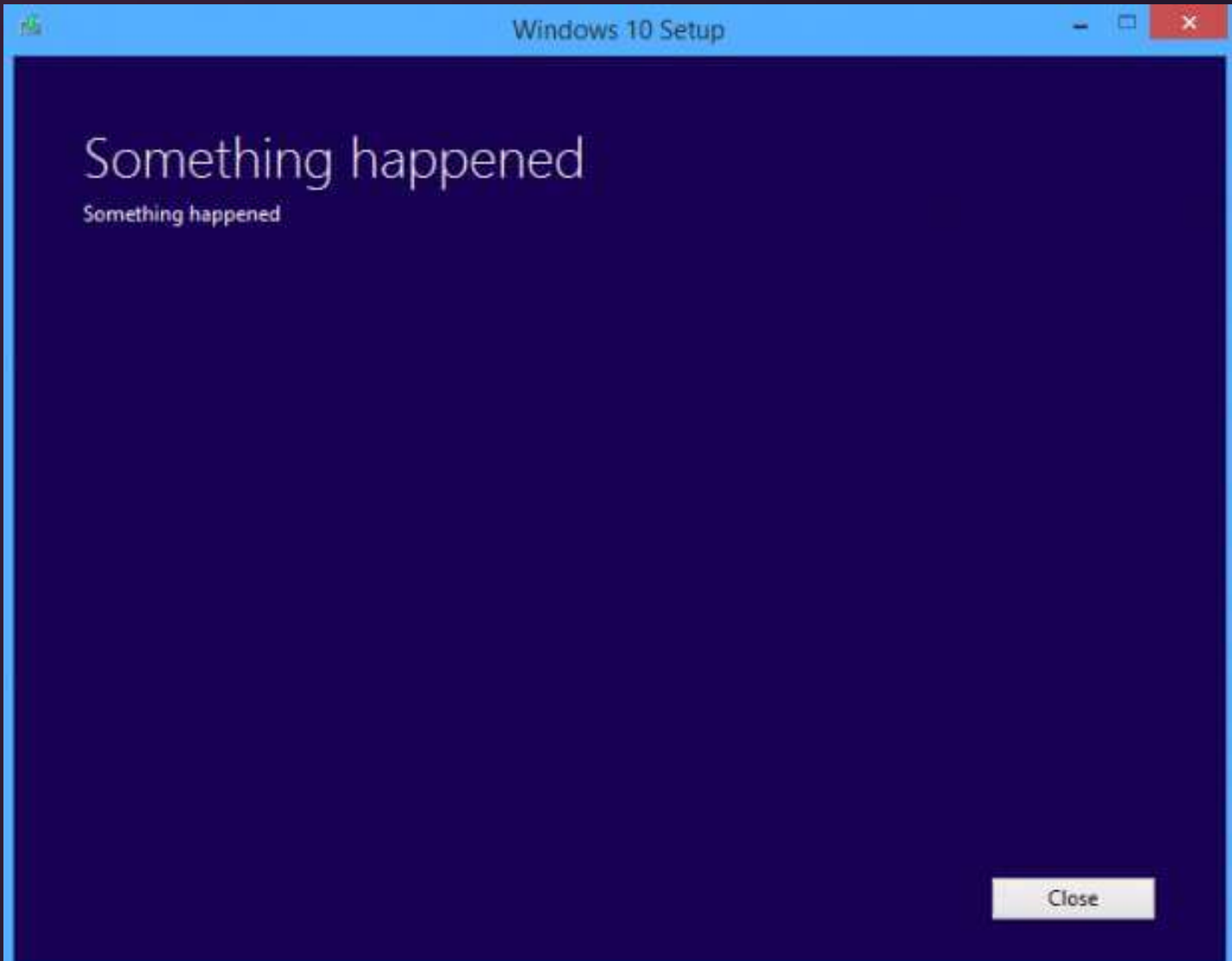


# We use this!

This is how we deliver products



# Yes, even Windows





**WHAT'S  
IN THE  
BOX?!**

***Just Kidding!***

# *Can't* catapult?

We help you climb



# Modularity

Connecting Strangers

```
$ ignite add i
```



# Creating an Ignite Plugin

This document will walk you through creating your very own Ignite plugin from a 3rd party library

We will be using <https://github.com/ArnaudRinquin/react-native-radio-buttons> as an example.

## Generate a basic plugin structure

Run the provided plugin generator. Ignite will automatically prepend your package name with `ignite-`.

```
$ ignite plugin new radio-buttons
```

## Update the `package.json`

Open up `package.json` and add your desired info.

```
{
  "name": "ignite-radio-buttons",
  "version": "0.0.1",
  "description": "",
  "license": "MIT",
  "devDependencies": {},
  "url": "https://github.com/infinitered/ignite-radio-buttons/issues",
  "author": {
    "name": "Robin Heinze",
    "email": "robin@infinite.red",
    "url": "https://infinite.red"
  },
  "devEngines": {
    "node": ">=7.x",
    "npm": ">=4.x"
  }
}
```

```
const NPM_MODULE_NAME = 'react-native-vector-icons'
const EXAMPLE_FILE = 'vectorExample.js.ejs'

/**
 * Add ourself to the project.
 */
const add = async function (context) {
  const { ignite } = context

  // install a npm module
  await ignite.addModule(NPM_MODULE_NAME, { version: '4.3.0', link: true })

  // copy the example file (if examples are turned on)
  await ignite.addPluginComponentExample(EXAMPLE_FILE, { title: 'Vector Icons' })
}

/**
 * Remove ourself from the project.
 */
const remove = async function (context) {
  const { ignite } = context

  // remove the npm module
  await ignite.removeModule(NPM_MODULE_NAME, { unlink: true })

  // remove the component example
  await ignite.removePluginComponentExample(EXAMPLE_FILE)
}

/**
 * Expose an ignite plugin interface.
 */
module.exports = { add, remove }
```

# The *"Hey, could you help me?"* experience

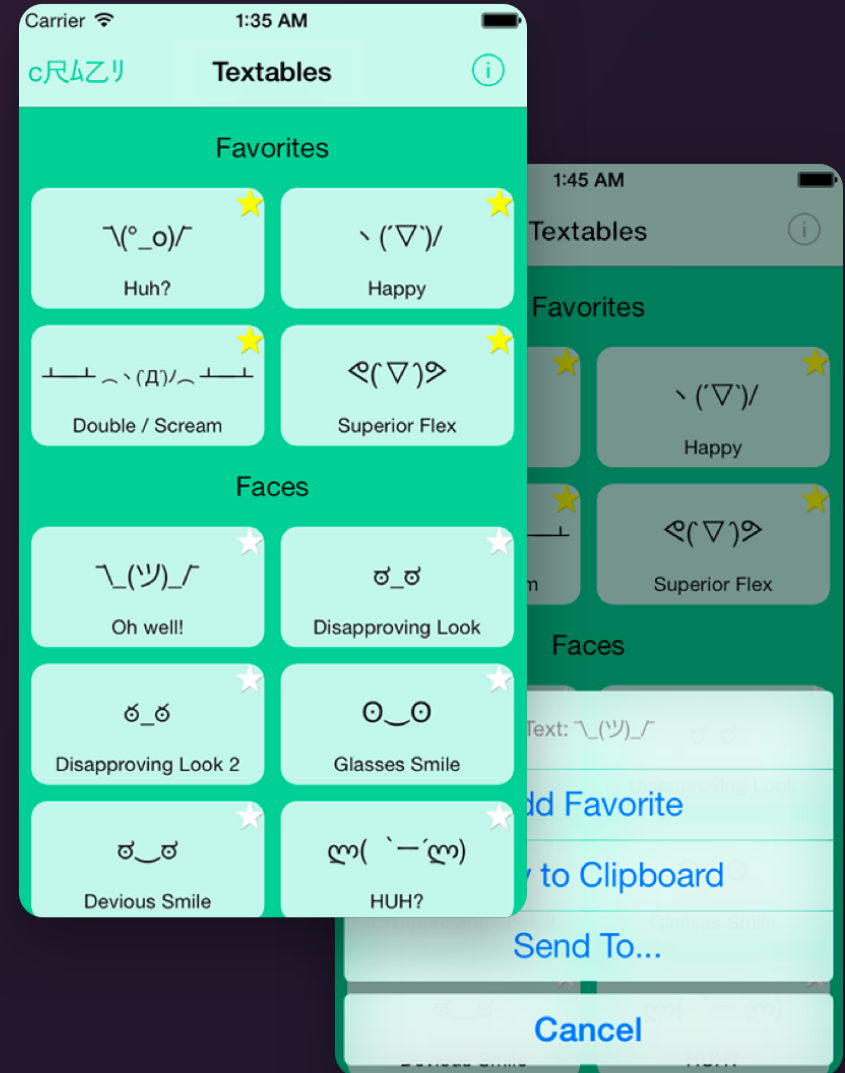
- Import the code
- Provide an Example
- Provide Generators



**An example?**

# Textables

- A fun, new way to send unique text-art to your friends
- Favorite your most used textables for easy access







# All the Original Code

<https://github.com/OTGApps/Textables>



**Thank you Ignite for  
making such an  
awesome CLI**



**vodo** Last Monday at 4:21 AM

Ehy gant! how you doing?

if you give me your email i send you an invite to the beta of the app we built in our studio 😊

if you want to try it

is based on ignite

## LE TRADITIONNEL ERRONÉ 511

TODAY

DAY

WEEK

MONTH

0 €

TURNOVER

0 €

TURNOVER FREE

0 €

PENDING

0

CUSTOMERS

0 €

AVERAGE BILL

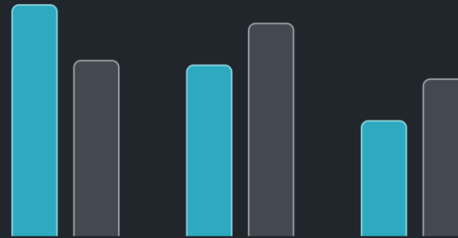
## SERVICES

3K€

2K€

1K€

0



Lunch

Dinner

Other

Lunch

- 12 %

1 148 €

924 €

23.45 €

TURNOVER

TURNOVER FREE

AVERAGE BILL

Dinner

+ 4 %

1 382 €

1 127 €

52,80 €

TURNOVER

TURNOVER FREE

AVERAGE BILL

@tillersystems

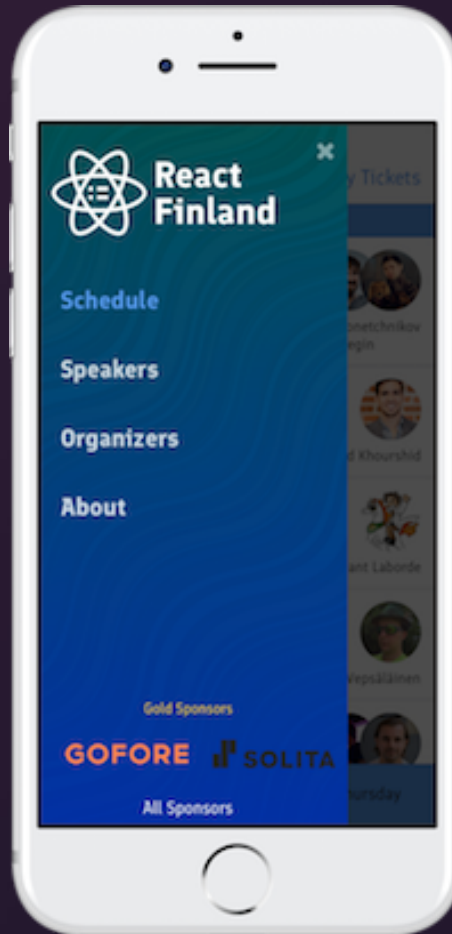


## Native app

---

Do not, I repeat, **DO NOT** make a native app. Most of the people won't even bother to install it and those who do will just delete it after the conference is done, so it doesn't make any sense. Make a nice Progressive Web App instead, it's the perfect use case for it.

<https://medium.com/react-finland/react-finland-app-what-is-it-and-how-we-built-it-273b34144b69>



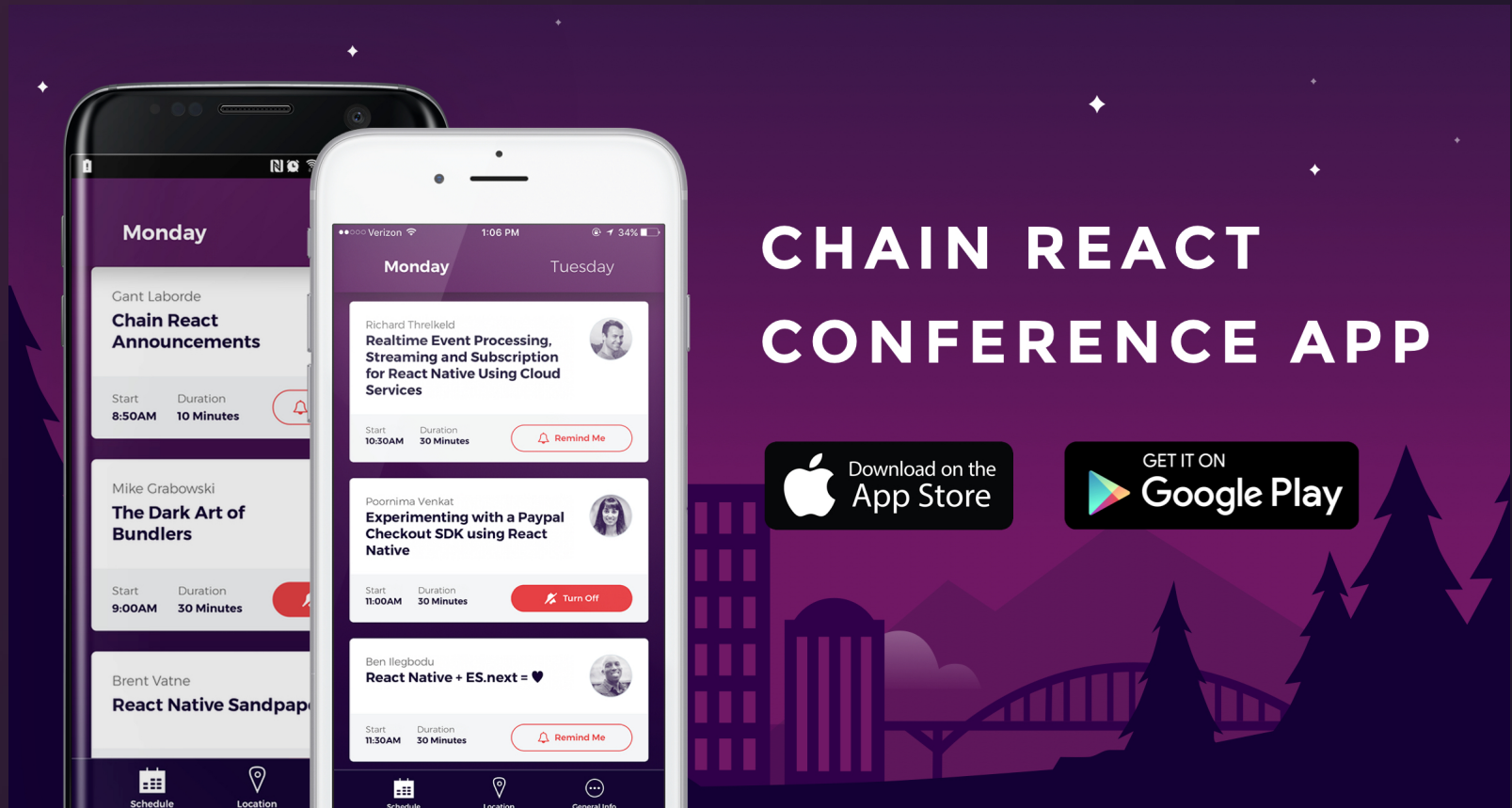


# Annnnnnd Another



# Conference App

<https://github.com/infinitered/ChainReactApp>



# Take That!

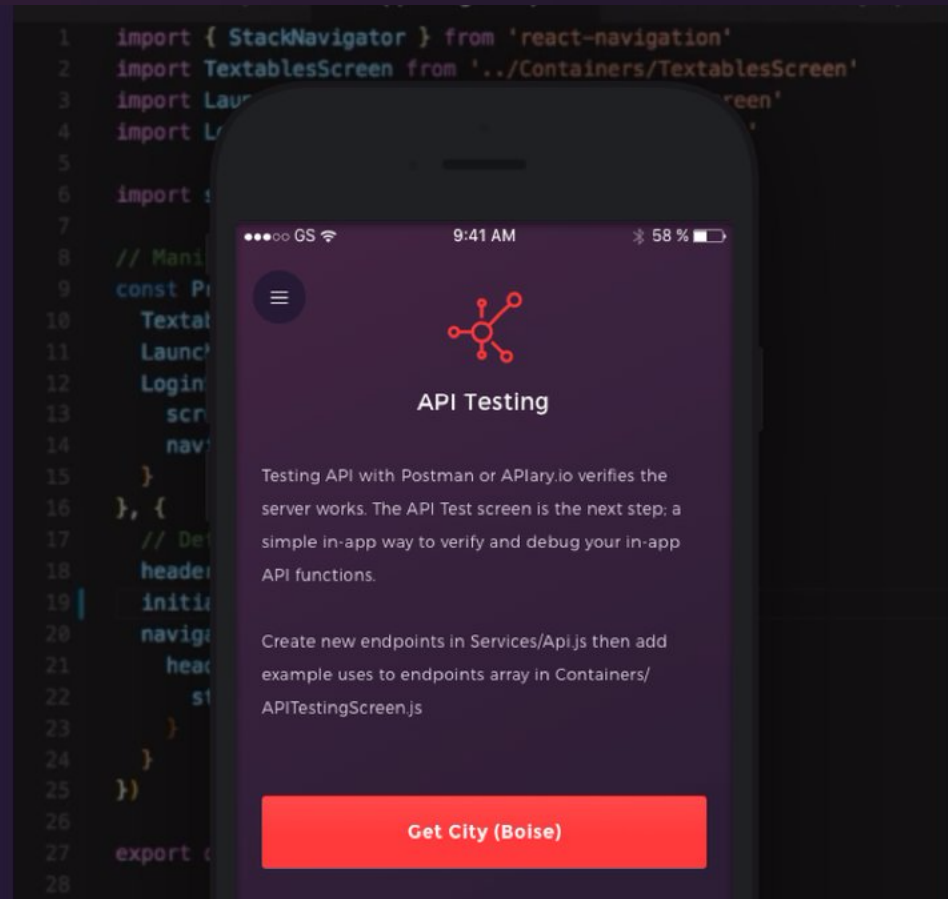


# More Videos Available

[youtube.com/infinitered](https://youtube.com/infinitered)




## Adding API to an Ignite React Native App





**The Future?**



# Ignite Browser

POWERED BY BOWSER

**Your new app, *almost*!**  
**Ready for launch.**



This probably isn't what your app is going to look like. Unless your designer handed you this screen and, in that case, congrats! You're ready to ship.

For everyone else, this is where you'll see a live preview of your fully functioning app using Ignite.

CONTINUE

- Storybook
- TypeScript
- Solidarity
- MobX-State-Tree
- More Reactotron






# lint-staged



# Ignite Ecosystem

- We can't limit your plugins
- Each project can have customizations
- Use your own boilerplate!

[github.com/GeekyAnts/ignite-native-base-boilerplate](https://github.com/GeekyAnts/ignite-native-base-boilerplate)



[github.com/infinitered/ignite/blob/master/BOILERPLATES.md](https://github.com/infinitered/ignite/blob/master/BOILERPLATES.md)







## Maintained by IR


Name	Description
<a href="#">ignite-ir-boilerplate-bowser</a>	React Navigation, MobX State Tree, & TypeScript
<a href="#">ignite-ir-boilerplate-andross</a>	React Navigation, Redux, & Redux Sagas
<a href="#">ignite-ir-boilerplate-2016</a>	InfiniteRed's 2016 tech stack




## 3rd Party


Name	Description	Author
<a href="#">ignite-native-base-boilerplate</a>	An ignite boilerplate with NativeBase screens	<a href="#">NativeBase</a>
<a href="#">ignite-jhipster</a>	A React Native boilerplate for JHipster apps.	<a href="#">John Ruddell</a>
<a href="#">ignite-appclon-mobx</a>	Appclon + Ignite Boilerplate	<a href="#">Appclon</a>
<a href="#">ignite-typescript-boilerplate</a>	A boilerplate for TypeScript apps, based on ignite-ir-boilerplate	<a href="#">Matt Kane</a>
<a href="#">ignite-expo-boilerplate</a>	Fork of ignite-ir-boilerplate modified to work with Expo.io	<a href="#">Jimmy Bosse</a>

# NEW Docs and Videos!




    **GitHub, Inc. [US]** | <https://github.com/infinitered/ignite/pull/1256>  

 **Open** **skellock** wants to merge 2 commits into `master` from `mst-docs`




 Conversation **2**  Commits **2**  Files changed **3**





**skellock** commented 9 days ago

**Owner** +   


This some prelim notes about the `mobx-state-tree` document that **@robinheinze** and I are putting together.

   Adds mst documentation overview ✓ 5f73f4b





 **GantMan** approved these changes 9 days ago

**View changes**



**robinheinze** commented 9 days ago

**Member** +  

I think 2 documents should come out of this.

1. A new `project-structure.md`, replacing <https://github.com/infinitered/ignite/blob/master/docs/quick-start/project-structure.md>. This is where we'll detail our new directory structure, along with our (IR's) specific patterns around MST.

# Another Conference App





# What are you gonna do?

- Reason Boilerplate?
- GraphQL Boilerplate?
- LOLCats?

# Special Thanks to:



**Justin Huskey**

Design Lead

@justinhuskey



**Cindy Nguyen**

Designer

@cindythuyvan



**Steve Kellock**

Senior Software Engineer

@skellock



**Kevin Vangelder**


Software Engineer

@kevinvangelder

# Want More React Native?


[ReactNativeNewsletter.com](https://reactnativenewsletter.com)

# Just want code?



## React Native Apps

A Curated List of Open Source React Native Apps



<https://github.com/ReactNativeNews/React-Native-Apps>

# Conferences

## React Native EU 2018

September 5-6th 2018

Workshops - September 3-4th

Wroclaw, Poland



Powered by  
**{callstack}**

📅 13-15 SEPTEMBER 2018. 📍 ALICANTE, SPAIN

# REACT ALICANTE

The international **React.js** conference in **Spain**

[GET TICKETS](#)

# Conferences



The banner features a dark blue background with a stylized city skyline on the right and a green taxi on the left. The Infinite Red logo, consisting of two interlocking circles, is centered at the top. Below the logo, the text 'INFINITE RED' is written in white. The main title 'Infinite Red Presents: Chain React 2018' is in large green letters. Below this, the event details are split into two columns: 'WORKSHOPS JULY 11TH, 2018' and 'CONFERENCE JULY 12-13TH, 2018'. At the bottom, a purple bar contains the text 'MORE INFO AT: INFINITE.RED/CHAINREACTCONF'.

  
INFINITE RED

**Infinite Red Presents:  
Chain React 2018**

WORKSHOPS  
**JULY 11TH, 2018**

CONFERENCE  
**JULY 12-13TH, 2018**

MORE INFO AT: [INFINITE.RED/CHAINREACTCONF](https://infinite.red/chainreactconf)

Discount code - FINLANDCR18

# Learn More

- Join our Slack: **community.infinite.red**
- Read our Medium blog: **shift.infinite.red**
- Talk to me! (medium/twitter/life)



# Thank you, Infinite Red



**Todd Werth**

Founder & CEO

@twerth



**Ken Miller**

Founder & CFO/CTO

@seriousken



**Jamon Holmgren**

Founder & COO

@jamonholmgren

# In Summation

- **React Native is Easy (now)**
- **Give Ignite a Try**
- **Tweet at me and my bosses**
- **Read about React Native on Medium**
- **ReactNative.cc Newsletter**
- **Join our Community!**

# Contributors!

<https://github.com/infinitered/ignite>

- 7,750+ Stars on GitHub 🌟
- 87 Contributors
- Awesome feedback!

# Thanks, ReactFinland!



@GantLaborde

Slides: <https://slides.com/gantlaborde/bowser/>