



Learning through doing

Finding your way to contributing in open source projects

 @RCheesley



Ruth Cheesley (she/her)

Mautic Project Lead

ruth.cheesley@mautic.org

speaking.ruthcheesley.co.uk

for slides, recordings, links and resources

Getting started in open source.

What we're going to cover today

1.

What is open source, and why might we want to consider contributing? How did I get started?

2.

How do you decide on what to contribute, and which project to get involved with?

3.

How do you actually contribute to an open source project? Let's have a go! [there will be homework!]





What do we mean by open source?

Share your thoughts in the chat...

“

The term open source refers to something people can modify and share because its design is publicly accessible.

Open source projects, products, or initiatives embrace and celebrate principles of open exchange, collaborative participation, rapid prototyping, transparency, meritocracy, and community-oriented development.

- opensource.com



Why contribute to open source?

What's your reason?



There are many reasons!

1.

Improve the tools that you rely on - fix bugs, help to add new features, improve the documentation, help them have a better web presence.

2.

Improve your own skills - work with people from around the world who are at the top of their game. Access mentoring and support to grow your abilities.

3.

Develop your reputation and career by working in the public and making a difference in the world. Develop friendships and learn leadership and management skills. Attract potential employers to you, rather than chase them!





Some interesting projects

Open source is not only about coding!



Wikihouse.cc. An open source architecture project that is created by a global community of architects, designers, engineers, scientists, organisers and entrepreneurs.

Aims to put the knowledge and tools to build beautiful, zero-carbon buildings into the hands of every citizen, community and business.



arduino.cc. An open source electronics platform based on easy-to-use hardware and software, intended for anyone creating interactive electronics-based projects.

Arduino's mission is to enable anyone to enhance their lives through accessible electronics and digital technologies. There was once a barrier between the electronics, design, and programming world and the rest of the world. Arduino has broken down that barrier.



Joomla.org. An open source Content Management System (CMS) which allows you to build powerful, dynamic websites and applications primarily for publishing web content.



Aims to be the most flexible, extendable platform which enables web creators to build powerful websites and applications with a free and open source community-powered platform.



mautic.org. An open source Marketing Automation tool which empowers marketers to learn about their customers and personalise their communications across multiple different channels to develop a trusted relationship with the individual.

Aims to enable marketers to free their marketing through fully open source, customisable marketing automation tool which delights both the user and the customer alike.



My journey to contributing in open source

From user to complainer to contributor!

HOW I GOT TO HERE

NOT THE TRADITIONAL ROUTE!



PHYSIOTHERAPY

Started out doing Sport Science then Physiotherapy at Uni - tech was never a career suggested despite being geeky!

Photo by [Toa Heftiba](#) on [Unsplash](#)



IT / WEB DEV

Worked part time jobs at uni on a computer helpdesk, got a job as an IT Technician and then health data analyst, then created a digital agency doing web design

Photo by [Taylor Vick](#) on [Unsplash](#)



COMMUNITY

Volunteered in Open Source communities (documentation, user groups, writing content) resulting in leadership roles in several communities

Photo by [Ekke Guembel](#)




2003

Started using open source tools (Knoppix, Ubuntu, ClamAV, HijackThis) to fix infected computers for other students while at Uni, as 'Essex Virus Removals'.

2008

Needing to pay off loans from University, I started building Joomla! websites and freelancing alongside work.


2012

Started working with Joomla as my main occupation and proposed my first talk for the Joomla World Conference in San Jose (supported by Passport to Export scheme) - joined GitHub! 

2007

My first job in IT after graduating as a physio! Working in a school as an IT Technician, I was asked to rebuild the website. Came across Content Management Systems (Drupal, Joomla!) and started using Joomla.

2009

Started a local Joomla user group  as I wanted to meet other Joomla users and find ways to do things / have people to ask when I got stuck.

We met monthly and quickly gained a committed group of members.

2013

★ Created my first bug report on GitHub! Invited to join the Joomla Community Leadership Team to support User Groups and Marketing.

2015

★ Raised my first issue and PR for Mautic - a project that has just launched and which I used for clients in our Digital Agency.

2020

★ Stepped up to Mautic Project Lead after the founder decided to step back from involvement with the project. Led my first release, established our community governance model, teams and values. ★

2014

★ Created my first PR at a Pizza, Bugs and Fun event to fix a bug in Joomla, which was merged the day after it was submitted! 🥳

★ Joined the Joomla Marketing Team.

2019

Started work at Acquia as Mautic Community Manager, helping the open source community to establish its own governance and autonomy from the corporate entity which was acquired by Acquia in 2019.



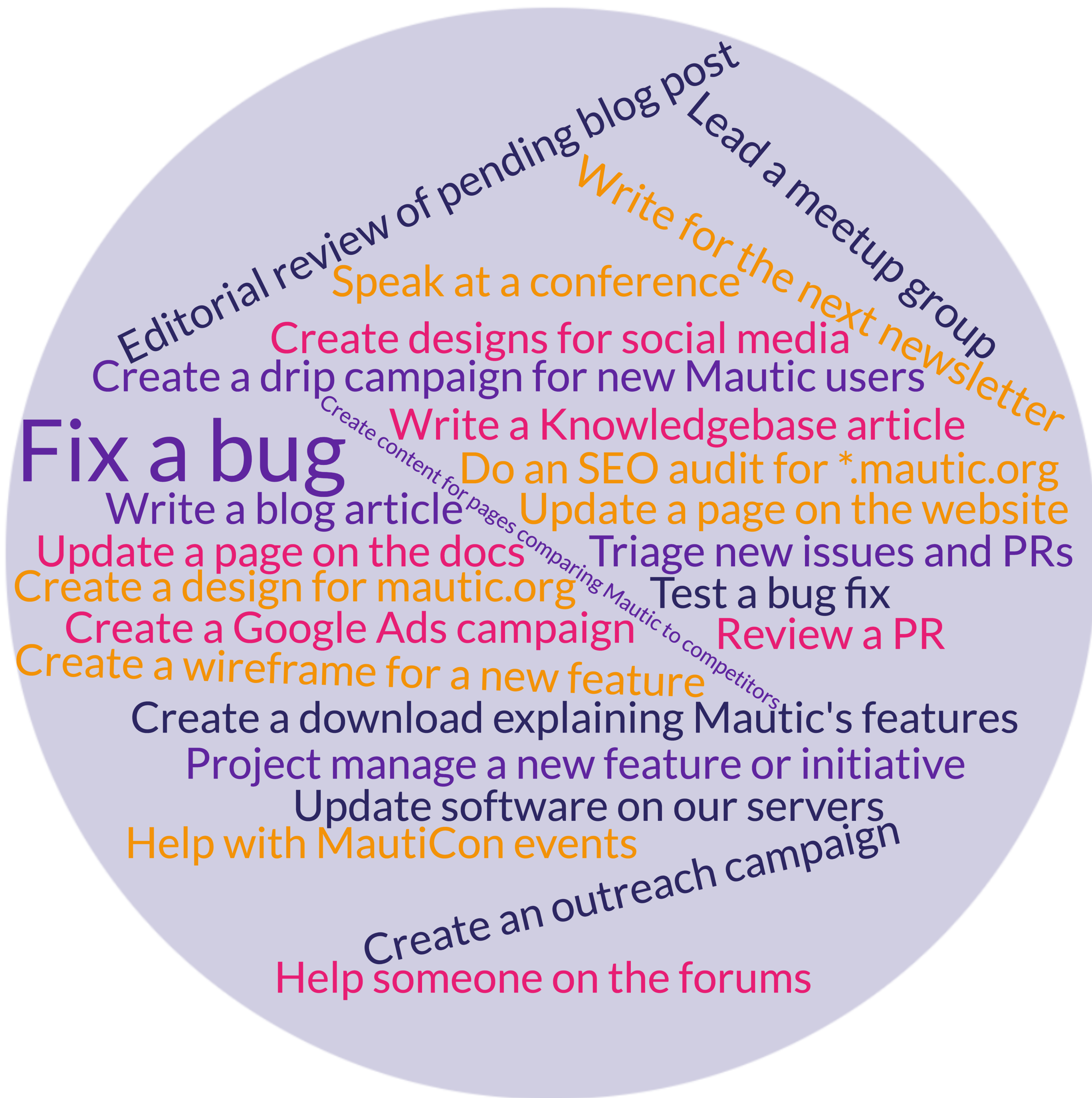
Ways you could contribute

The sky is the limit!

“

“Ask not what your ~~country~~ open source project can do for you - ask what you can do for your ~~countrymen~~ open source project.”







Finding a project

Deciding where you want to contribute

Three things I look for in a project

1. Cool (to you!)

2. Culture and Community

3. Contribution guide



Useful resources.

firsttimersonly.com

Packed with useful information to help first-time contributors find projects and issues to work on.

firstcontributions.github.io

A tutorial where you make a contribution to this project - perfect for learning how the GitHub contributions workflow works.

opensource.guide/how-to-contribute

Great resources to help you find your way in making your first contributions.



Getting started.

Check the contribution guidelines [.github/CONTRIBUTING.md](#)

Join the community

Synchronous chat - eg Slack, Discord, IRC etc
Mailing lists

Find an issue or project to work on

Issue queue (may not be on GitHub)
Raise the issue and state you would like to work on it
Join the new contributors chat and ask for a task





Top tips

1.

Ask for help early!

2.

Be clear with your descriptions of what you have done, and how people should review or check your work

3.

Consider also helping with reviewing the work of others





Let's get started!

Live contribution time!

Fix a docs bug with DDEV.

<https://github.com/drud/ddev/issues/4034>



Test a bug fix in Mautic.

<https://github.com/mautic/mautic/pull/11352>

<https://github.com/mautic/mautic/pull/11346>





Ruth Cheesley (she/her)

Mautic Project Lead

What questions can I answer?

ruth.cheesley@mautic.org

speaking.ruthcheesley.co.uk

for slides, recordings, links and resources