

# Ruter Design System

A design system for public transport

12.2.2019

Christian Nordström, Design Manager, Ruter

Ingrid Hagelund, Designer, Making Waves

Ronny Siikaluoma, Designsystem Lead, Making Waves

Ruter#



60+

Ruter #



remember.

EinterQuest

Ruter#

Ruter#



50%

Ruter#

19 Majorstuen  
sluer 7 min


19 Ma



31 Fornebu 14:35

|       |   |                                |
|-------|---|--------------------------------|
| 5 min | ↑ | Rosenhoff                      |
|       |   | 17 31E 33 301 302 321 343      |
| 3 min |   | Sinsen T                       |
|       |   | 4 5 33 301 302 321 343         |
| 2 min | ● | Sinsenkrysset                  |
|       |   | 17 23 24 33 38 301 302 321 343 |

# DIGITAL

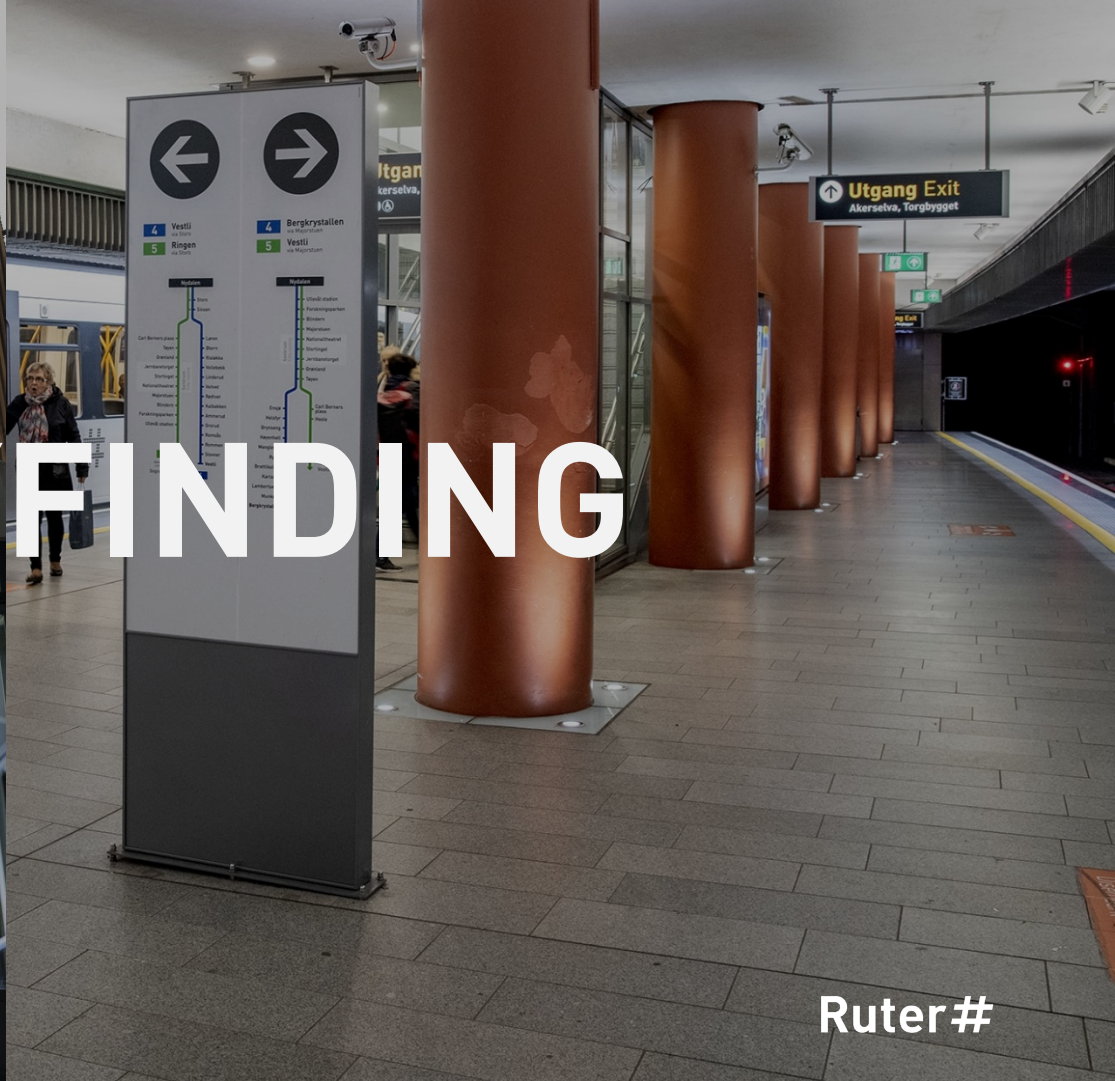


Ruter #



# VEHICLES

Ruter#



# WAYFINDING

Ruter#



# J INDUSTRIAL



Ruter #



### Jernbanetorget knutepunkt Interchange # i

Reisemål A-Å Destinations

Finne plattform Find your platform

Linjer Services

Ruter #

### N140 Oslo bussterminal

Busstoppet N140 Oslo bussterminal

| Linje | Retning | Stoppested | Linje | Retning | Stoppested |
|-------|---------|------------|-------|---------|------------|
| 1     | Øst     | Østtorg    | 11    | Vest    | Østtorg    |
| 2     | Øst     | Østtorg    | 12    | Vest    | Østtorg    |
| 3     | Øst     | Østtorg    | 13    | Vest    | Østtorg    |
| 4     | Øst     | Østtorg    | 14    | Vest    | Østtorg    |
| 5     | Øst     | Østtorg    | 15    | Vest    | Østtorg    |
| 6     | Øst     | Østtorg    | 16    | Vest    | Østtorg    |
| 7     | Øst     | Østtorg    | 17    | Vest    | Østtorg    |
| 8     | Øst     | Østtorg    | 18    | Vest    | Østtorg    |
| 9     | Øst     | Østtorg    | 19    | Vest    | Østtorg    |
| 10    | Øst     | Østtorg    | 20    | Vest    | Østtorg    |

Merknader/Notes

Billettvalg: T-banegjennomgang

Informasjon: Informasjon ruter.no, tlf. 177, net. i-471.815.50.17q

Ruter #

# PRINT

Kjøp billett med RuterBillett-appen  
Buy tickets with RuterBillett app!

### Ringens 6



**Her kan du kjøpe billett**  
Where to buy tickets

- RuterBillett-app For iPhone / Android
- Billettautomater, kundesenter og kiosker med billettsalg Ticket machines, customer centres and kiosks with ticket sales

**Reiseinformasjon**  
Travel information

- Taxi: Blir du mer enn 20 minutter forsinket fordi vi ikke er i rute, dekker vi taxi på inntil kr 550. Spar kvitteringen, gå til ruter.no og fyll ut refusjonsskjemaet. If you are delayed for more than 20 minutes due to delays on our part, we will cover your taxi expenses up to NOK 550. Retain your receipt, go to ruter.no and complete the taxi refund form.
- Barnepris for sykkel: Gratis på T-banen utenom rushtiden kl. 07-09 og kl. 15-18, mandag til fredag. Children's fare for bicycles. Free on the Metro, except at peak hours from 07-09 and 15-18 Monday to Friday.

**Betaler du om bord på buss eller blir det dyrere, og det er kun mulig å betale med kontanter inntil kr 200.**  
If you buy a ticket on board a bus or ferry, you must pay an onboard surcharge. Cash payment only up to 200 NOK.

**Gyldig billett kreves om bord. Gebyr ved kontroll kr 1150. Ved direkte betaling er gebyret kr 950.**  
A valid ticket is required on board. Fine at inspection 1150 NOK. If the fine is paid directly, the price is 950 NOK.

# Ruter #

Taxi, 7-Eleven, Deli, Lura, MIX, NARVESEN

Ruter #



# SERVICE DESIGN



Ruter#



# MARKETING

# Ruter Sponsored

Hvis du kunne jobbet med absolutt hva som helst i sommer, hva ville det vært? Søk nå! 🙌

vi kan plukke jordbær og servere de med fløte og sukker.

sommerjobb.ruter.no  
Lag din egen sommerjobb! [LEARN MORE](#)

75 4 Comments 2 Shares

Like Comment Share

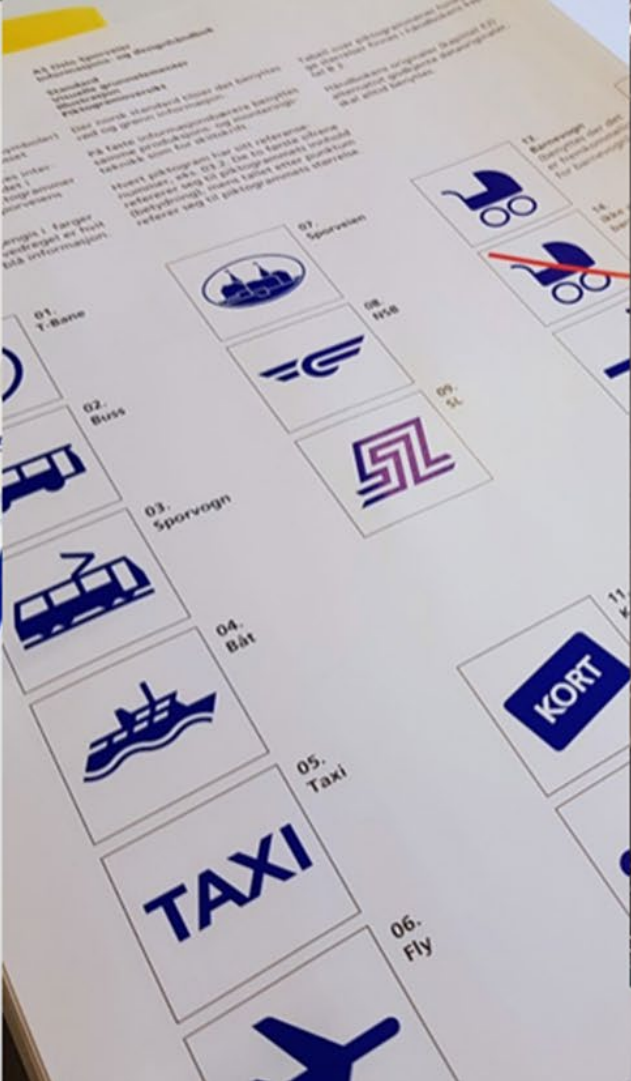


Ruter#



# EXPERIENCE

Ruter#



Ruter#



### Introduksjon

Før du tar i bruk Ruters designmanual oppfordrer vi deg til å lese bakgrunnen for vår visuelle identitet og hva vi ønsker at den skal uttrykke.



### Ruters profil

Ruters profil gir deg tilgang til alle designelementer, originalfiler samt brukerveiledning. Denne delen omfatter også informasjonsflater og -kanaler der Ruter som selskap er avsender.



### Trafikantinformasjon og markedsføring

Her finner du maler og retningslinjer for utforming av trafikantinformasjon og markedskommunikasjon.



### Transportmidler


Her finner du standarder og brukerveiledning for profilering og merking av våre transportmidler, inkl. retningslinjer for interiør og informasjon om bord



### Stoppsteder og stasjoner

Her finner du standarder for bygging og skilting av våre stoppesteder og stasjoner.

# OUTDATED



# Defining

Ruter #

## DESIGN SYSTEM MATURITY



### Living Design System

A process built into the organization



### Automatic

Reusable components as part of application build process

Hard-to-cross «chasm» for most organizations



### Manual Style Guide

Simple copy/paste code snippets



### Static

One-time PDF with brand guidelines



### Inconsistency

The lack of a design system

# Ruter#



## DESIGN SYSTEM MATURITY



### Living Design System

A process built into the organization



### Automatic

Reusable components as part of application build process

Hard-to-cross «chasm» for most organizations



### Manual Style Guide

Simple copy/paste code snippets



### Static

One-time PDF with brand guidelines



### Inconsistency

The lack of a design system

# Ruter#

## DEFINING THE DESIGN SYSTEM

### **Product**

*What is offered?*

## DEFINING THE DESIGN SYSTEM

### **Product**

*What is offered?*

UI Kits

Code components

Documentation

## DEFINING THE DESIGN SYSTEM

### **Operations**

*How to cooperate?*

Planning

Tools

Communication

Management

### **Product**

*What is offered?*

UI Kits

Code components

Documentation

## DEFINING THE DESIGN SYSTEM

*“Ruter Design System consists of tools, components, guidelines and processes that enable teams to create rich, cohesive and meaningful experiences.”*



# Tools


Ruter #

## TOOLS



**RuterBrand**

<https://ruter.frontify.com>



**RuterComponents**

<https://components.ruter.as>



Velkommen

Innhold og struktur

Om oss

Våre verdier

Designmetodikk

Designprinsipper

Visuell identitet

Logo

Farger

Primærfarger

Sekundærfarger

Farger på transportmidler

Typografi

Bilder

Ikoner

Stil og tone

Språk

Navn og skrivemåter

# Farger

COLOR SWATCHES  
ASE, LESS, SCSS



## Primærfarger

Ruters hovedfarger er Red 40 og Anthracite 40. De skal alltid stå sammen med netterkssymbolet når Ruter er avsender. Fargene kan også hver for seg dekke hele flater. Men for å unngå at uttrykket blir for tungt, bør du være forsiktig hvis du bruker begge samtidig.



**Anthracite 40 (base)**  
HEX #332941  
RGB 51, 57, 65  
CMYK 40, 20, 0, 80  
RAL 7016  
PMS 432  
NCS S8005 B200



**Red 40 (base)**  
HEX #E60000  
RGB 230, 0, 0  
CMYK 0, 100, 100, 0  
RAL 3020  
PMS 485  
NCS S1085 Y90R

## Sekundærfarger

Ruters sekundærpallett skal støtte opp den visuelle identiteten og hovedfargene. Fargene brukes i små mengder og skal aldri dekke hele flater.



**Azure 40 (base)**  
HEX #00BFFF  
RGB 11, 145, 239  
CMYK 85, 15, 0, 0  
RAL 240 40 40  
PMS 299  
NCS S 1560 RY00



**Blue 40 (base)**  
HEX #003387  
RGB 0, 48, 135  
CMYK 10, 40, 0, 0  
RAL 5002  
PMS 213  
NCS S 3560-R80B



**Granite 40 (base)**  
HEX #808080  
RGB 170, 170, 180  
CMYK 5, 0, 0, 40  
RAL 820-2  
PMS 429  
NCS S2005 R80B



**Green 40 (base)**  
HEX #76A530  
RGB 118, 163, 0  
CMYK 40, 0, 100, 0  
RAL Linden 4800 12E33  
PMS 376  
NCS S1075 G40Y



**Orange 40 (base)**  
HEX #EC7000  
RGB 236, 112, 12  
CMYK 0, 60, 100, 0



**Violet 40 (base)**  
HEX #802080  
RGB 130, 44, 136  
CMYK 60, 90, 0, 0



**Yellow 40 (base)**  
HEX #FFC000  
RGB 255, 200, 0  
CMYK 0, 20, 0, 100





GRID

Grid Container

Grid Row

Grid Col

FORMS

Checkbox

Checkbox List

Checkbox Group

Checkbox Button

Checkbox Button Group

Field Message

Fieldset

Form Block

Form Group

Help Text

Input

Input Group

Label

Radio

Radio List

Radio Button

Radio Button Group

Select

Select Group

Slider

Slider Group

Stepper

Input Stepper

Switch

Switch Group

Switch List

Text Area

Text Area Group

BUTTONS

Button

Button Group

DROPDOWN

## Checkbox

```
import { checkbox } from '@ruter/zds-components';
```

Use checkboxes to let the users pick a **single** option or **multiple** options.

### Props and methods for Checkbox

| Prop name | Type   | Default  | Description            |
|-----------|--------|----------|------------------------|
| value     | string | Required | The value of the input |

[+ Click to expand](#)

### Basic usage

 Bus

[VIEW CODE](#)

### Reversed

 Boat

[VIEW CODE](#)

### Justified

 Tram

[VIEW CODE](#)

### Reversed and Justified

 Metro

[VIEW CODE](#)

### On this page:

[Basic usage](#)

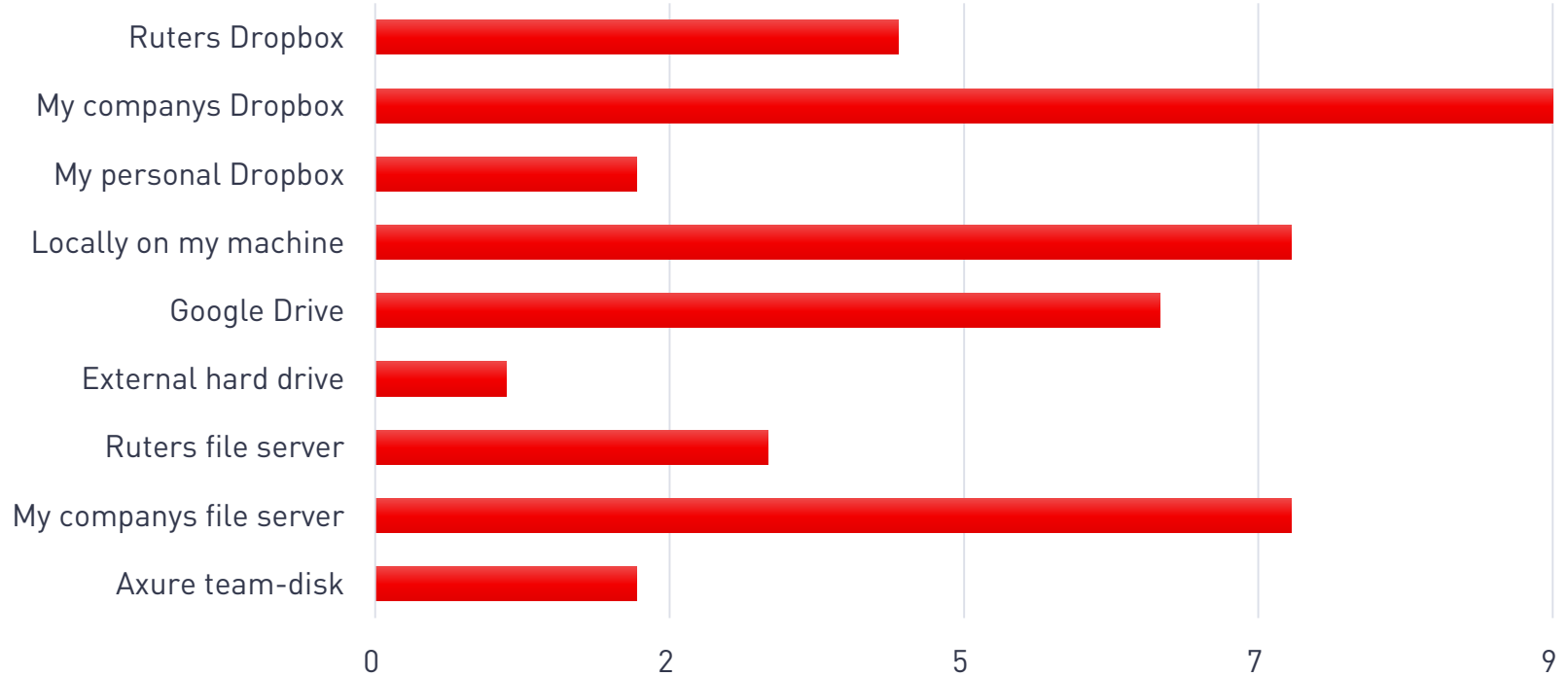
[Reversed](#)

[Justified](#)

[Reversed and Justified](#)

[With Error](#)

## WHERE DO YOU SAVE YOUR DESIGN FILES?



TOOLS



Abstract




Sketch Libraries



Sketch App

## TOOLS




React



Sass


TOOLS



React



Sass



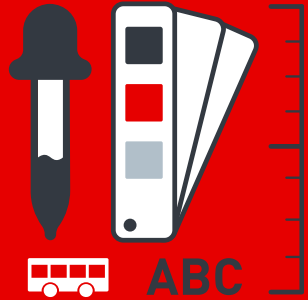
Lerna



Webpack



Babel



# Essentials

Ruter #

A top-down view of a desk cluttered with various design and color reference materials. In the center, the word "COLOR" is written in large, white, sans-serif capital letters. Surrounding it are several color swatch books: a Pantone color guide with a white cover and a colorful abstract pattern, a RAL D2 Design color chart with an orange cover, and a stack of PMS 2995 color swatches with a blue cover. Other swatch books include one with a white cover labeled "Ruter#" and another with a grey cover also labeled "Ruter#". There are also loose sheets of color swatches in various colors like blue, green, and yellow. In the background, a black keyboard, a pair of black headphones, and a clear plastic water bottle with a blue label are visible on the desk. The overall scene suggests a creative workspace focused on color selection and design.

# COLOR












































































Ruter#

## COLORS





|                      |                      |                      |                      |                           |                      |
|----------------------|----------------------|----------------------|----------------------|---------------------------|----------------------|
| <b>Aa</b><br>#1B2733 | <b>Aa</b><br>#3d464d | <b>Aa</b><br>#2895F1 | <b>Aa</b><br>#0bacff | fff                       | white                |
| <b>Aa</b><br>#007ee5 | <b>Aa</b><br>#47525d | <b>Aa</b><br>#368EFF | <b>Aa</b><br>#007EC1 | <b>Aa</b><br>#bcc3c8      | <b>Aa</b><br>inherit |
| <b>Aa</b><br>#999    | <b>Aa</b><br>#3d454d | <b>Aa</b><br>#D46D6D | <b>Aa</b><br>#C39D02 | <b>Aa</b><br>#1BA84E      | <b>Aa</b><br>#aaa    |
| <b>Aa</b><br>#000    | <b>Aa</b><br>#d43b38 | <b>Aa</b><br>#767676 | <b>Aa</b><br>#0070E0 | <b>Aa</b><br>#75828d      | <b>Aa</b><br>#5c5c5c |
| <b>Aa</b><br>#7b8994 | <b>Aa</b><br>#888    | <b>Aa</b><br>#161616 | <b>Aa</b><br>#996a00 | <b>Aa</b><br>#99282b      | <b>Aa</b><br>#c30    |
| <b>Aa</b><br>#e82110 | <b>Aa</b><br>#777    | <b>Aa</b><br>#ccc    | <b>Aa</b><br>#CCC    | <b>Aa</b><br>#929BA0      | <b>Aa</b><br>black   |
| <b>Aa</b><br>#666666 | <b>Aa</b><br>#555    | <b>Aa</b><br>#222    | <b>Aa</b><br>#1145cc | <b>Aa</b><br>#666         | <b>Aa</b><br>#adadad |
| <b>Aa</b><br>#6fb00  | <b>Aa</b><br>#07c    | <b>Aa</b><br>#ee908f | <b>Aa</b><br>#bbb    | <b>Aa</b><br>#444         | <b>Aa</b><br>#7a8b9a |
| <b>Aa</b><br>#46cc9c | <b>Aa</b><br>#637282 | <b>Aa</b><br>#6A7C8F | transparent          | <b>Aa</b><br>#D62C0B      | <b>Aa</b><br>#47525D |
| <b>Aa</b><br>#82888D | <b>Aa</b><br>#C1C7CD | <b>Aa</b><br>#536170 | <b>Aa</b><br>#921515 | <b>Aa</b><br>#000000      | <b>Aa</b><br>#4c545a |
| <b>Aa</b><br>#c1c7cd | <b>Aa</b><br>#1b2733 | <b>Aa</b><br>#007af5 | <b>Aa</b><br>#005d9d | <b>Aa</b><br>currentColor | <b>Aa</b><br>#0070e0 |
| <b>Aa</b><br>#f7f9fa | <b>Aa</b><br>#8a8a8a | <b>Aa</b><br>#a1a1a1 | <b>Aa</b><br>#737373 | <b>Aa</b><br>#e5e5e5      | <b>Aa</b><br>#ed7a9f |
| <b>Aa</b><br>#2c683f | <b>Aa</b><br>#d0d4d9 | <b>Aa</b><br>#48ac56 |                      |                           |                      |

|   |   |  |  |   |  |   |  |   |   |
|---|---|--|--|---|--|---|--|---|---|
|  #007ee5                    |  #47525d                     | transparent  |  #0095ff     |  #0070e0                    |  #D62C0B                   |  #3d464d                    |  #f0f0f0                 |  #2895f1                    |  #0070e0                |
|  #f0f0f0                 |  #ffffe4                  |  #a0f7ad            |  #ffff    |  #7766a                  |  rgb(99, 114, 130, 0.5) |  #0070e0                 |  #007af5              |  #005d9d                 |  #99cfd3             |
|  rgb(255, 255, 255, 0.9) |  #ccc                     |  #f7f9fa            |  #000     |  #a4c6e0                 |  #a6a6a6                |  #d9d9d9                 |  #c0f0c0              |  #90ee90                 |  #333333             |
|  rgb(37, 40, 43, 0.6)    |  #99cfd3                  |  #ffcc99            |  #99d9ff  |  #c1c7cd                 |  #6a6a6a                |  #d9d9d9                 |  #ffcc99              |  #ff9966                 |  #cc0000             |
|  #f0a3a3                 |  #c0e0fa                  |  rgb(0, 0, 0, 0.5)  |  #f0f0f0  |  rgb(204, 230, 250, 0.5) |  #a6a6a6                |  #0095ff                 |  rgb(170, 77, 0, 0.3) |  #333333                 |  rgb(23, 23, 0, 0.2) |
|  #3498db                 |  #eee                     |  #ffeb3b            |  #f0f0f0  |  rgb(23, 23, 23, 0.4)    |  rgb(23, 23, 23, 0.8)   |  rgb(115, 115, 115, 0.4) |  inherit              |  rgb(208, 212, 217, 0.7) |  #72bde8             |
|  #f0f0f0                 |  #f4f4ff                  |  black              |  #77d9ff  |  rgb(0, 170, 77, 0.6)    |  #f0a3a3                |  #7b8994                 |  #996a00              |  #cc0000                 |   |
|  #f0f0f0                 |  rgb(233, 244, 255, 0.55) |  #ffeb3b            |  #d0e0c0  |   |  |   |  |   |   |
|  #34495e                |  #1b2733                 |  rgb(0, 0, 0, 0.2) |  #e6e6e6 |   |  |   |  |   |   |

**CSS Stats**  
<https://cssstats.com/>

## COLORS

|               |                      |                  |                  |                 |                 |                |                  |                   |
|---------------|----------------------|------------------|------------------|-----------------|-----------------|----------------|------------------|-------------------|
| Red 10        | Anthracite 10        | Orange 10        | Yellow 10        | Green 10        | Azure 10        | Blue 10        | Violet 10        | Granite 10        |
| Red 20        | Anthracite 20        | Orange 20        | Yellow 20        | Green 20        | Azure 20        | Blue 20        | Violet 20        | Granite 20        |
| Red 30        | Anthracite 30        | Orange 30        | Yellow 30        | Green 30        | Azure 30        | Blue 30        | Violet 30        | Granite 30        |
| Red 40 (base) | Anthracite 40 (base) | Orange 40 (base) | Yellow 40 (base) | Green 40 (base) | Azure 40 (base) | Blue 40 (base) | Violet 40 (base) | Granite 40 (base) |
| Red 50        | Anthracite 50        | Orange 50        | Yellow 50        | Green 50        | Azure 50        | Blue 50        | Violet 50        | Granite 50        |
| Red 60        | Anthracite 60        | Orange 60        | Yellow 60        | Green 60        | Azure 60        | Blue 60        | Violet 60        | Granite 60        |
| Red 70        | Anthracite 70        | Orange 70        | Yellow 70        | Green 70        | Azure 70        | Blue 70        | Violet 70        | Granite 70        |
| Red 80        | Anthracite 80        | Orange 80        | Yellow 80        | Green 80        | Azure 80        | Blue 80        | Violet 80        | Granite 80        |
| Red 90        | Anthracite 90        | Orange 90        | Yellow 90        | Green 90        | Azure 90        | Blue 90        | Violet 90        | Granite 90        |
| Red 100       | Anthracite 100       | Orange 100       | Yellow 100       | Green 100       | Azure 100       | Blue 100       | Violet 100       | Granite 100       |


## Color Contrast Calculator

Use this calculator to find out if your Ruter color combinations are within legal requirements.

18pt = 24px, 14pt = 21px


Background

NEUTRAL WHITE | #ffffff



Foreground

NEUTRAL 15 | #262626



↕

AA

Passed!

15.13 YES!

AA 18pt+

Passed!

15.13 YES!

AAA

Passed!

15.13 YES!

AAA 18pt+

Passed!

15.13 YES!

Copy current colors

| Layer  | HEX                                  | SCSS   | JSON   |
|--|--------------------------------------|--|--|
| <input type="checkbox"/> Background            | <input type="text" value="#ffffff"/> | <input type="text" value="\$color-neutral-white"/> | <input type="text" value="COLOR_NEUTRAL_WHITE"/> |
| <input checked="" type="checkbox"/> Foreground | <input type="text" value="#262626"/> | <input type="text" value="\$color-neutral-15"/>    | <input type="text" value="COLOR_NEUTRAL_15"/>    |



# DESIGN TOKENS

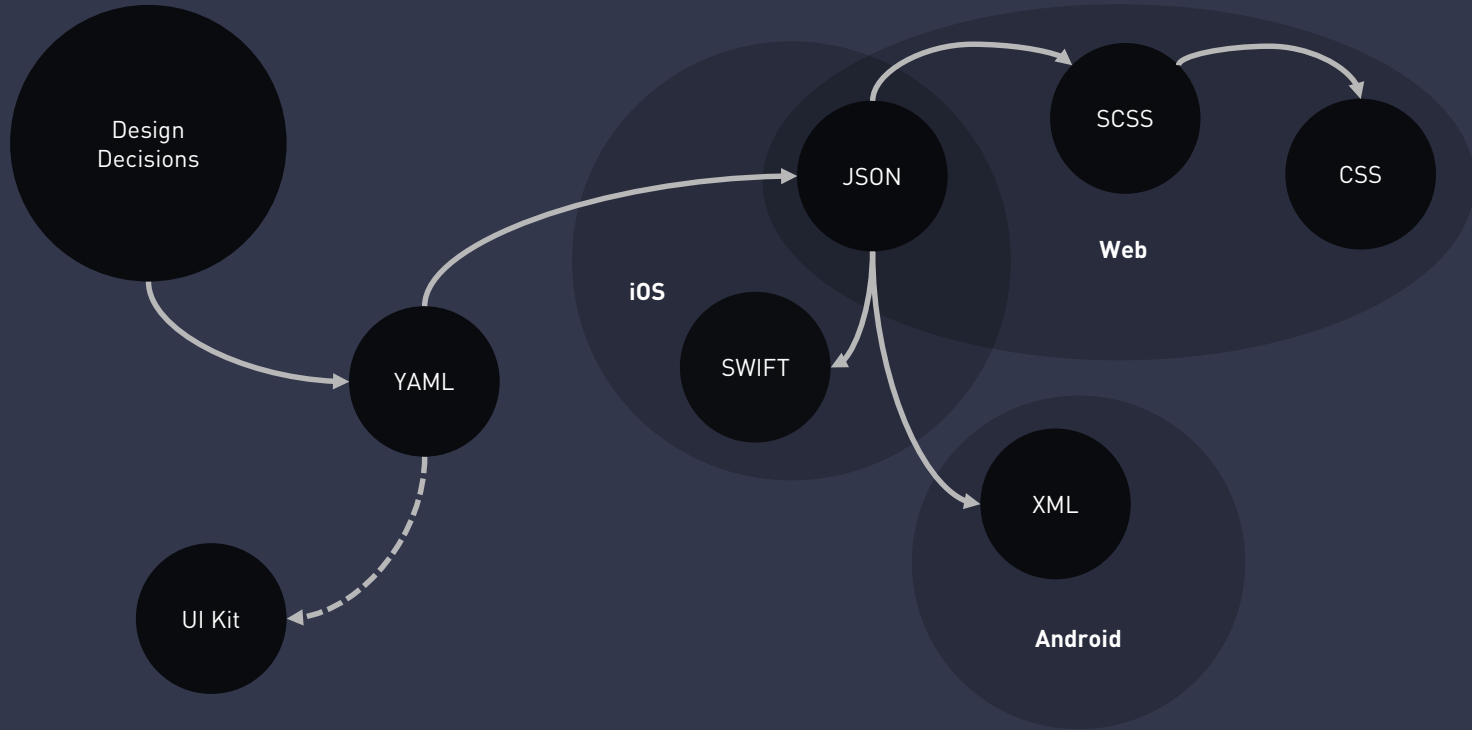
Ruter#

## COLORS AS DESIGN TOKENS

### YAML

```
COLOR_RED_10: "#A20000"  
COLOR_RED_20: "#B80000"  
COLOR_RED_30: "#D60606"  
COLOR_RED_40: "#E60000"  
COLOR_RED_50: "#EB3333"  
COLOR_RED_60: "#ED4D4D"  
COLOR_RED_70: "#F28181"  
COLOR_RED_80: "#F7B3B3"  
COLOR_RED_90: "#FACDCD"  
COLOR_RED_100: "#FDEBEB"
```

# DESIGN TOKENS



## COLORS AS DESIGN TOKENS

### YAML

```
COLOR_RED_10: "#A20000"  
COLOR_RED_20: "#B80000"  
COLOR_RED_30: "#D60606"  
COLOR_RED_40: "#E60000"  
COLOR_RED_50: "#EB3333"  
COLOR_RED_60: "#ED4D4D"  
COLOR_RED_70: "#F28181"  
COLOR_RED_80: "#F7B3B3"  
COLOR_RED_90: "#FACDCD"  
COLOR_RED_100: "#FDEBEB"
```

### SCSS

```
$colors-map: (  
  'color-red-10': (#A20000),  
  'color-red-20': (#B80000),  
  'color-red-30': (#D60606),  
  'color-red-40': (#E60000),  
  'color-red-50': (#EB3333),  
  'color-red-60': (#ED4D4D),  
  'color-red-70': (#F28181),  
  'color-red-80': (#F7B3B3),  
  'color-red-90': (#FACDCD),  
  'color-red-100': (#FDEBEB)  
);
```

### CSS

```
:root {  
  --color-red-10: #A20000;  
  --color-red-20: #B80000;  
  --color-red-30: #D60606;  
  --color-red-40: #E60000;  
  --color-red-50: #EB3333;  
  --color-red-60: #ED4D4D;  
  --color-red-70: #F28181;  
  --color-red-80: #F7B3B3;  
  --color-red-90: #FACDCD;  
  --color-red-100: #FDEBEB;  
}
```

A cosmic background featuring a vibrant blue and teal nebula in the upper center, surrounded by numerous stars and several planets. A large planet is visible in the lower-left, and a smaller one is in the lower-right. The overall scene is set against a deep black space.

# SPACING

Ruter #



57px, GLOBAL HEADER

35px, GLOBAL NAV BAR

# My Dashboard

17 enrollments - active only

FILTER

ACTIONS

Courses 13

FONT, LIST TITLE (Courses, etc.)  
Open Sans, Regular, 18px, #4b4b4b (75,75,75)

| Name               | Grade to Date | Progress                        | Overdue Activities |
|--------------------|---------------|---------------------------------|--------------------|
| AP Physics B Sem 1 | 91%           | <div style="width: 91%;"></div> | 22                 |
| AP Psychology      | 89%           | <div style="width: 89%;"></div> | 7                  |
| Chemistry Sem 1    | 85%           | <div style="width: 85%;"></div> | 10                 |
| AP Exam Review     |               |                                 | 40                 |

FONT, COLUMN HEADER (Name, etc.)  
Open Sans, Condensed Light, 14px, #30302f (48,48,47)

FONT, LIST ITEM (AP Physics B Sem 1, etc.)  
Open Sans, Light, 14px, #1964a8 (25,100,168)  
ROLLOVER: same, add UNDERLINE

- AP English Language and Composition Exam Review
- AP U.S. Government and Politics Exam Review
- AP U.S. History Exam Review

FONT, LIST TOOL TIP (Course:, AP Psych, etc.)  
Open Sans, Regular, 11px, Dark: #4b4b4b Light: #878787  
ROLLOVER: # 1964a8, add UNDERLINE

Course: AP Psychology

Classroom Name: AP Psychology

Teacher: Joe Smith

FILL: #ffffff (255,255,255)  
STROKE: # 878787 (135,135,135)  
DROPSHADOW: 4b4b4b (75,75,75) @ 22% opacity, 120 degrees, 1 distance, 2 size

720px, CONTENT

960px, FULL

COLUMN HEADER, FILL: # f4f5f6 (244,245,246)  
STROKE, 1px: # c2c2c2 (194,194,194)

FILL: # d94857 (217,72,87)  
ROLL: # c03f4d (192,63,77)

EMPTY GRAY: #e1e1e1 (225,225,225)

FILL: # 8cc065 (140,192,101)

ROLL: #78a456 (120,164,86)

FILL: # e8b10f (232,177,15)

ROLL: #d6a30e (214,163,14)

240px, SIDE BAR

[Hjem](#) > [MinSide](#) > Logg inn

## MinSide

### Allerede profil på MinSide?

Har du reisekort kan du opprette en profil på Min Side. Her kan du registrere og sperre reisekort, eller se oversikt over alle fakturaene dine.

#### Brukernavn (e-post)

#### Passord

[Glemt passord?](#)

### Ny bruker?

For å få en profil på MinSide må du registrere reisekortet ditt. Kortnummeret finner du på baksiden av reisekortet. Husk at kortet tidligst kan registreres 24 timer etter du har kjøpt det.

Du kan også opprette en bruker på MinSide for reisekort som allerede er registrert

#### Reisekortnummer (16 siffer)

## SPACING

NONE

XXXS

XXS

XS

S



M

L

XL

XXL

XXXL





VS



Pages: Page 1, Symbols, Page 1, Pixel, Spacing/M, Button/outline/..., Button/filled/su..., Form/inputfield..., Form/inputfield..., Form/inputfield..., Form/legend/bl...

# Informasjon om deg

Fornavn

M

Etternavn

E-post

Sketch Properties Panel: Position (48, 174), Size (358, 76), Transform (0°, 0°), Resizing (Fix Width, Fix Height), Prototyping (inputfield with label), Overrides (Label color: medium/black, Label text: Etternavn), Inputfield state (normal/placeholder text, Placeholder text (optional): Normann), Style (Opacity: 100%, Blending: Normal), Shadows.

```
.rds-mycomponent {  
  @include p(spacing-m);  
}
```

```
.rds-mycomponent {  
  @include pr(spacing-m);  
}
```

```
.rds-mycomponent {  
  @include my(spacing-xl);  
}
```

```
.rds-mycomponent {  
  padding: 1.5rem;           /* 24px */  
}
```

```
.rds-mycomponent {  
  padding-right: 1.5rem;    /* 24px */  
}
```

```
.rds-mycomponent {  
  margin-top: 3rem;         /* 48px */  
  margin-bottom: 3rem;     /* 48px */  
}
```

```
<MyComponent className="rds-p--xs">  
  My Component  
</MyComponent>
```

```
<MyComponent className="rds-p--xs rds-p--xl@1">  
  My Component  
</MyComponent>
```



## SPACING AS DESIGN TOKENS

### YAML

```
SPACING_NONE: '0px'  
SPACING_XXXS: '2px'  
SPACING_XXS: '4px'  
SPACING_XS: '8px'  
SPACING_S: '16px'  
SPACING_M: '24px'  
SPACING_L: '32px'  
SPACING_XL: '48px'  
SPACING_XXL: '64px'  
SPACING_XXXL: '128px'
```

### JSON

```
{  
  "SPACING_NONE": "0px",  
  "SPACING_XXXS": "2px",  
  "SPACING_XXS": "4px",  
  "SPACING_XS": "8px",  
  "SPACING_S": "16px",  
  "SPACING_M": "24px",  
  "SPACING_L": "32px",  
  "SPACING_XL": "48px",  
  "SPACING_XXL": "64px",  
  "SPACING_XXXL": "128px"  
}
```

### JS ARRAY

```
module.exports = [  
  {key: 'SPACING_NONE', value: '0px'},  
  {key: 'SPACING_XXXS', value: '2px'},  
  {key: 'SPACING_XXS', value: '4px'},  
  {key: 'SPACING_XS', value: '8px'},  
  {key: 'SPACING_S', value: '16px'},  
  {key: 'SPACING_M', value: '24px'},  
  {key: 'SPACING_L', value: '32px'},  
  {key: 'SPACING_XL', value: '48px'},  
  {key: 'SPACING_XXL', value: '64px'},  
  {key: 'SPACING_XXXL', value: '128px'}  
]
```

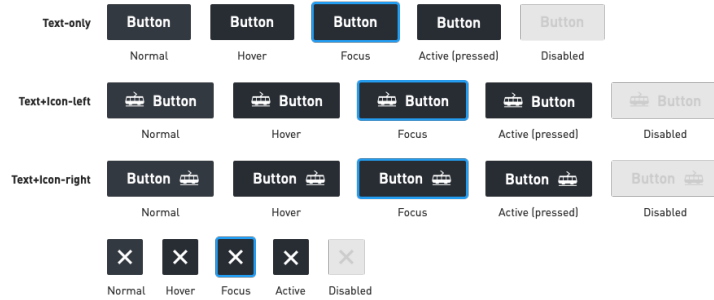




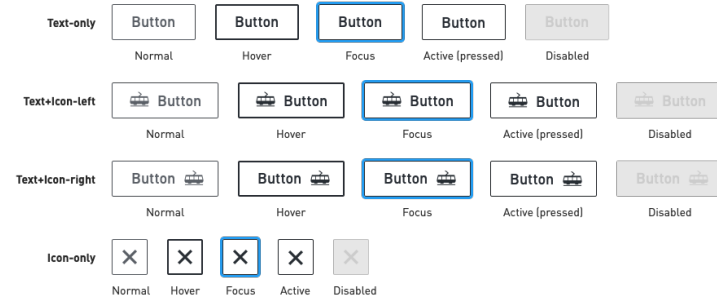
# COMPONENTS

Ruter#

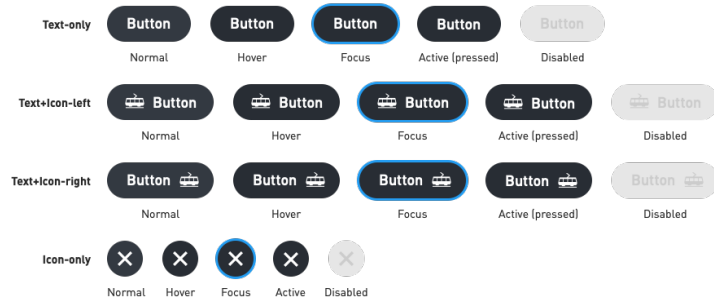
### Default: Square-shapes



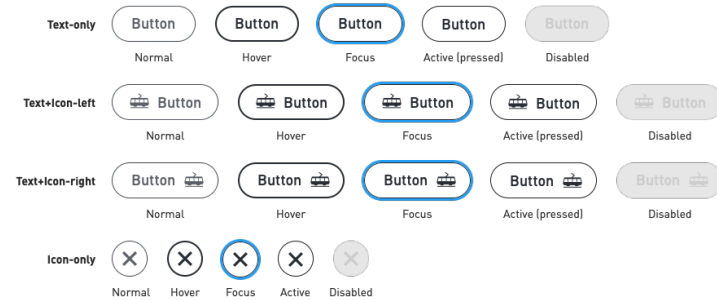
### Default: Square-shapes



### Default: Pill-shapes



### Default: Pill-shapes



## Block - Element - Modifier

```
.minifig  
.minifig__head  
.minifig__headgear  
.minifig__backpack  
.minifig__torso  
.minifig__legs
```



```
.minifig--red  
.minifig__head  
.minifig__headgear  
.minifig__backpack  
.minifig__torso  
.minifig__legs
```



```
.minifig--yellow-new  
.minifig__head  
.minifig__headgear  
.minifig__backpack  
.minifig__torso  
.minifig__legs
```



## Block - Element - Modifier

```
.minifig  
.minifig__head  
.minifig__headgear  
.minifig__backpack  
.minifig__torso  
.minifig__legs
```



```
.minifig--red  
.minifig__head  
.minifig__headgear  
.minifig__backpack  
.minifig__torso  
.minifig__legs
```

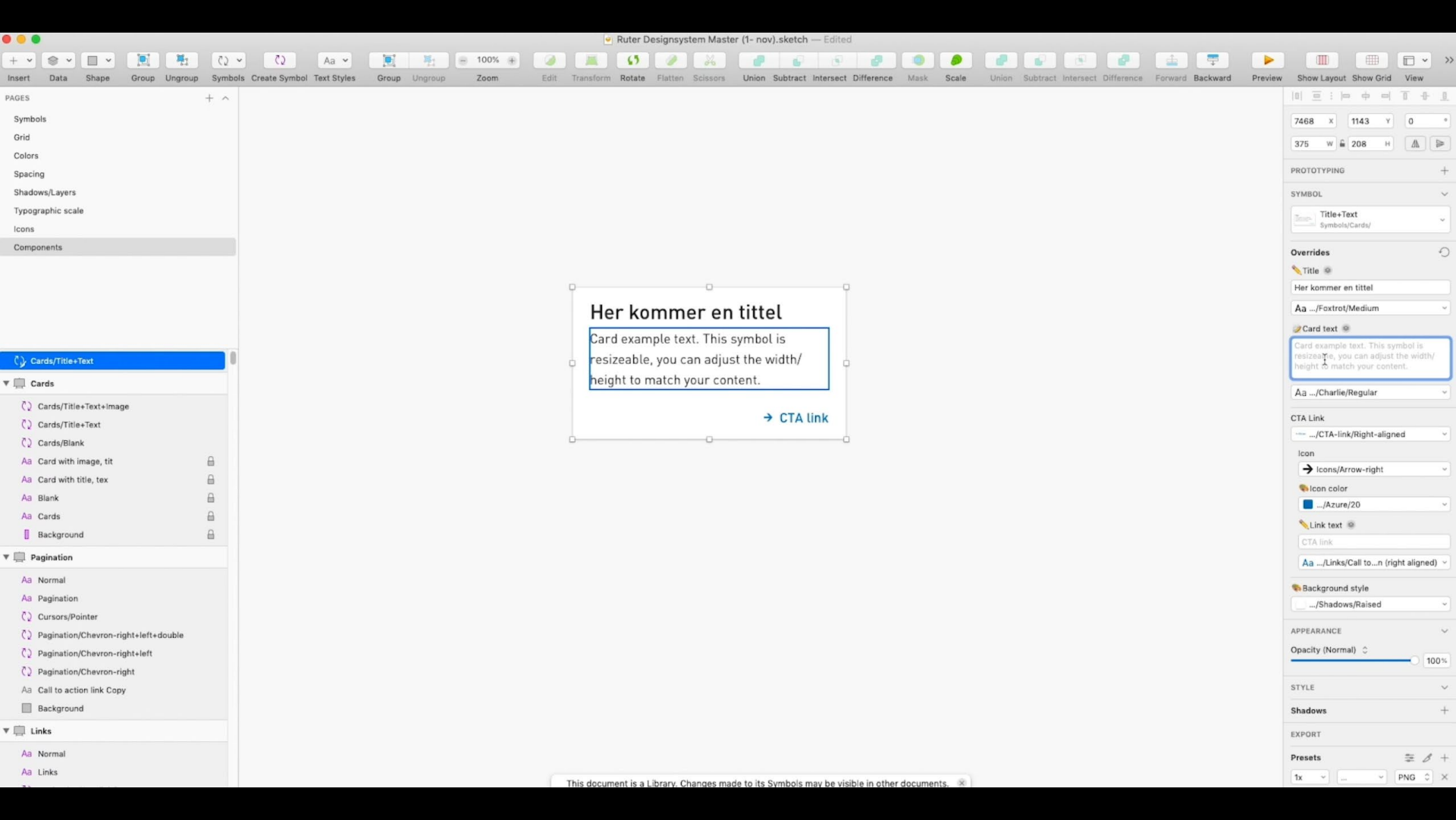


```
.minifig--yellow-new  
.minifig__head  
.minifig__headgear  
.minifig__backpack  
.minifig__torso  
.minifig__legs
```



```
.minifig--batman  
.minifig__head  
.minifig__headgear  
.minifig__backpack  
.minifig__torso  
.minifig__legs
```





Her kommer en tittel

Card example text. This symbol is  
resizeable, you can adjust the width/  
height to match your content.

→ CTA link

PAGES

- Symbols
- Grid
- Colors
- Spacing
- Shadows/Layers
- Typographic scale
- Icons
- Components

Demo

- Forms/Inputfield/Inputfield+L...

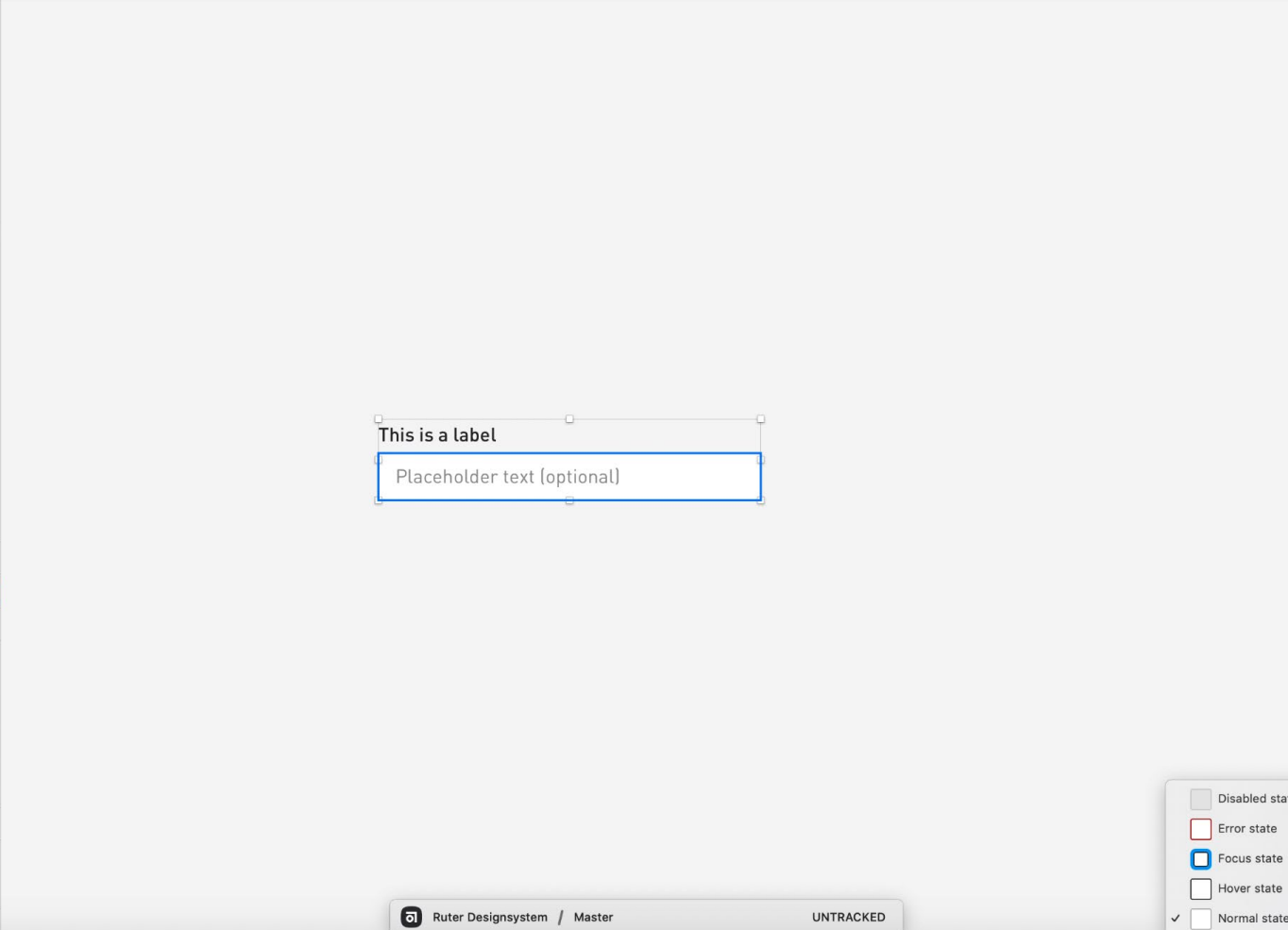
Accordions

- Accordion/transparent/expan...
- Accordion/transparent/collap...
- Accordion/white/expanded
- Accordion/white/collapsed
- Specs
- Background

Badge

- Badge/Square-shapes/Light
- Badge/Square-shapes/Warni...

Filter



806 X 565 Y 0

358 W 76 H

RESIZING

PIN TO EDGE Fix Size Preview

PROTOTYPING

Fix position when scrolling

SYMBOL

Inputfield+Label  
Symbols/Forms/Inputfield/

Overrides

Label color  
.../Medium/Black

Label text  
This is a label  
Aa .../Charlie/Medium

Inputfield state  
.../Overrides/Normal+Placeholder

Placeholder text (optional)  
Placeholder text (optional)  
Aa Styles/Placeholder text

Background style  
.../Forms/Normal state

Borders

Buttons

Fill

Forms

Shadows

Artboard Framer

Disabled state

Error state

Focus state


Hover state

Normal state

## Basic usage



[VIEW CODE](#) ^

Copy example code 

```
<Button text="Download" iconLeft="download" skin="success" />
```

# Checkbox

```
import { Checkbox } from '@ruter/rds-components';
```

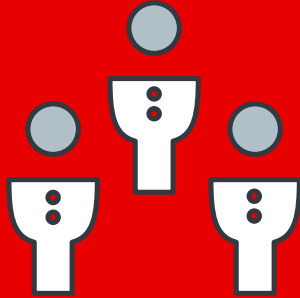
Use checkboxes to let the users pick a **single** option or **multiple** options.

## Props and methods for Checkbox

| Prop name                | Type                | Default  | Description  |
|--------------------------|---------------------|----------|--|
| <code>value</code>       | <code>string</code> | Required | The value of the input   |
| <code>label</code>       | <code>string</code> | Required | The label describing the checkbox  |
| <code>hideLabel</code>   | <code>bool</code>   |          | Visually hide the label  |
| <code>hasError</code>    | <code>bool</code>   |          | Visual presentation of an hasError in the input  |
| <code>isReversed</code>  | <code>bool</code>   |          | Reverse the visual order of text and switch  |
| <code>isJustified</code> | <code>bool</code>   |          | Force text and switch to opposite sides  |
| <code>id</code>          | <code>string</code> |          | The component will generate an id for you.<br>If you need to create your own, pass it in as a prop |
| <code>name</code>        | <code>string</code> |          | The name is used to group checkboxes   |
| <code>checked</code>     | <code>bool</code>   |          | Make a checkbox input checked by default   |
| <code>onChange</code>    | <code>func</code>   |          | Callback function for the checkbox   |
| <code>disabled</code>    | <code>bool</code>   |          | Make a checkbox input disabled   |
| <code>className</code>   | <code>string</code> |          | Add your own custom class names to the component   |

— Click to collapse





**Team**

**Ruter #**

## DESIGN SYSTEM TEAM



**Christian Nordström**  
Design Manager



**Ronny Siikaluoma**  
Design System Lead



**Marte Mettenes**  
Frontend Developer



**Ingrid Hagelund**  
Designer



**Martin Dahl**  
Frontend Developer



**Maria Sætre**  
Designer



**Åse Lindersen**  
Delivery Manager

## DESIGN SYSTEM TEAM



**Christian Nordström**  
Design Manager



**Ronny Siikaluoma**  
Design System Lead




**Marte Mettenes**  
Frontend Developer

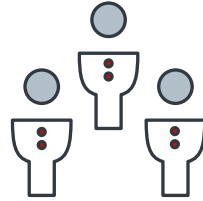


**Ingrid Hagelund**  
Designer

ORGANIZING THE TEAM



## DESIGN SYSTEM TEAM





# Takeaways

Ruter #

# SHARE



Ruter#



The image shows three people in an office setting. A woman with blonde hair is pointing at a computer monitor. A woman with red hair and glasses is looking at the monitor. A man with short hair is looking at the monitor. The monitor displays a code editor with a file explorer on the left and code on the right. The code includes comments and function definitions. The word 'PROTOTYPE' is overlaid in large white letters across the center of the image.

# PROTOTYPE

Ruter#





ASSIST

Ruter #

**Ruter As** ▼

- Ingrid Hagelund
- Jump to...
- All Threads
- Channels +
- bærekraft
- design
- # designsystem
- designsystem-beta
- designsystem-team
- # generelt
- # nyekundtjenester
- + Add a channel
- Direct Messages +
- Ingrid Hagelund (you)
- Asbjørn Engedal 🌟
- Ase Lindersen
- Christian Nordström
- Eivind Skogen 🗨️
- Kim Frydenlund Grane
- Kim Frydenlund Grane,...
- Maren Kleppan
- Maren Kleppan, Ronny ...
- Marius Røstad
- Phuong Nguyen
- Ronny Siikaluoma
- Therese Lamo
- Apps +

**designsystem-beta** ☆ | 👤 22 | 🔗 Add a topic 📞 📄 ⚙️ 🔍 Search @ ☆ ⋮

**Friday, February 1st**

**Eirik Stavelin** 2:24 PM  
The red button/label/line+transport-type-combo that is used in the travel planner (buss nr 54 here) - does this thing exist in RDS?  
Pasted image at 2019-02-01, 2:24 PM ▼



**Ronny Siikaluoma** 2:51 PM  
@Eirik nope. We've not included these yet since they have had some accessibility issues in the past. Several new design suggestions have been made, but nothing settled for RDS yet.  
👤 2 🗨️ 19 replies 🕒 1 day ago

**Eirik Stavelin** 1:32 PM  
Hei igjen. Gikk nettopp gjennom alle ikonene (<https://components.ruter.as/#/Visual%20Style/Icons>) og innser at her ut over en kalender ikke finnes noe ikon for tid (en klokke, etc). Tid er vanskelig. Ruter har mye info som har med tid å gjøre. Rutetid, avgangstid, reisetid, ventetid, tid til overgang, til gange mellom holdeplasser... Masse tider. Men ingen ikon for tid. 🕒 (edited)  
👤 4 🗨️ 19 replies 🕒 Last reply 1 day ago

**Yesterday**


**Kiet Ve Tran** 11:29 AM  
Hei @Ronny Siikaluoma, jeg har problem med accordion  
Pasted image at 2019-02-05, 11:28 AM ▼




👤 2 🗨️ 6 replies 🕒 Last reply 1 day ago

**Thread**  
designsystem-beta ✕


SVG ▼

 **departure-times.svg**  
1 kB SVG

**Ronny Siikaluoma** 1 day ago  
@Elise F. er det noe sånt du har sett etter?  
Pasted image at 2019-02-05, 8:17 AM ▼



**Ronny Siikaluoma** 1 day ago  
Pasted image at 2019-02-05, 8:17 AM ▼



**Ronny Siikaluoma** 1 day ago  
Ser de ligger i det gamle piktogrambiblioteket. @Mina Ravem Vet du om disse er i bruk noe sted i appene?

**Elise Unsvåg** 1 day ago  
Jepp, @Ronny Siikaluoma 🙌

**Mina Ravem** 1 day ago  
RuterReise bruker ikke, men et annet ikon for billetter. Ser ut som Ruter Billett bruker noe som ligner.

**Ronny Siikaluoma** 1 day ago  
Kan du sende over det dere bruker i RR?

**Ronny Siikaluoma** 1 day ago  
@Mina Ravem

+ Reply... **Ruter#** 😊





**Ruter #**

